

ROCKLAND COC (NY-606)

2025 Rank & Review Data Attachments

PURPOSE / AGENDA

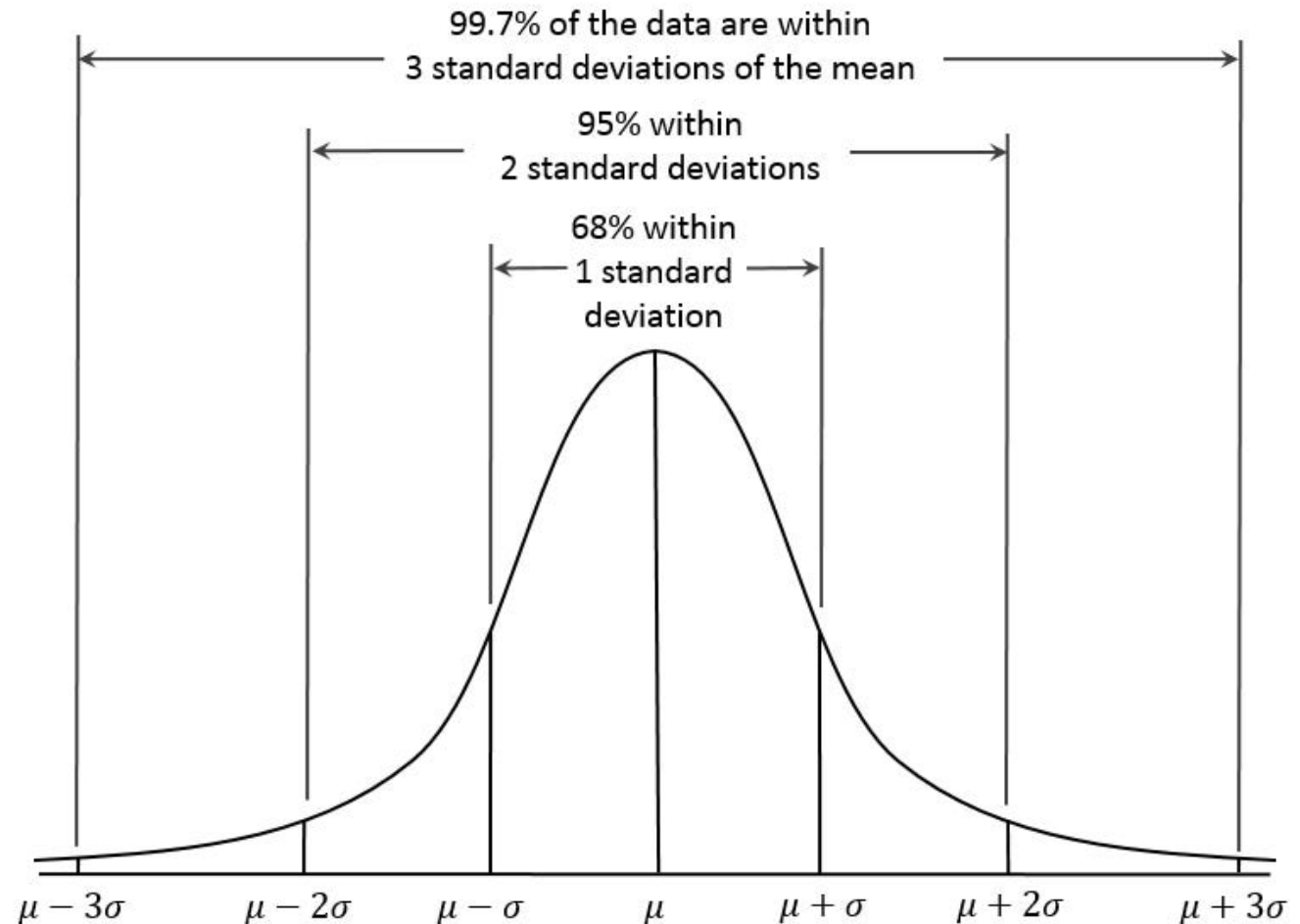
- Purpose: support you in filling out Part 1 of the Rank & Review Renewal Tool.
- Agenda:
 1. Review Scoring Methodology.
 2. Review Data Attachments and how to apply the information when filling out the Part 1 tool.
 3. Discuss next steps and deadlines.

NOTES ON THE 2025 RANK & REVIEW DATA ATTACHMENTS

- All data based on Federal Fiscal Year 2024 APR reports (10/1/2023 – 9/30/2024), which will be provided to applicants in addition to this PowerPoint.
 - This data was submitted to HUD for the annual Longitudinal Systems Analysis and cannot be changed.

SCORING METHODOLOGY

- Scoring ranges were determined using a basic bell-curve methodology.
- If the project scored below $\mu - \sigma$ it fell into the 1st bucket. If the project scored above the $\mu - \sigma$ and below the μ , it fell in 2nd bucket. If the project scored above the μ and below $\mu + \sigma$ it fell in 3rd bucket. Any projects scoring over $\mu + \sigma$ will fall into the last bucket.



4. DATA QUALITY & COMPLETENESS - NUMBER OF ISSUE RATES > 5%? ATTACHMENT #1

Scoring Rubric

0= 5 pts

≥ 1= 0 pts

Source: FFY24 APR Q6

Attachment 1: . Data Quality & Completeness - Number of Issue Rates > 5%

Program	Number of Issue Rates > 5%
CSC-DV Rapid Rehousing	1
Rockland County DSS - CoC PSH	1
Rockland County DSS - RRH	1

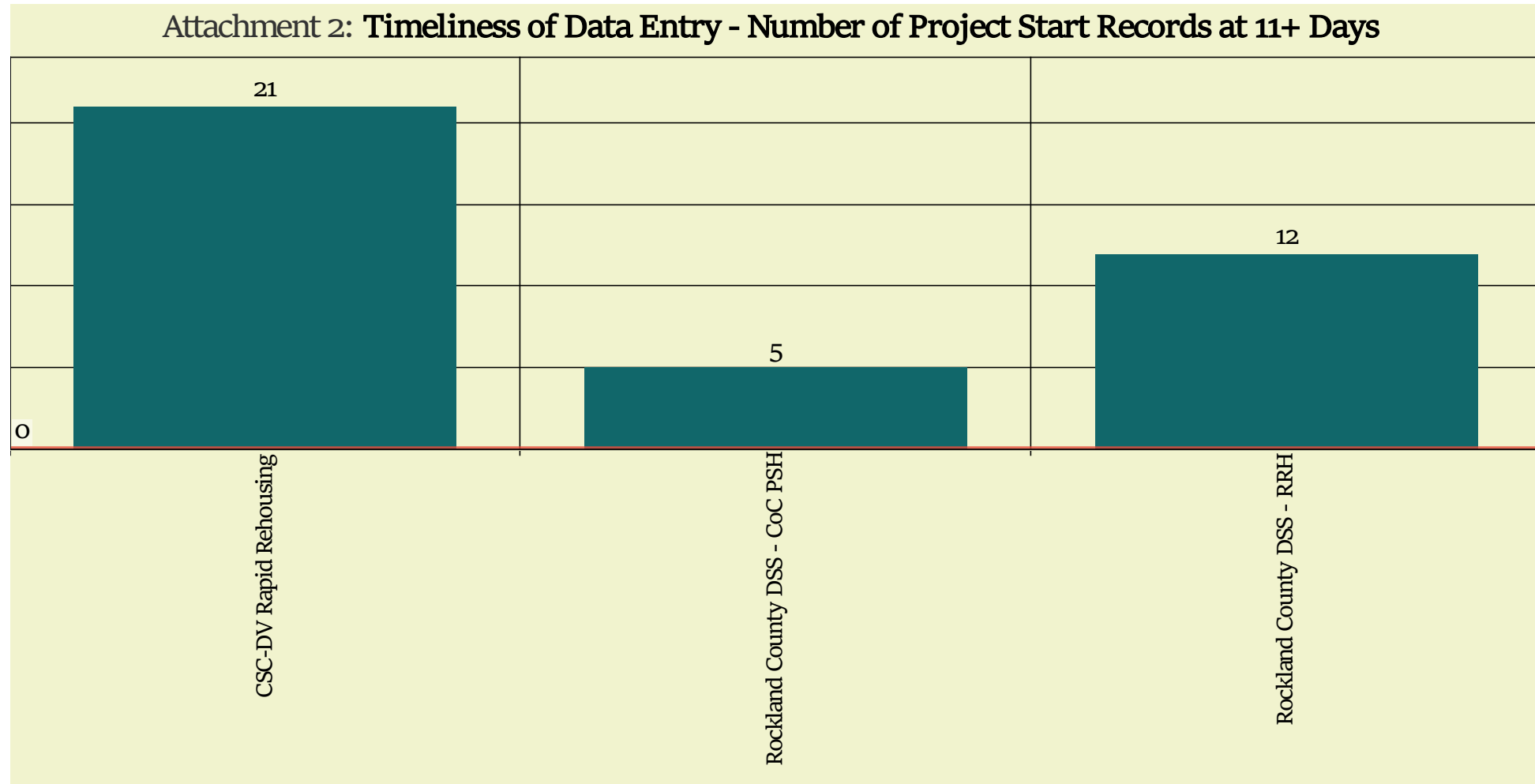
Scoring Rubric

0= 3 pts

≥ 1= 0 pts

5. TIMELINESS OF DATA ENTRY: DO YOU HAVE ANY NUMBER OF PROJECT START RECORDS AT 11+DAYS? ATTACHMENT #2

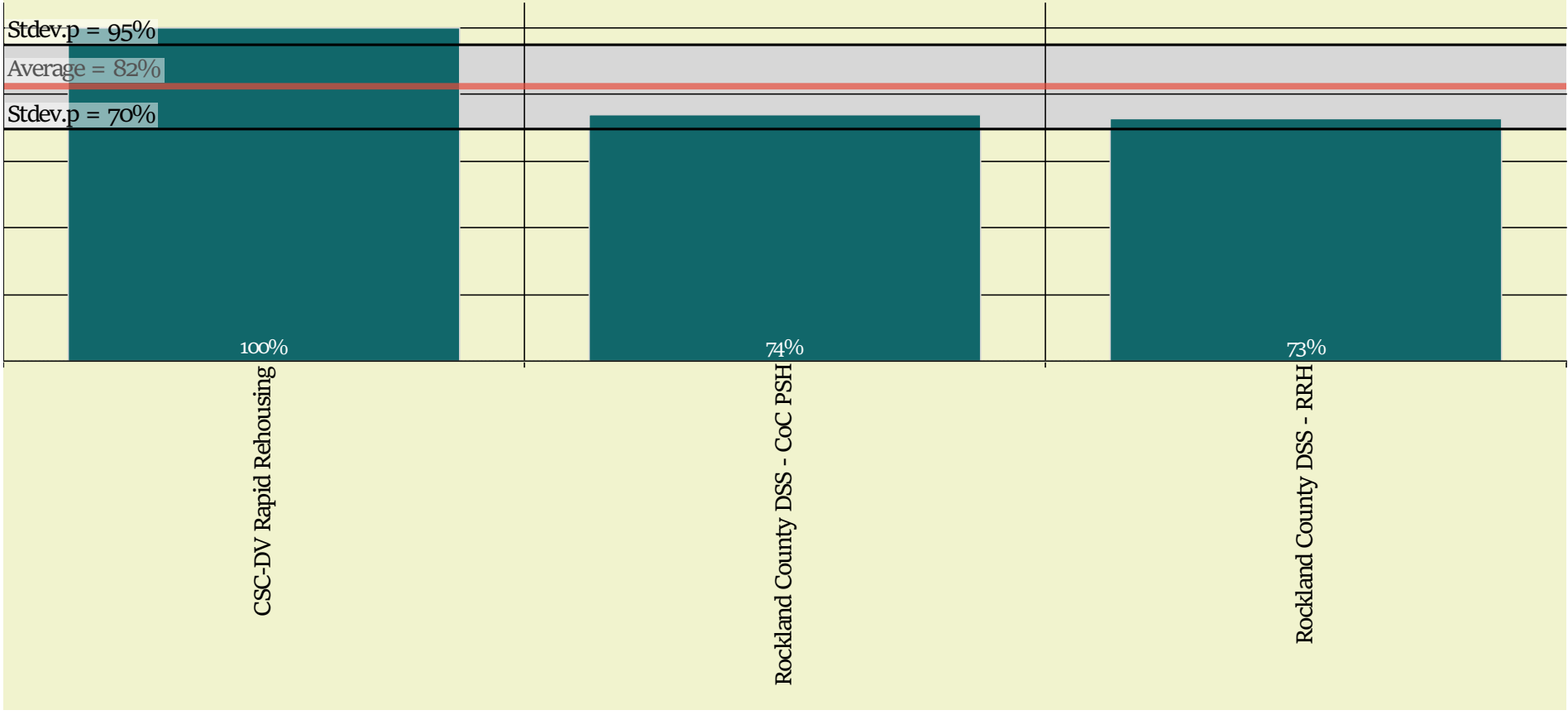
Source: client-level detail in FFY24 APR to determine: of clients entered into the project between 10/1/2023-9/30/2024, how many were admitted into the database more than 10 days after entering the project?



★ Not Applicable to the question and calculation

10. HEALTH INSURANCE ATTACHMENT #3

Attachment 3: % of Stayers with Health Insurance at Annual Assessment Standard Deviation = 12.59%



Scoring Rubric

- 83%+ = 5 pts
- 70-82% = 2.5 pts
- 0-69% = 0 pts

Source: FFY24 APR Q5- Number of Heads of Households and Adult Stayers in the project more than 365 days.

12. POSITIVE OUTCOMES ATTACHMENT #4

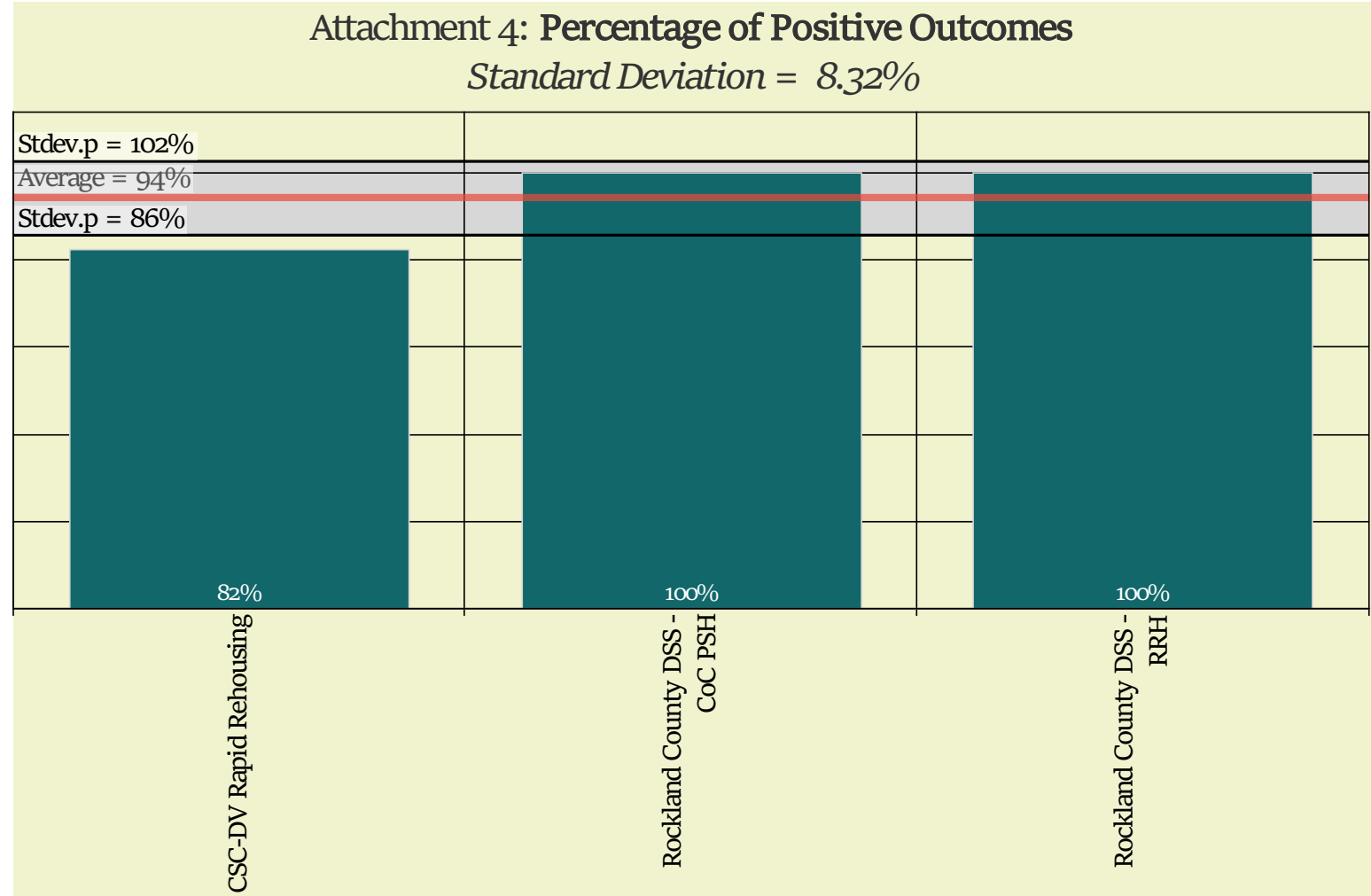
Scoring Rubric

95%*+= 20 pts

86-94%= 10 pts

0-85%= 0 pts

Source: FFY24 APR, adding the number of clients who exited to a Positive Destination (APR Q23. PS Subtotal) and the number of stayers (APR Q5) together and dividing by the total number of persons served (APR Q5)- Persons deceased(APR Q23).



★ Not Applicable to the question and calculation

13. EXITS TO HOMELESSNESS ATTACHMENT #5

Scoring Rubric

0% = 20 pts

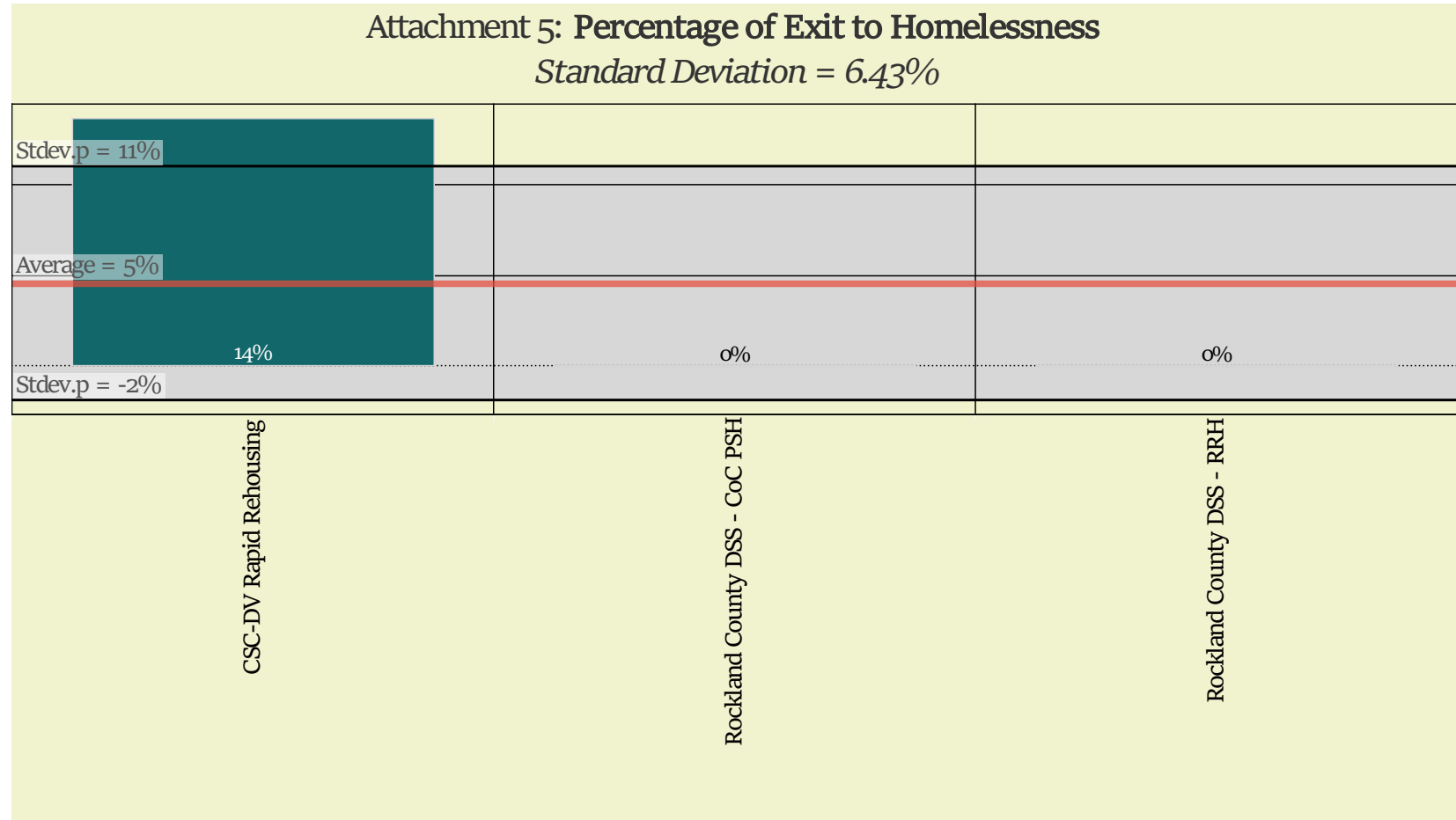
1-4% = 15 pts

5-11% = 10 pts

12%+ = 0 pts

★ *Not Applicable to the question and calculation*

Source: FFY24 APR, dividing the number of clients who exited to a place not meant for human habitation or to shelter (APR Q23. HS Subtotal) by the total number of leavers (APR Q5.).



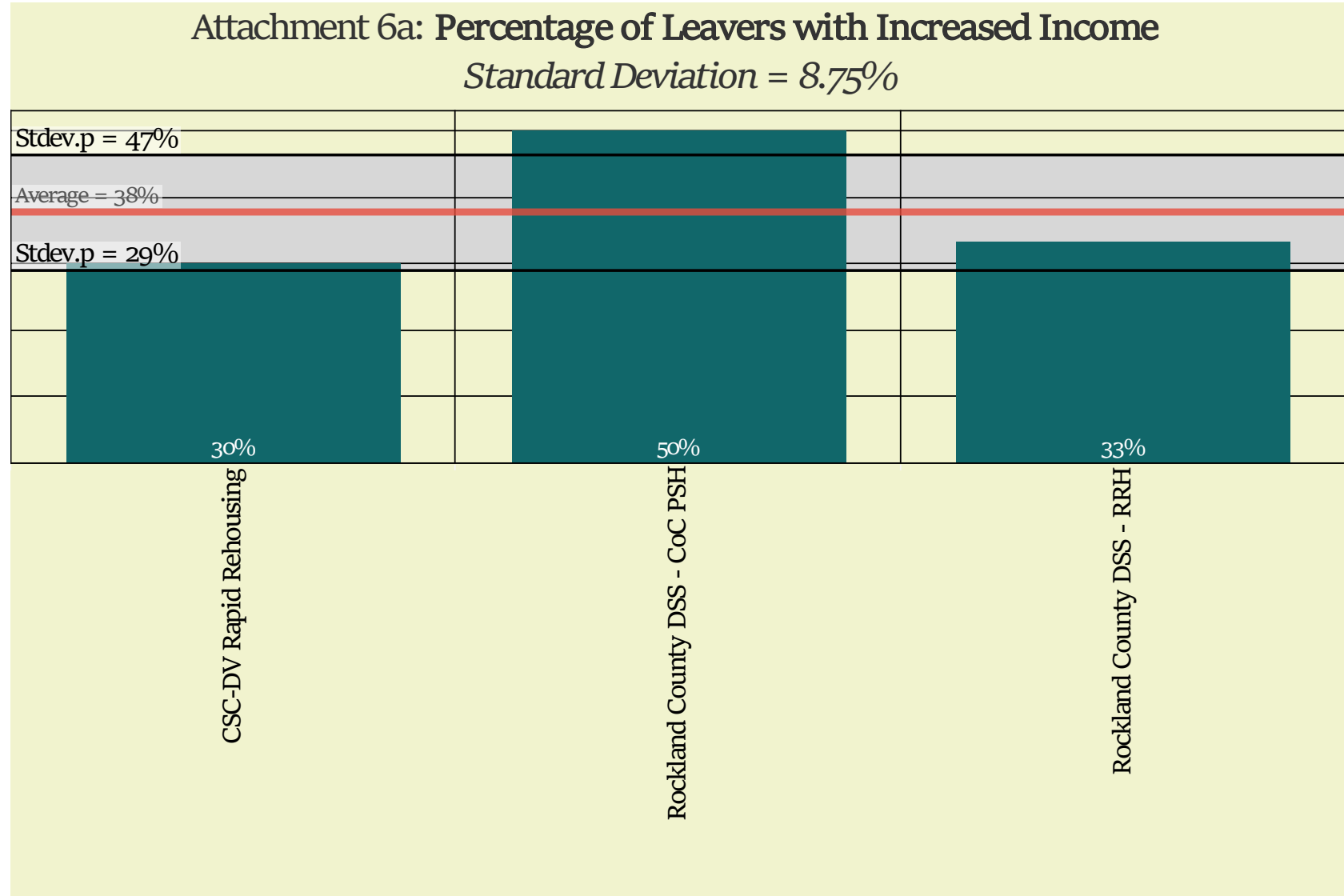
14A. INCREASES IN CLIENT INCOME AT EXIT ATTACHMENT #6A

★ *Not Applicable to the question and calculation*

Scoring Rubric

- 48%+ = 10 pts
- 39-47% = 7.5 pts
- 29-38% = 5 pts
- 0-28% = 0 pts

Source: FFY24 APR, calculate your score by going to APR Q53a6, Row 9, Column 54.



14B. INCREASES IN CLIENT INCOME AT ANNUAL ASSESSMENT ATTACHMENT #6B

★ Not Applicable to the question and calculation

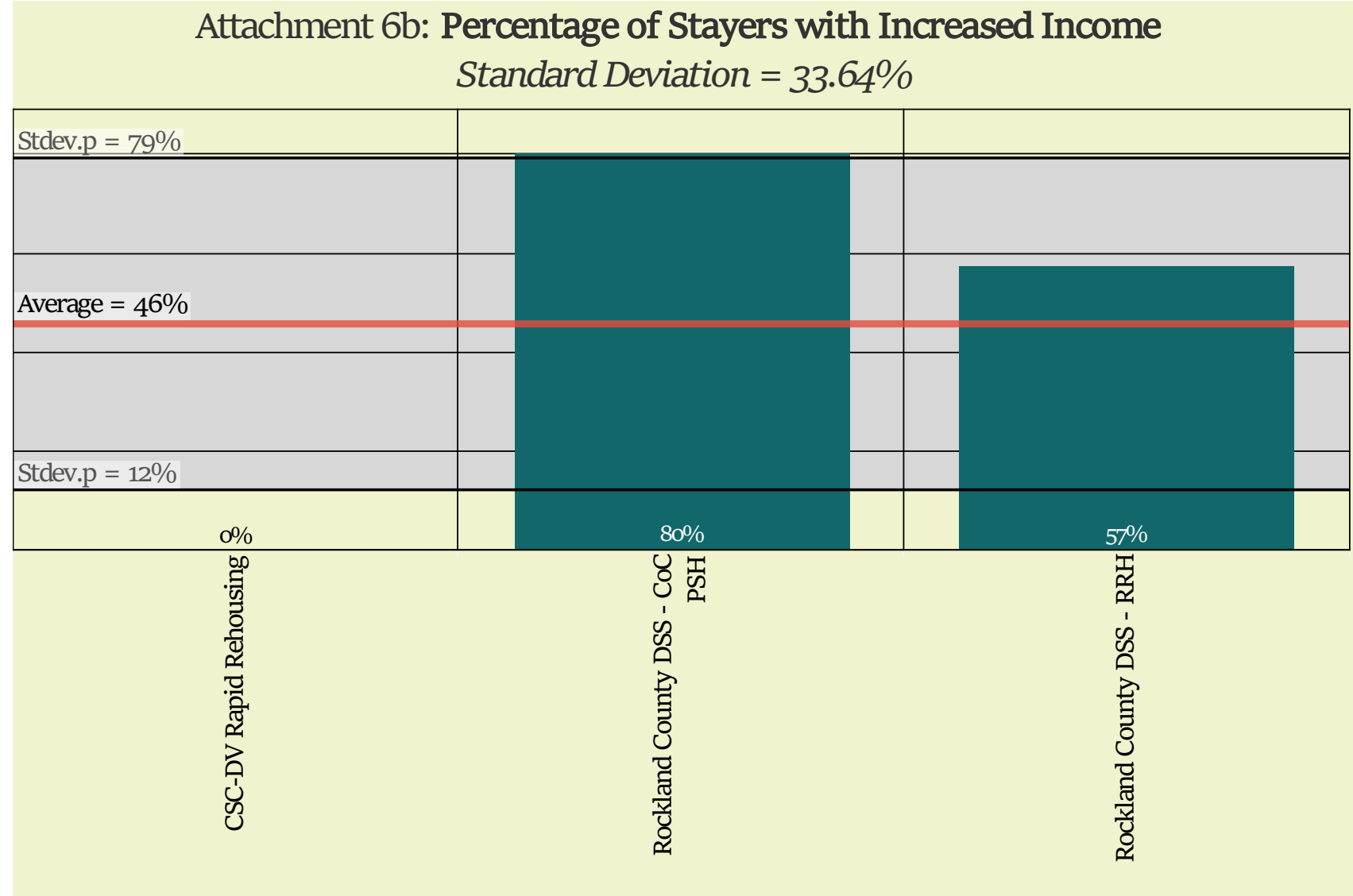
Scoring Rubric

80%+= 10 pts

46-79%= 5 pts

0-45%= 0 pts

Source: FFY24 APR Q5-
Number of Heads of
Households and Adult Stayers
in the project more than 365
days.



15. PERCENTAGE OF CLIENTS WITH 2+ CONDITIONS AT PROGRAM ENTRY
ATTACHMENT #7

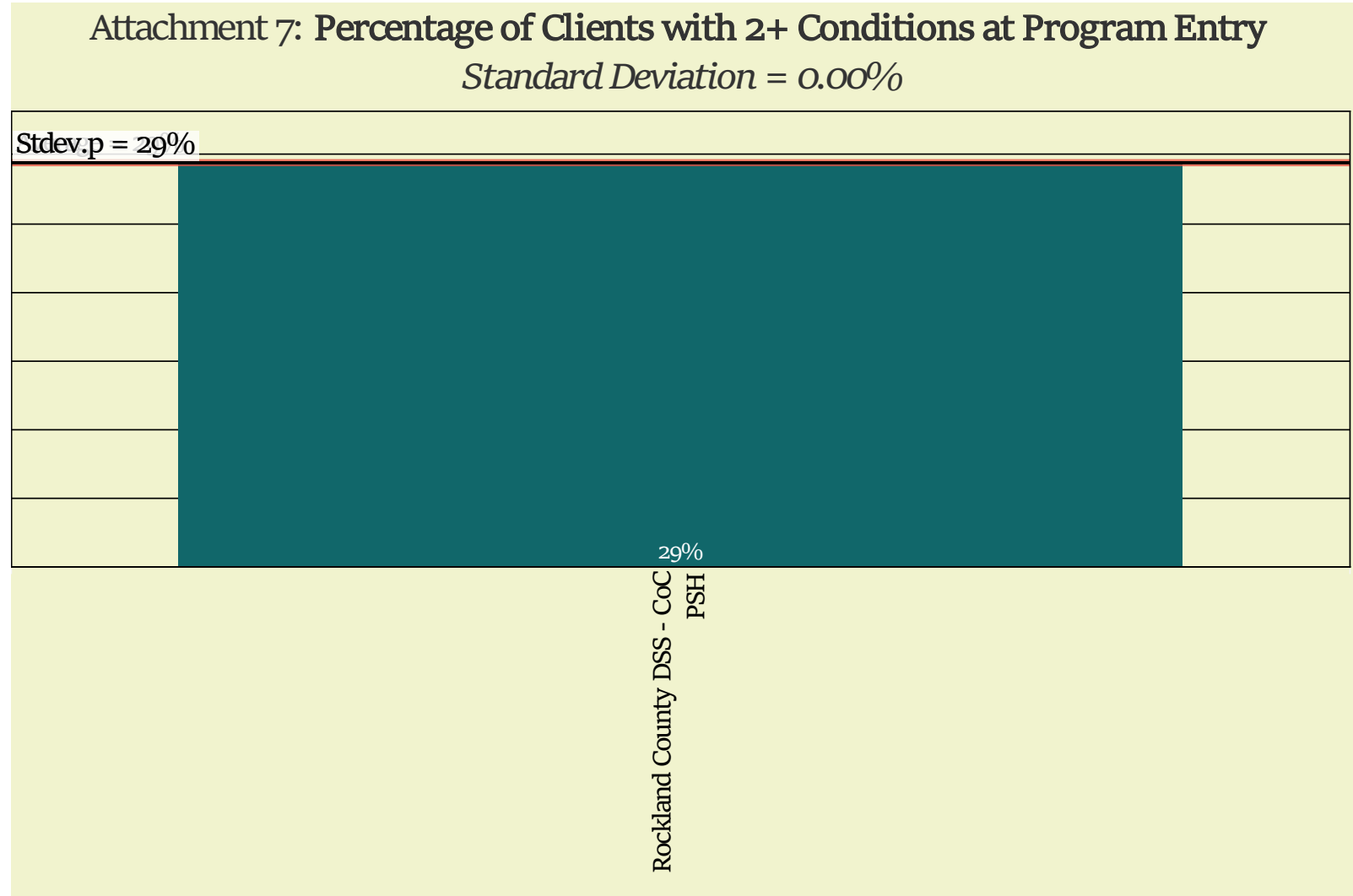
★ Not Applicable to the question and calculation

Scoring Rubric

29%+ = 5 pts

0-28% = 0 pts

Source: FFY24 APR, add APR Q13a2.
Column 1 Row 3 and APR Q13a2.
Column 1 Row 4 together. Divide by
APR Q5 (Total Number of Persons
Served).



16. PERCENTAGE OF CLIENTS WHO ENTERED WITH ZERO INCOME ATTACHMENT #8

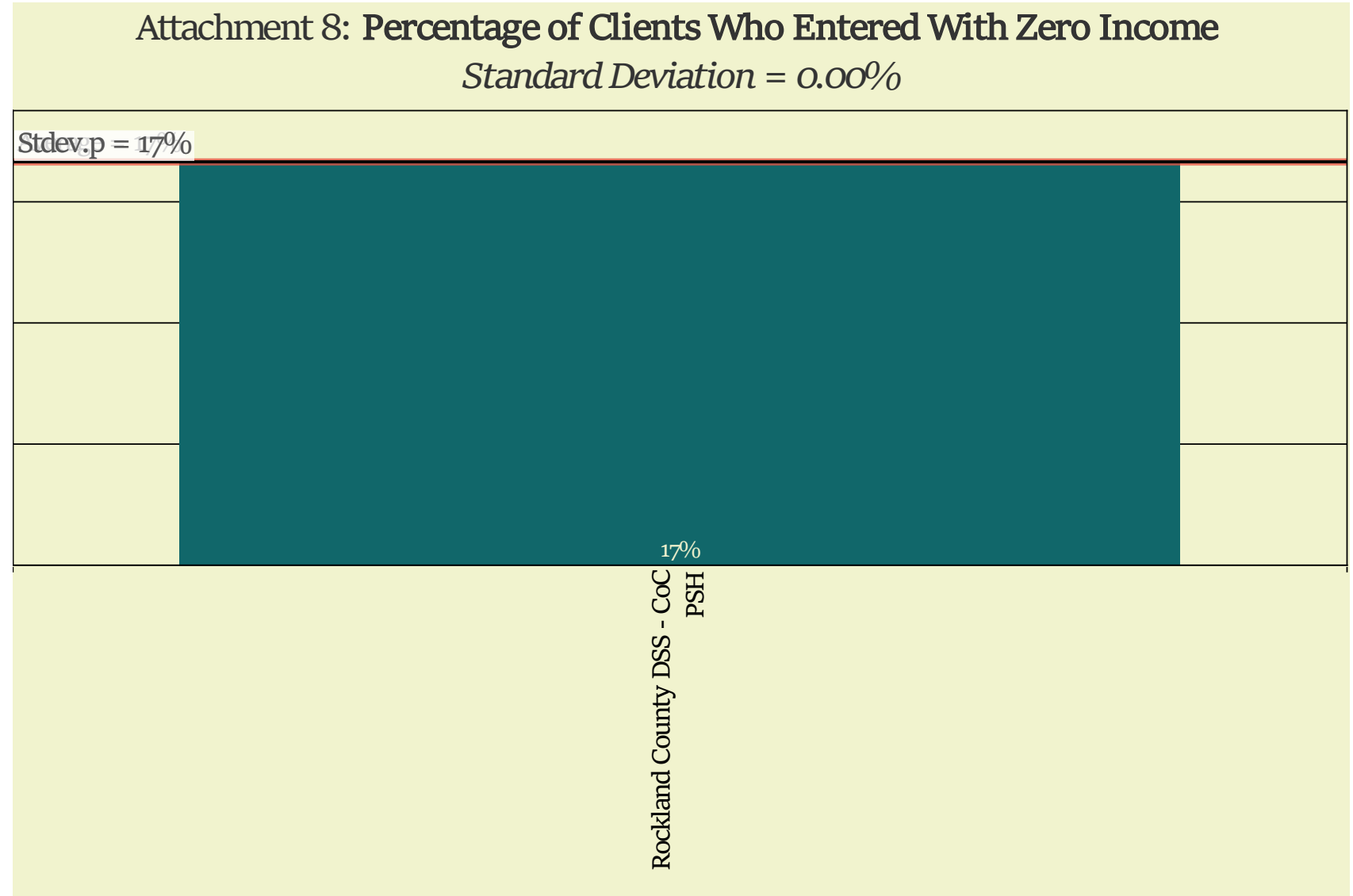
★ *Not Applicable to the question and calculation*

Scoring Rubric

17%+ = 5 pts

0-16% = 0 pts

Source: FFY24 APR, Q18. Divide by APR Q5 (Total Number of Persons Served).



APPLICATION INFORMATION

- Errors in data should be reported to lrhodes@caresny.org by **August 13th**. Note that data from APRs cannot be updated, but errors in calculations or in data submitted by those not entering into the HMIS will be assessed and corrected if possible.
- Part 1 and 2 applications are due by **August 20th**. Late submissions will lose points, per the CoC's Written Process.
- For questions regarding this process, please contact Lori Rhodes at lrhodes@caresny.org