

HOMELESS SERVICES PLANNING BOARD (NY-507, SCHENECTADY)

2025 Rank & Review Data Attachments

PURPOSE / AGENDA

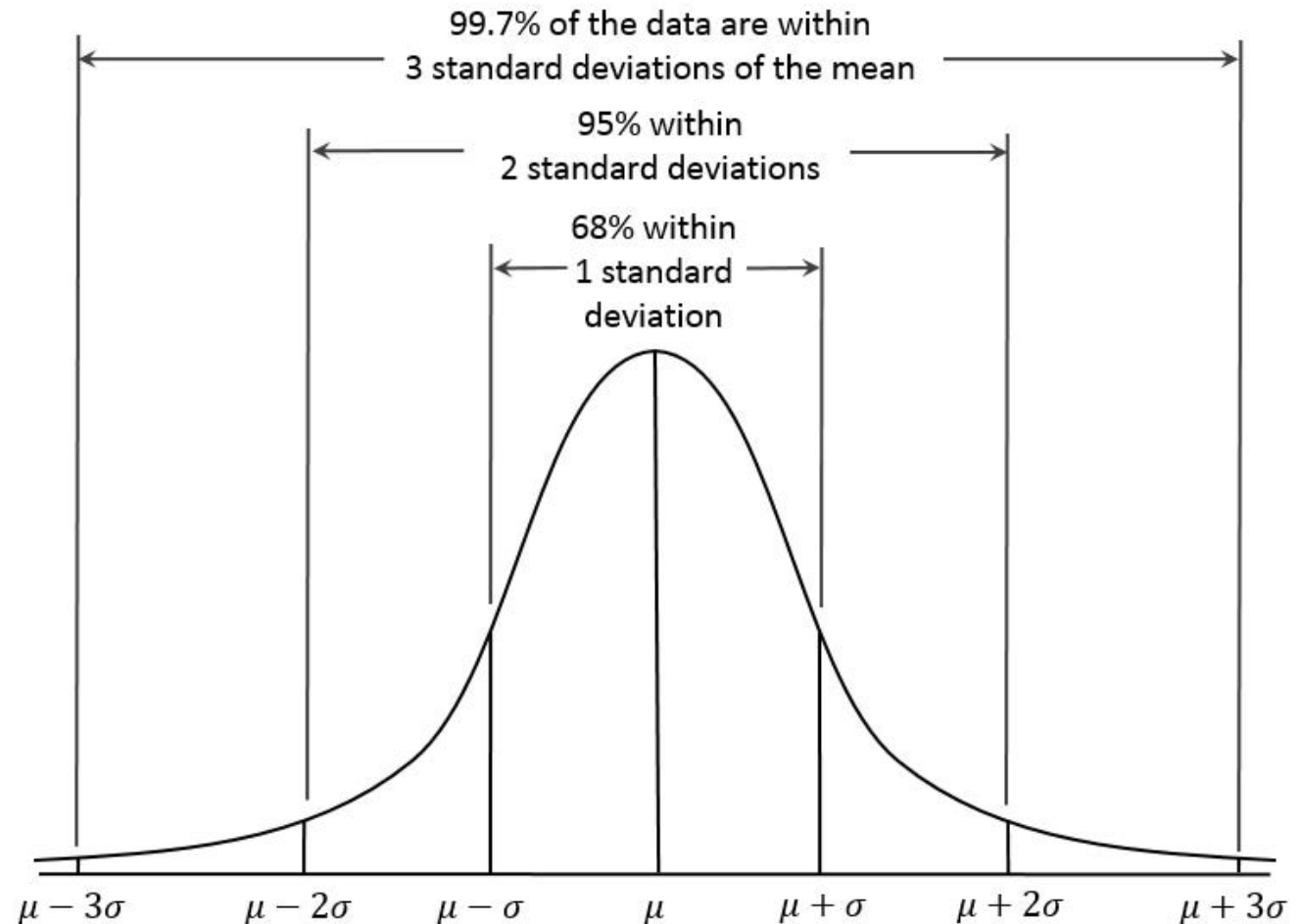
- Purpose: support you in filling out Part 1 of the Rank & Review Renewal Tool.
- Agenda:
 1. Review Scoring Methodology.
 2. Review Data Attachments and how to apply the information when filling out the Part 1 tool.
 3. Discuss next steps and deadlines.

NOTES ON THE 2025 RANK & REVIEW DATA ATTACHMENTS

- All data based on Federal Fiscal Year 2024 APR reports (10/1/2023 – 9/30/2024), which will be provided to applicants in addition to this PowerPoint.
 - This data was submitted to HUD for the annual Longitudinal Systems Analysis and cannot be changed.

SCORING METHODOLOGY

- Scoring ranges were determined using a basic bell-curve methodology.
- If the project scored below $\mu - \sigma$ it fell into the 1st bucket. If the project scored above the $\mu - \sigma$ and below the μ , it fell in 2nd bucket. If the project scored above the μ and below $\mu + \sigma$ it fell in 3rd bucket. Any projects scoring over $\mu + \sigma$ will fall into the last bucket.

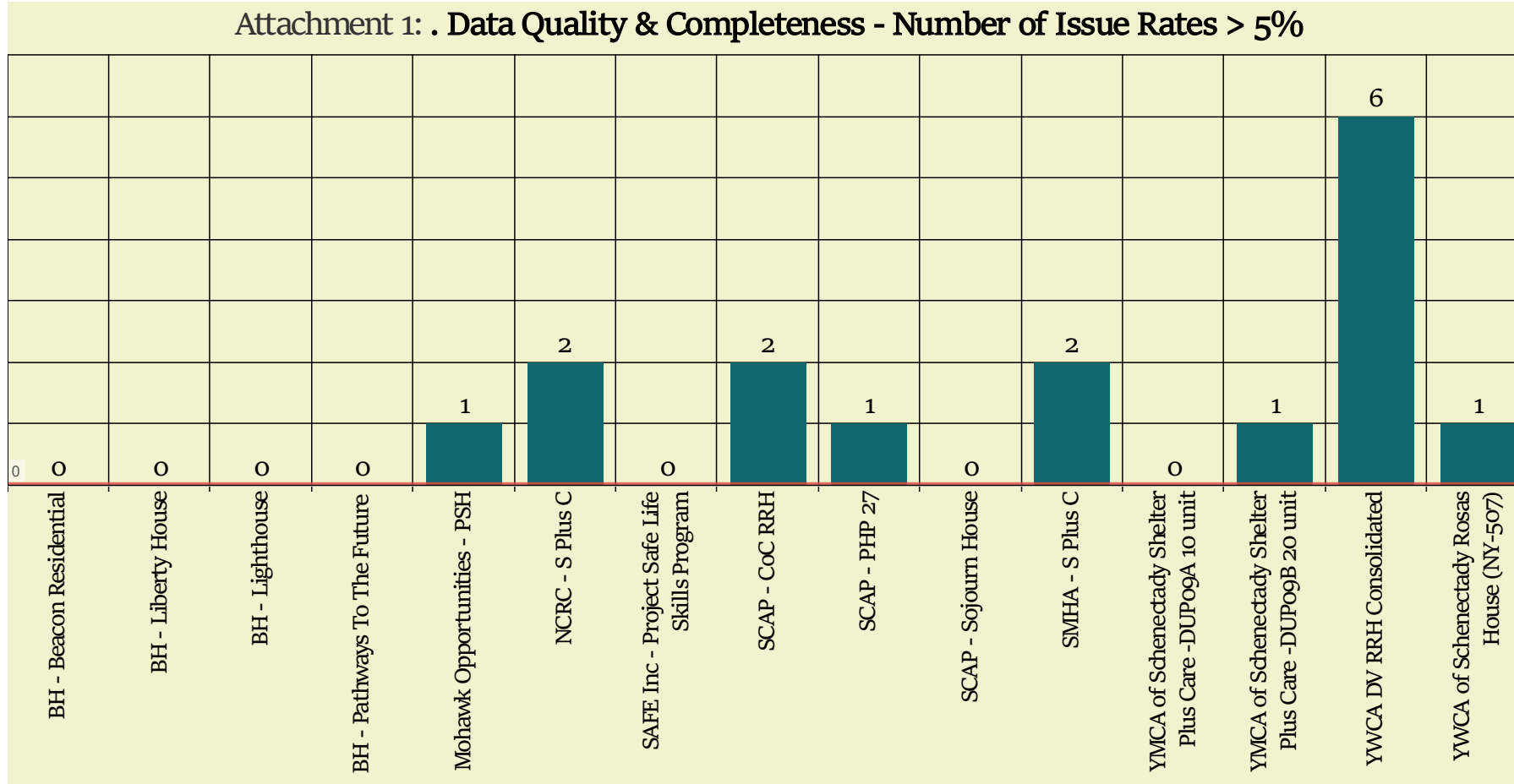


0= 5 pts

≥ 1= 0 pts

Source: FFY24 APR Q6

4. DATA QUALITY & COMPLETENESS - NUMBER OF ISSUE RATES > 5%? ATTACHMENT #1



Scoring Rubric

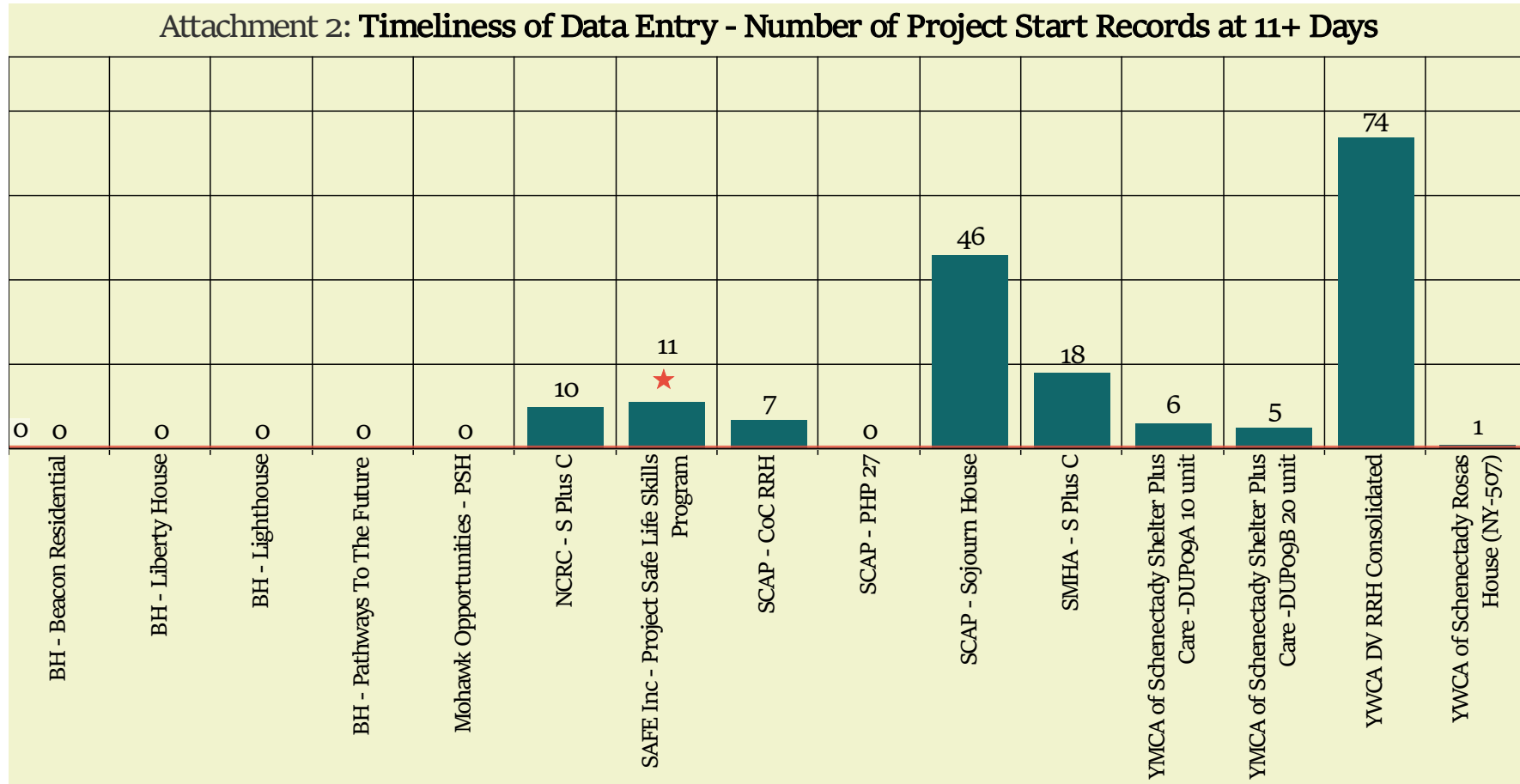
0 = 3 pts

≥ 1 = 0 pts

★ *Not Applicable to the question*

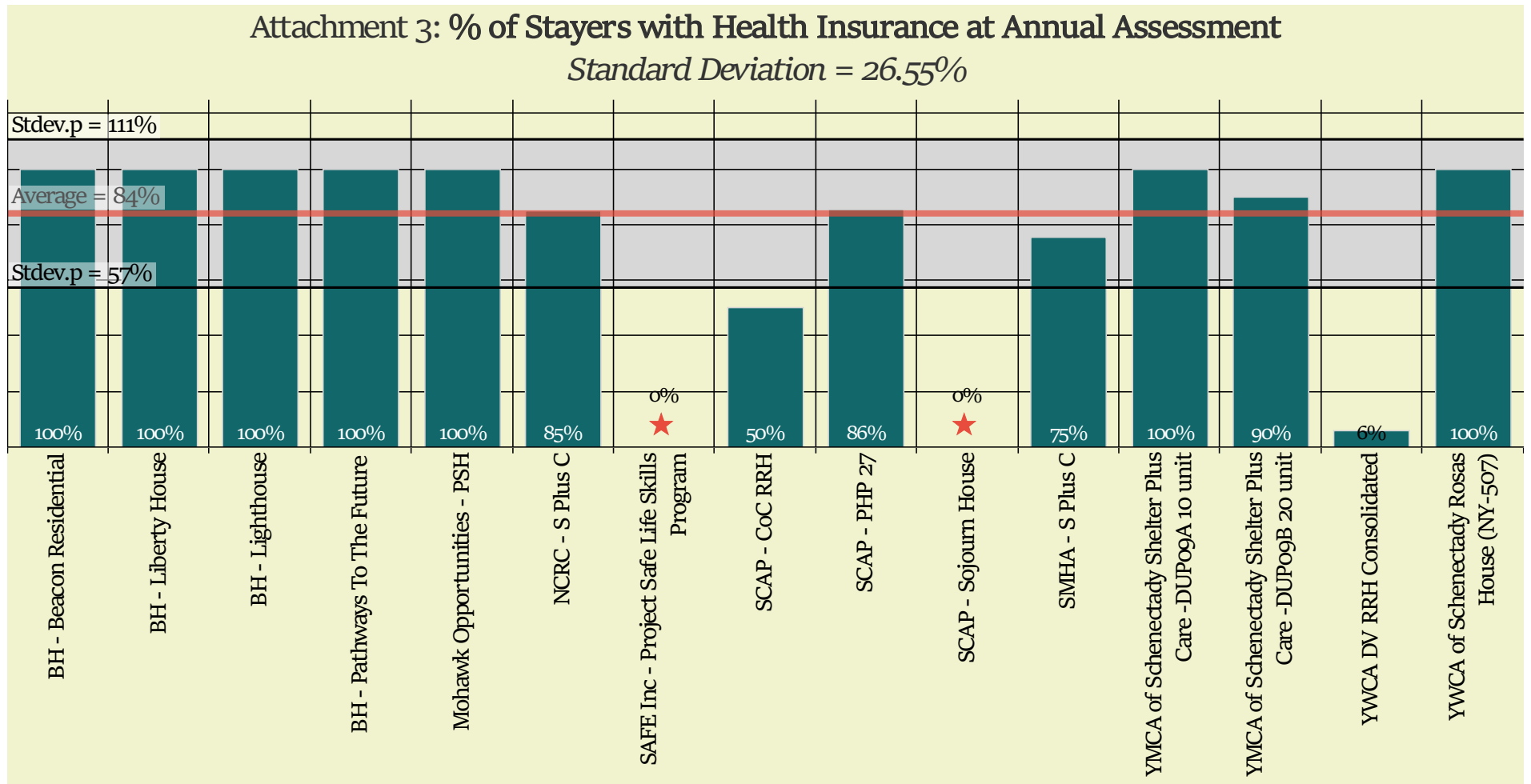
5. TIMELINESS OF DATA ENTRY: DO YOU HAVE ANY NUMBER OF PROJECT START RECORDS AT 11+ DAYS? ATTACHMENT #2

Source: client-level detail in FFY24 APR to determine: of clients entered into the project between 10/1/2023-9/30/2024, how many were admitted into the database more than 10 days after entering the project?



★ Not Applicable to the question and Avg/Stdev.p calculation

10. HEALTH INSURANCE ATTACHMENT #3



Scoring Rubric

- 85%+ = 5 pts
- 57-84% = 2.5 pts
- 0-56% = 0 pts

Source: FFY24 APR Q5- Number of Heads of Households and Adult Stayers in the project more than 365 days.



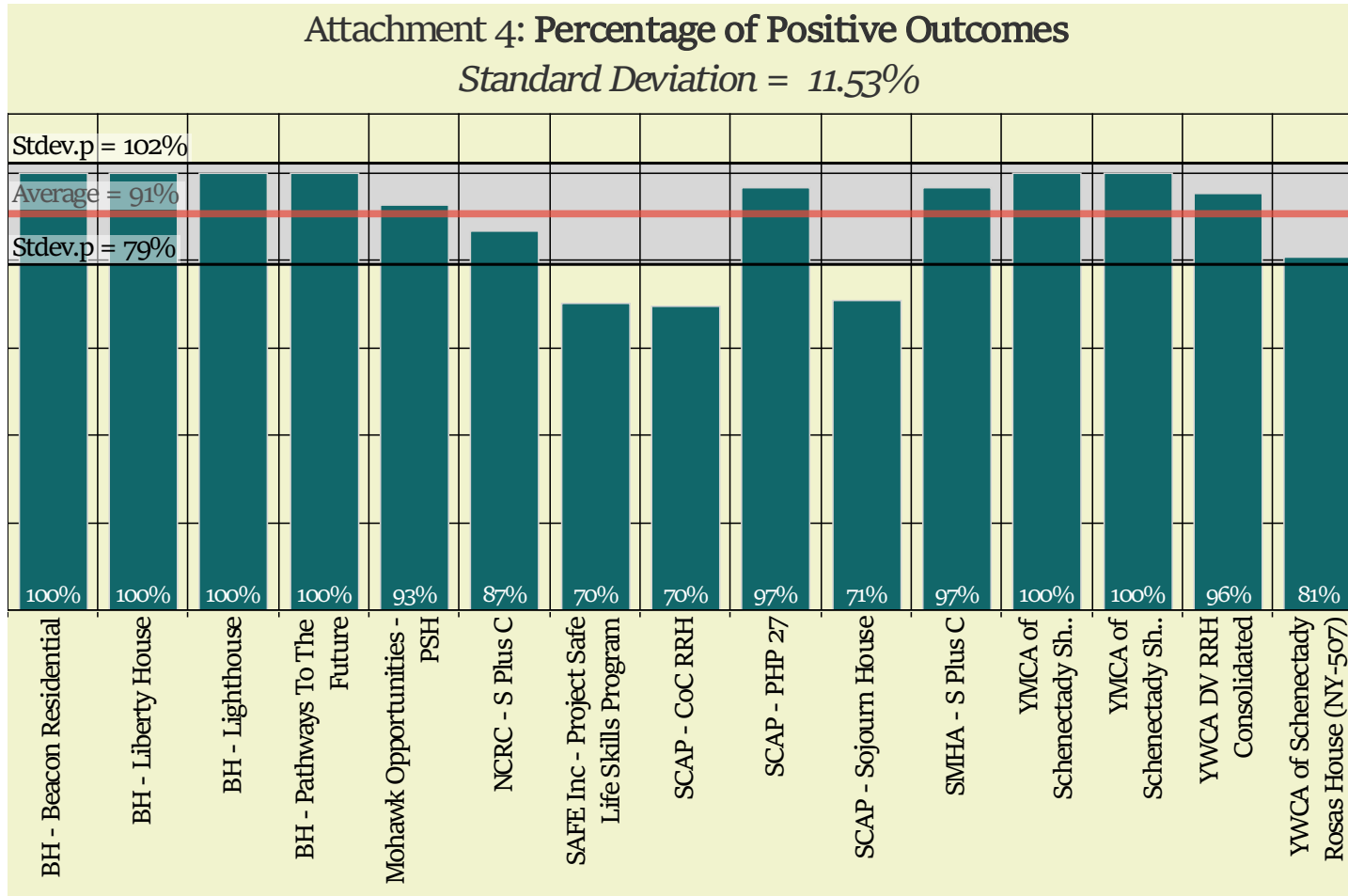
Scoring Rubric

92-100% = 20
 79-91% = 10 pts
 0-78% = 0 pts

★ Not Applicable to the question and Avg/Stdev,p calculation

12. POSITIVE OUTCOMES ATTACHMENT #4

Source: FFY24 APR, adding the number of clients who exited to a Positive Destination (APR Q23. PS Subtotal) and the number of stayers (APR Q5) together and dividing by the total number of persons served (APR Q5)- Persons deceased(APR Q23).



0% = 20 pts

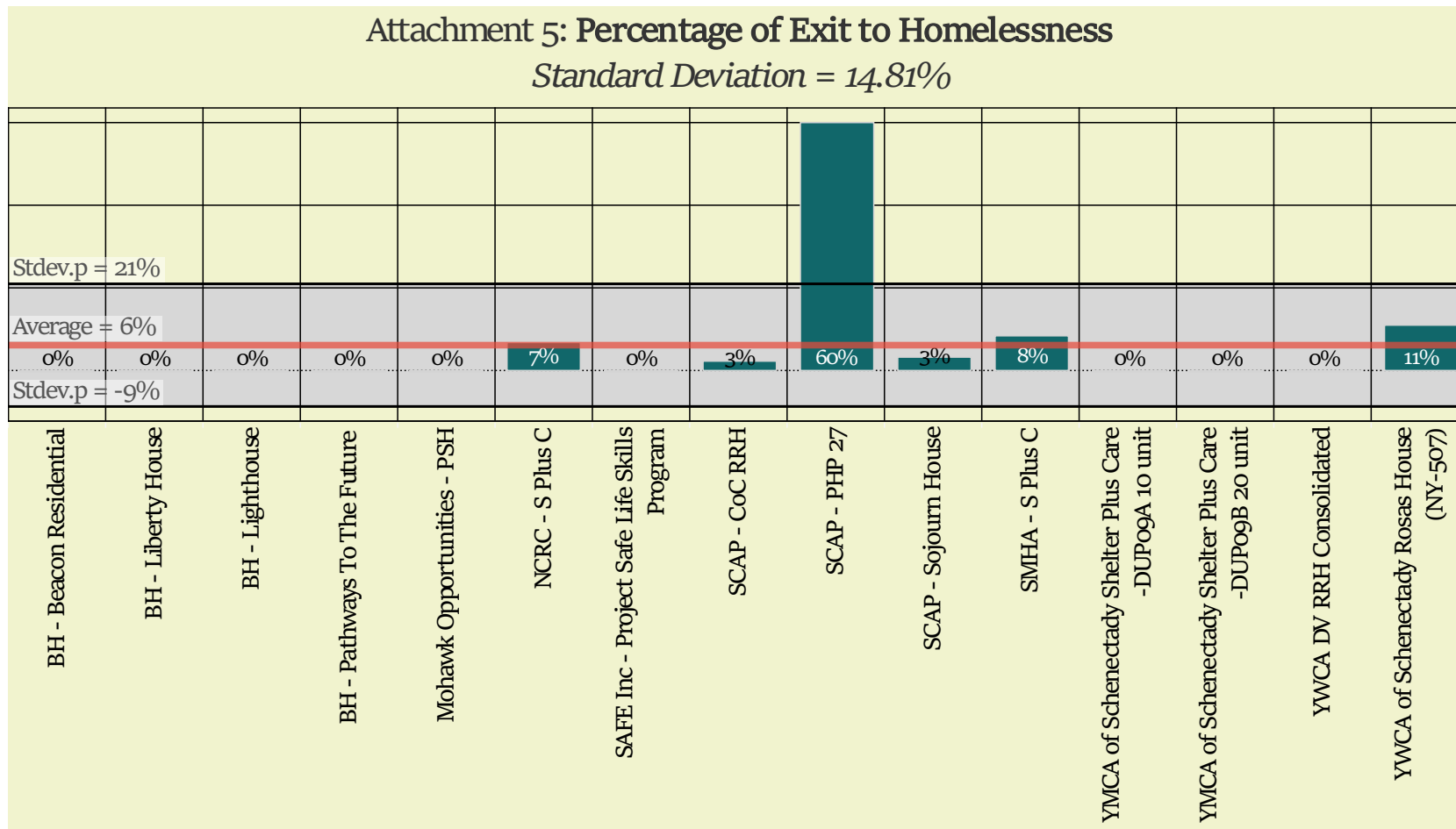
1-7% = 15 pts

8-21% = 10 pts

22%+ = 0 pts

★ Not Applicable to the question and Avg/Stdev.p calculation

Source: FFY24 APR, dividing the number of clients who exited to a place not meant for human habitation or to shelter (APR Q23) by the total number of leavers (APR Q5).



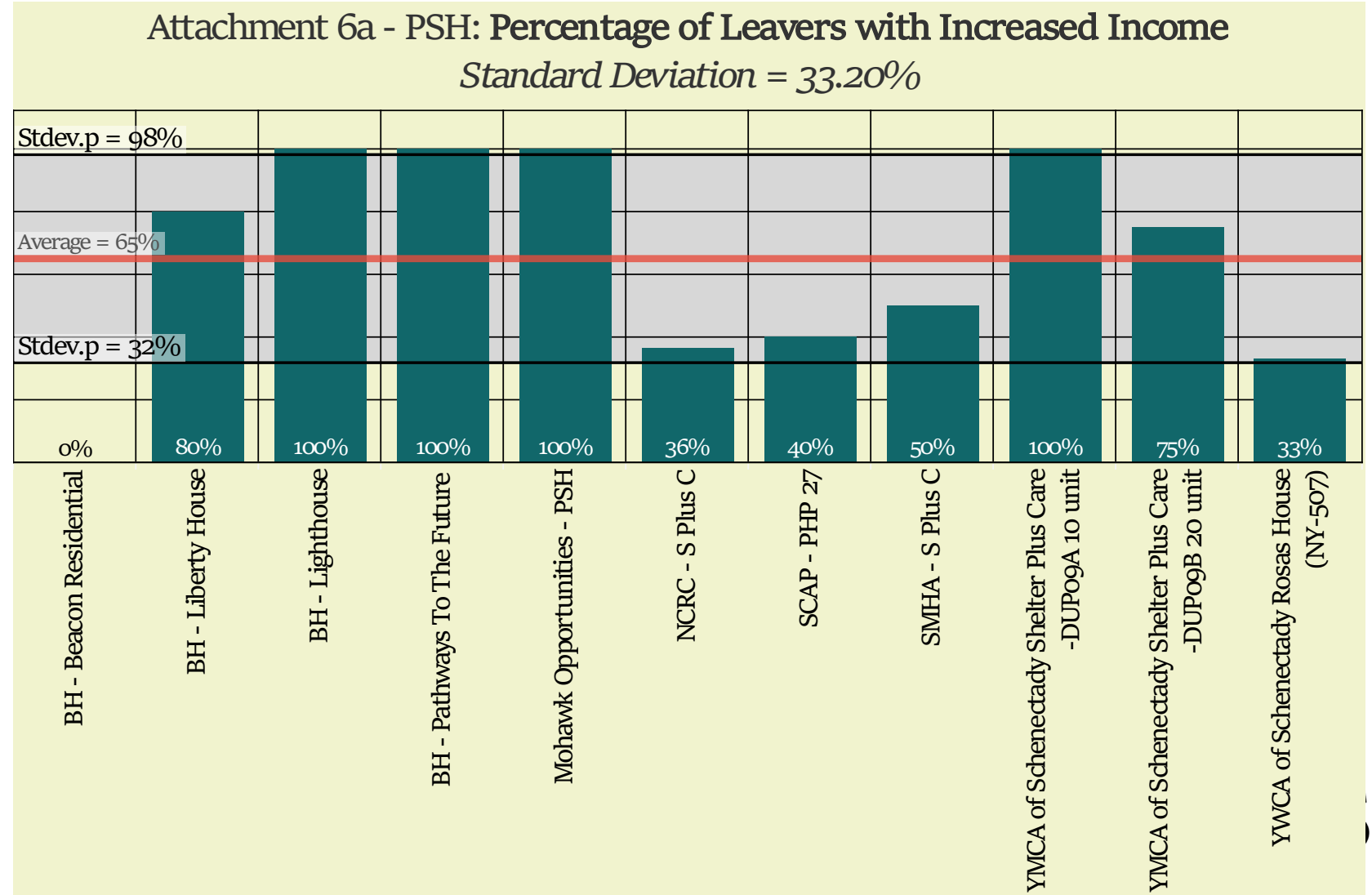
Scoring Rubric

- 99%+= 10 pts
- 66-98%= 7.5 pts
- 32-65%= 5 pts
- 0-31%= 0 pts

Source: FFY24 APR, calculate your score by going to APR Q53a6, Row 9, Column 54

★ Not Applicable to the question and Avg/Stdev.p calculation

14A. INCREASES IN CLIENT INCOME AT EXIT-PSH ATTACHMENT #6A



Scoring Rubric

13%+ = 10 pts

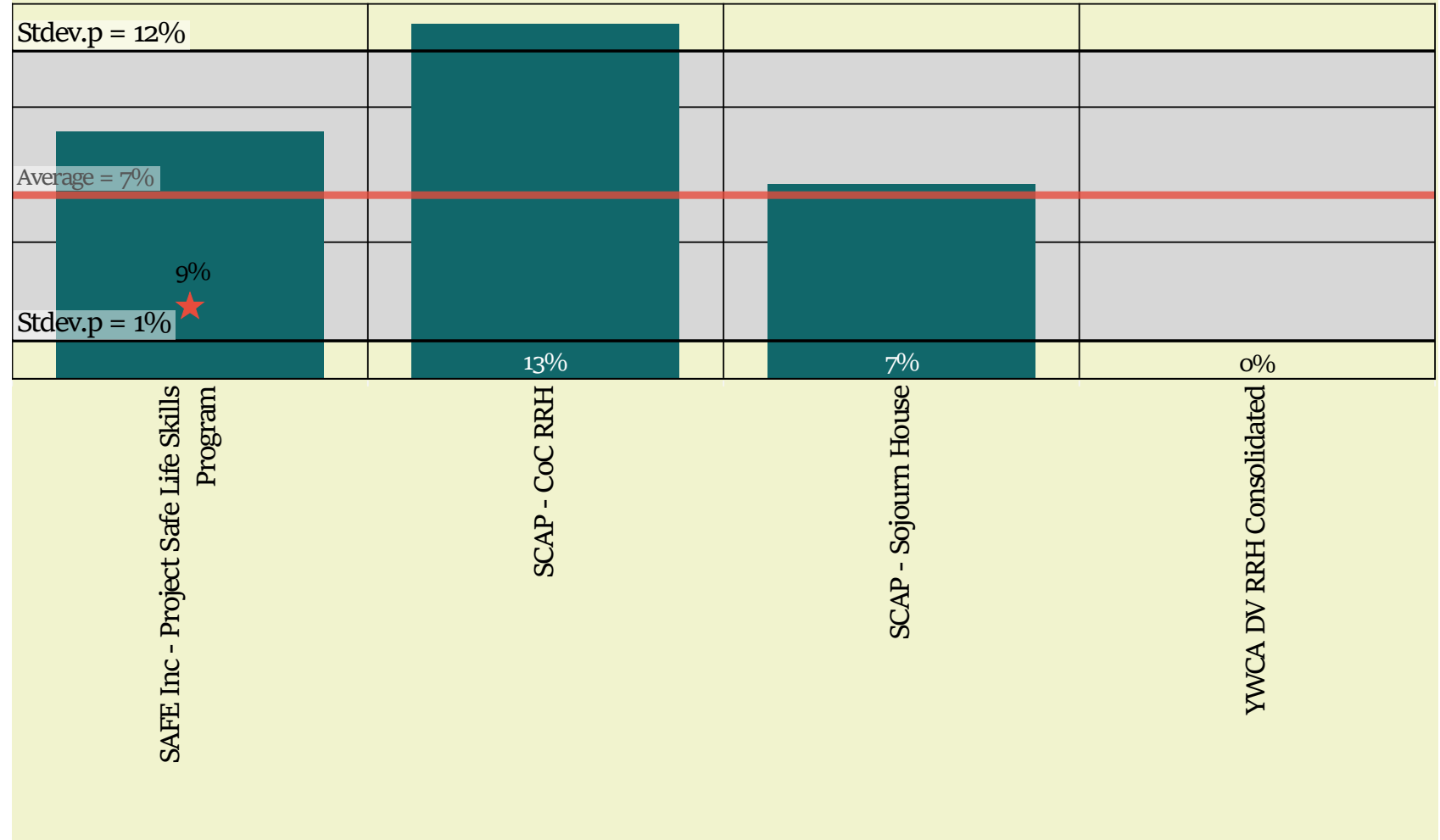
7-12% = 5 pts

0-6% = 0 pts

★ Not Applicable to the question and Avg/Stdev.p calculation

14A. INCREASES IN CLIENT INCOME AT EXIT-TH/RRH ATTACHMENT #6A

Attachment 6a - TH/RRH: Percentage of Leavers with Increased Income
Standard Deviation = 5.33%



Source: FFY24 APR, calculate your score by going to APR Q53a6, Row 9, Column 54.

Scoring Rubric

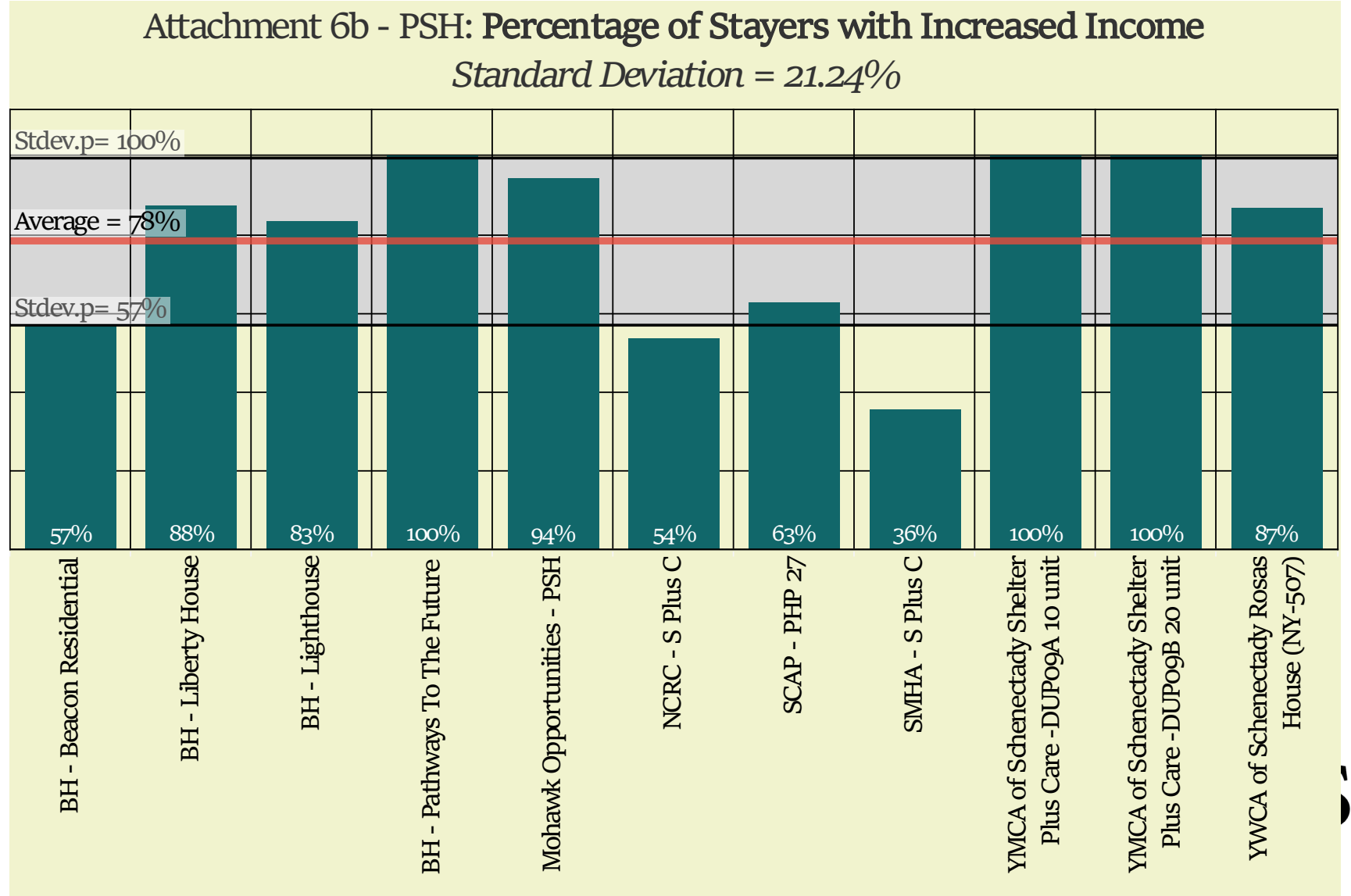
- 100%= 10 pts
- 79-99%= 7.5 pts
- 57-78%= 5 pts
- 0-56%= 0 pts

Source: FFY24 APR Q5-
Number of Heads of
Households and Adult Stayers
in the project more than 365
days.

14B. INCREASES IN CLIENT INCOME AT ANNUAL ASSESSMENT-PSH ATTACHMENT 6B



Not Applicable to the question and Avg/Stdev.p calculation



14B. INCREASES IN CLIENT INCOME AT ANNUAL ASSESSMENT-RRH & TH ATTACHMENT #6B

Scoring Rubric

★ Not Applicable to the question and calculation

0% = 0 pts

Source: FFY24 APR Q5- Number of Heads of Households and Adult Stayers in the project more than 365 days. .

Attachment 6b - Th/RRH: Percentage of Stayers with Increased Income
Standard Deviation = 0.00%

0%	0%	0%	0%
0%	0%	★	0%
SAFE Inc - Project Safe Life Skills Program	SCAP - CoC RRH	SCAP - Sojourn House	YWCA DV RRH Consolidated

Scoring Rubric

80%+= 5 pts

62-79%= 3 pts

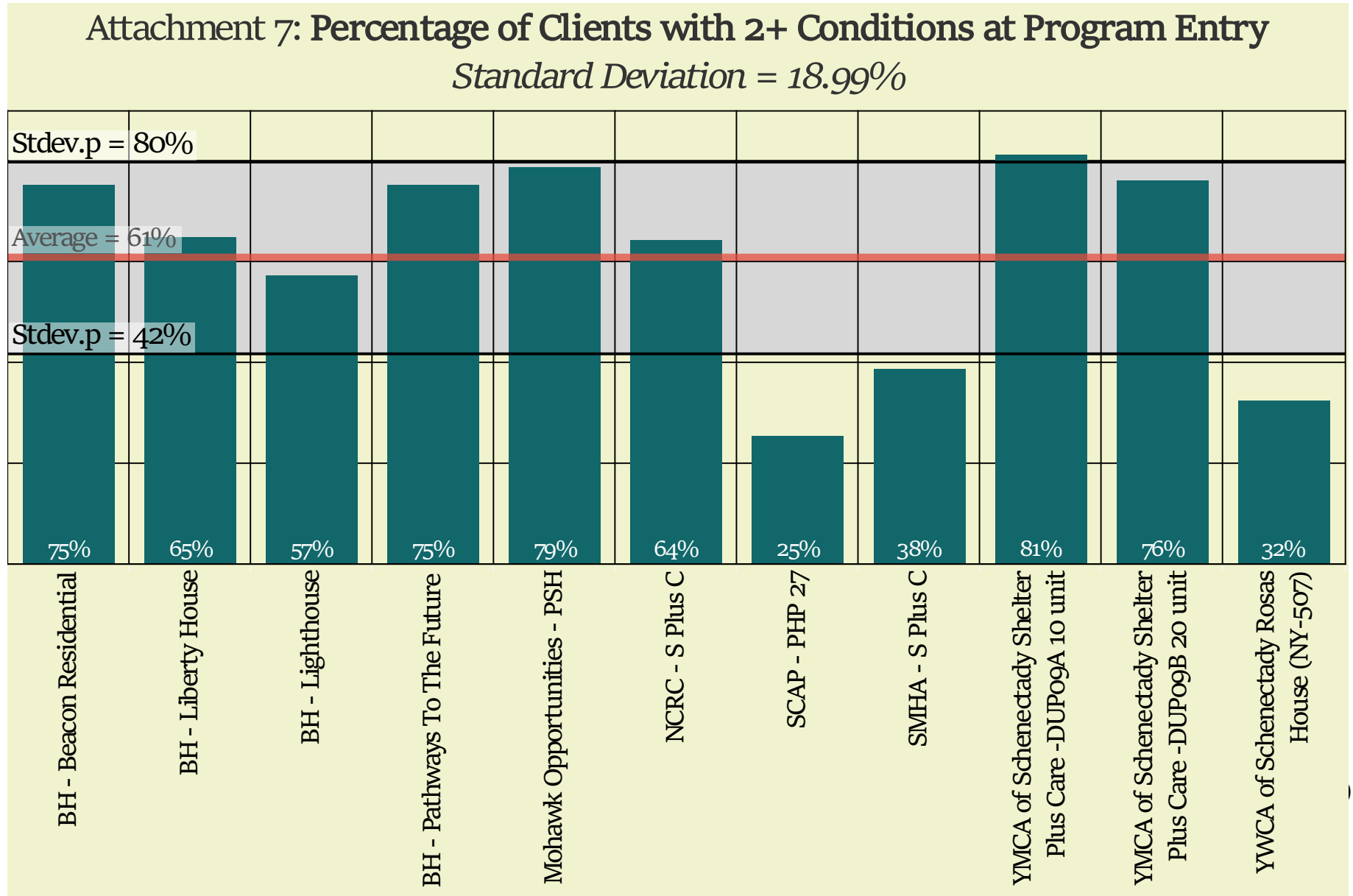
42-61%= 2 pts

0-41%= 0 pts

Source: FFY24 APR, add APR Q13a2. Column 1 Row 3 and APR Q13a2. Column 1 Row 4 together. Divide by APR Q5 (Total Number of Persons Served).

★ Not Applicable to the question and calculation

15. PERCENTAGE OF CLIENTS WITH 2+ CONDITIONS AT PROGRAM ENTRY ATTACHMENT #7



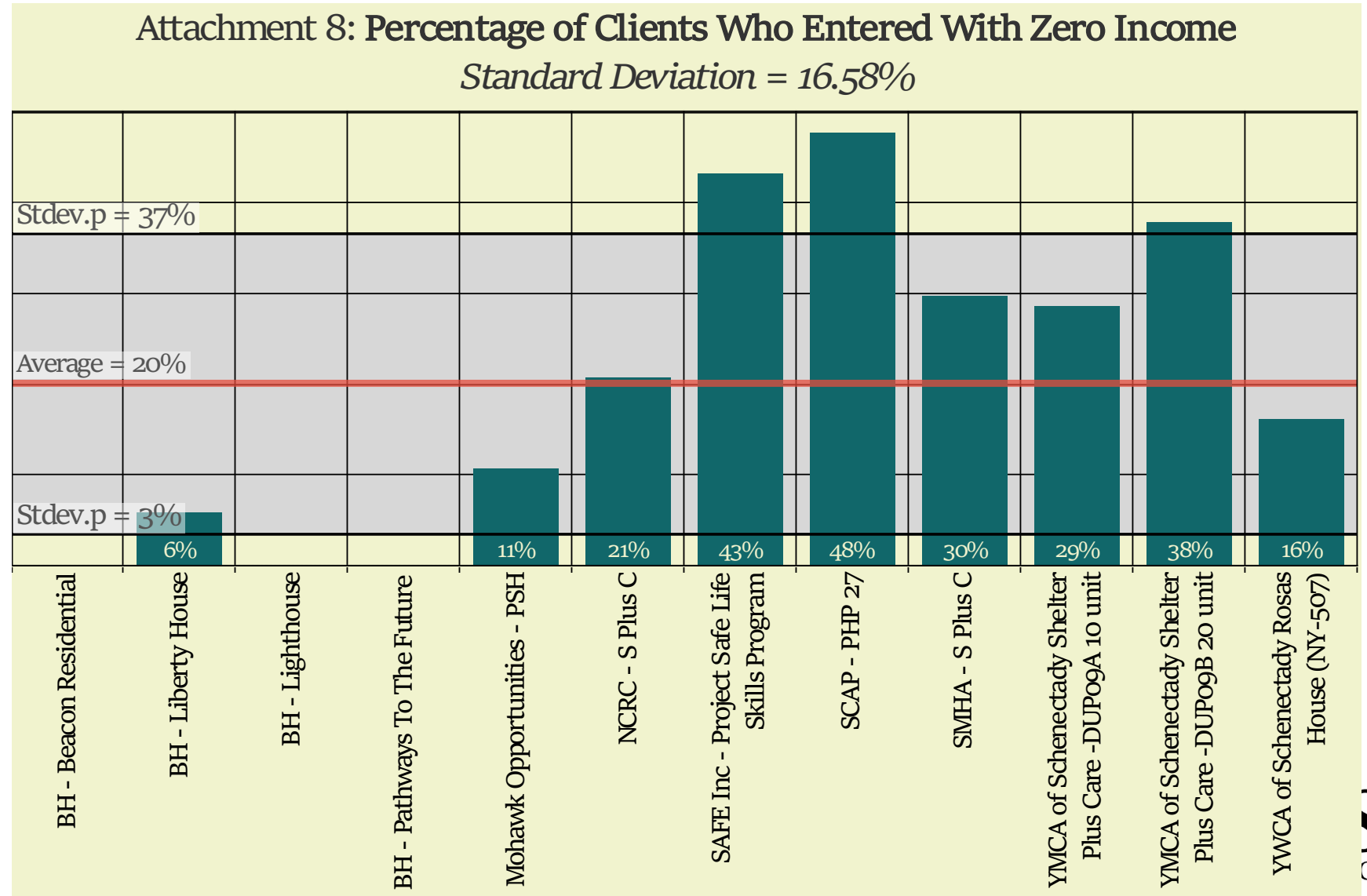
16. PERCENTAGE OF CLIENTS WHO ENTERED WITH ZERO INCOME ATTACHMENT #8

Scoring Rubric

★ Not Applicable to the question and calculation

- 37%+ = 5 pts
- 21-37% = 3 pts
- 3-20% = 2 pts
- 0-2% = 0 pts

Source: FFY24 APR, Q18. Divide by APR Q5 (Total Number of Persons Served).



APPLICATION INFORMATION

- Errors in data should be reported to kkopper@caresny.org by end of day **Wednesday, August 13th**. Note that data from APRs cannot be updated, but errors in calculations or in data submitted by those not entering into the HMIS will be assessed and corrected if possible.
- Part 1 and 2 applications are due by **August 20th**. Late submissions will lose points, per the CoC's Written Process.
- For questions regarding this process, please contact Kristen Kopper at kkopper@caresny.org.