

# STEPS COC (NY-501)

2025 Rank & Review Data Attachments

# PURPOSE / AGENDA

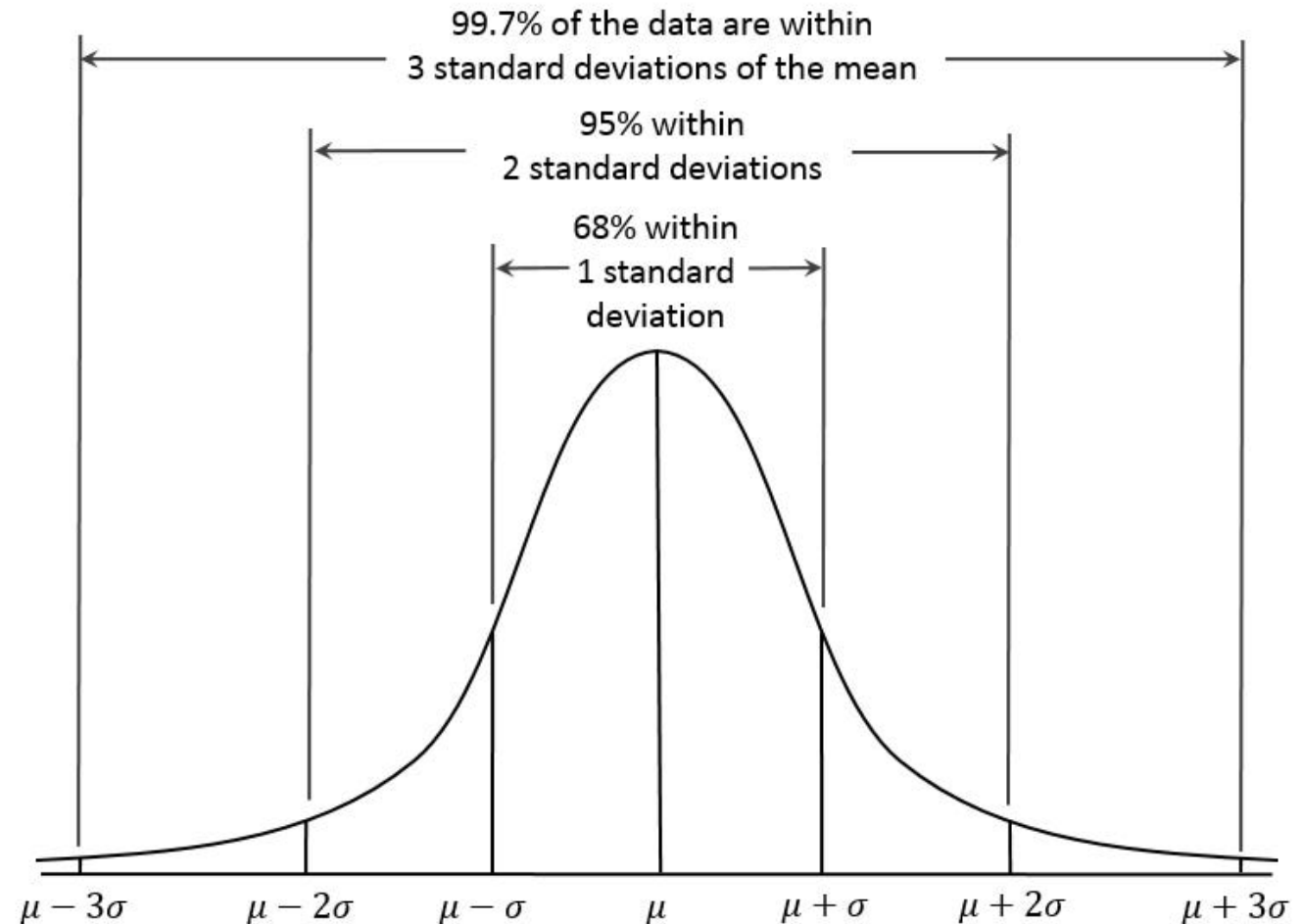
- Purpose: support you in filling out Part 1 of the Rank & Review Renewal Tool.
- Agenda:
  1. Review Scoring Methodology.
  2. Review Data Attachments and how to apply the information when filling out the Part 1 tool.
  3. Discuss next steps and deadlines.

# NOTES ON THE 2025 RANK & REVIEW DATA ATTACHMENTS

- All data based on Federal Fiscal Year 2024 APR reports (10/1/2023 – 9/30/2024), which will be provided to applicants in addition to this PowerPoint.
  - This data was submitted to HUD for the annual Longitudinal Systems Analysis and cannot be changed.

# SCORING METHODOLOGY

- Scoring ranges were determined using a basic bell-curve methodology.
- If the project scored below  $\mu - \sigma$  it fell into the 1<sup>st</sup> bucket. If the project scored above the  $\mu - \sigma$  and below the  $\mu$ , it fell in 2<sup>nd</sup> bucket. If the project scored above the  $\mu$  and below  $\mu + \sigma$  it fell in 3<sup>rd</sup> bucket. Any projects scoring over  $\mu + \sigma$  will fall into the last bucket.

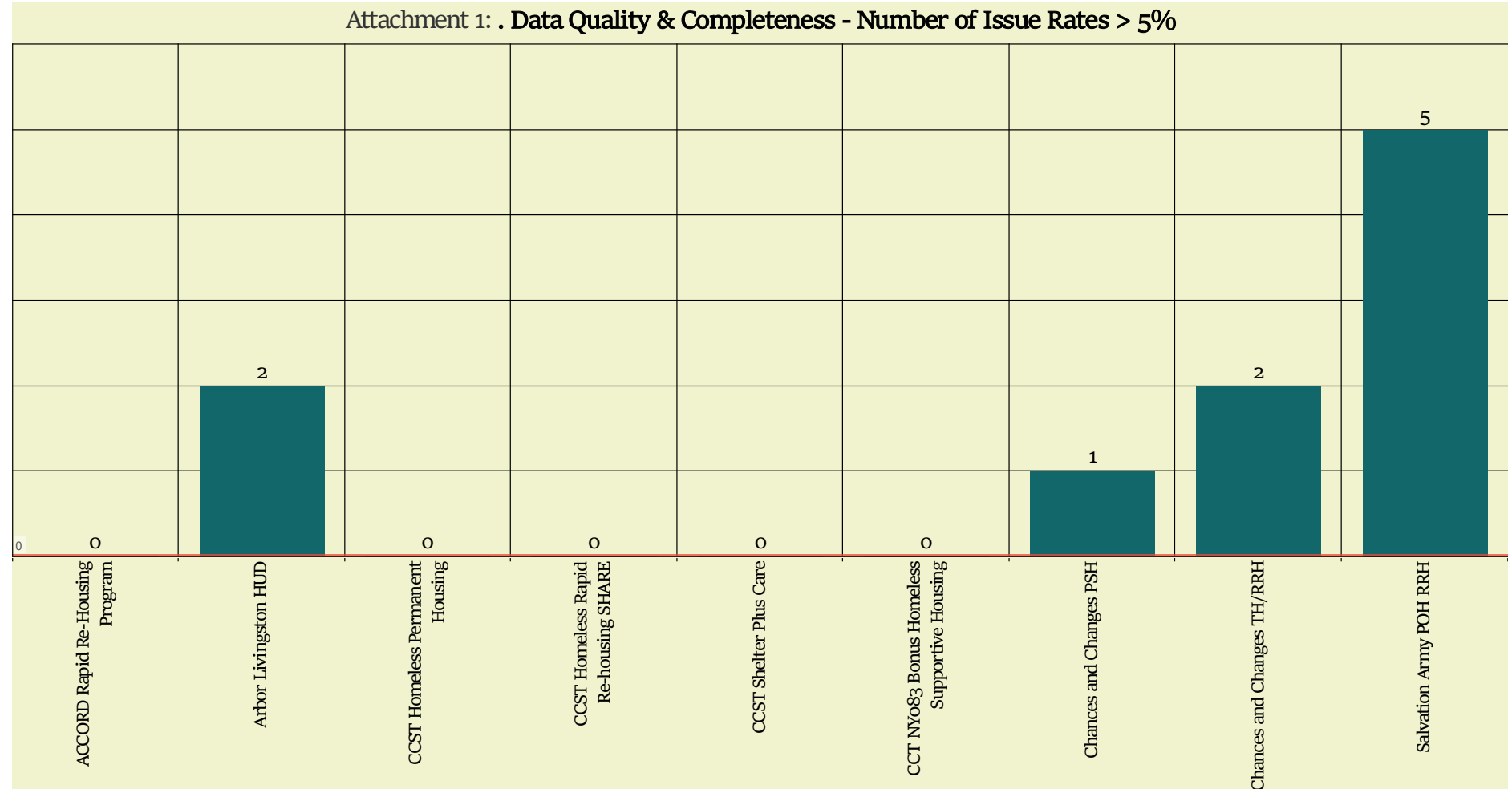


# Scoring Rubric

0 = 5 pts  
 ≥ 1 = 0 pts

## 4. DATA QUALITY & COMPLETENESS - NUMBER OF ISSUE RATES > 5% ATTACHMENT #1

Source: FFY24 APR Q6

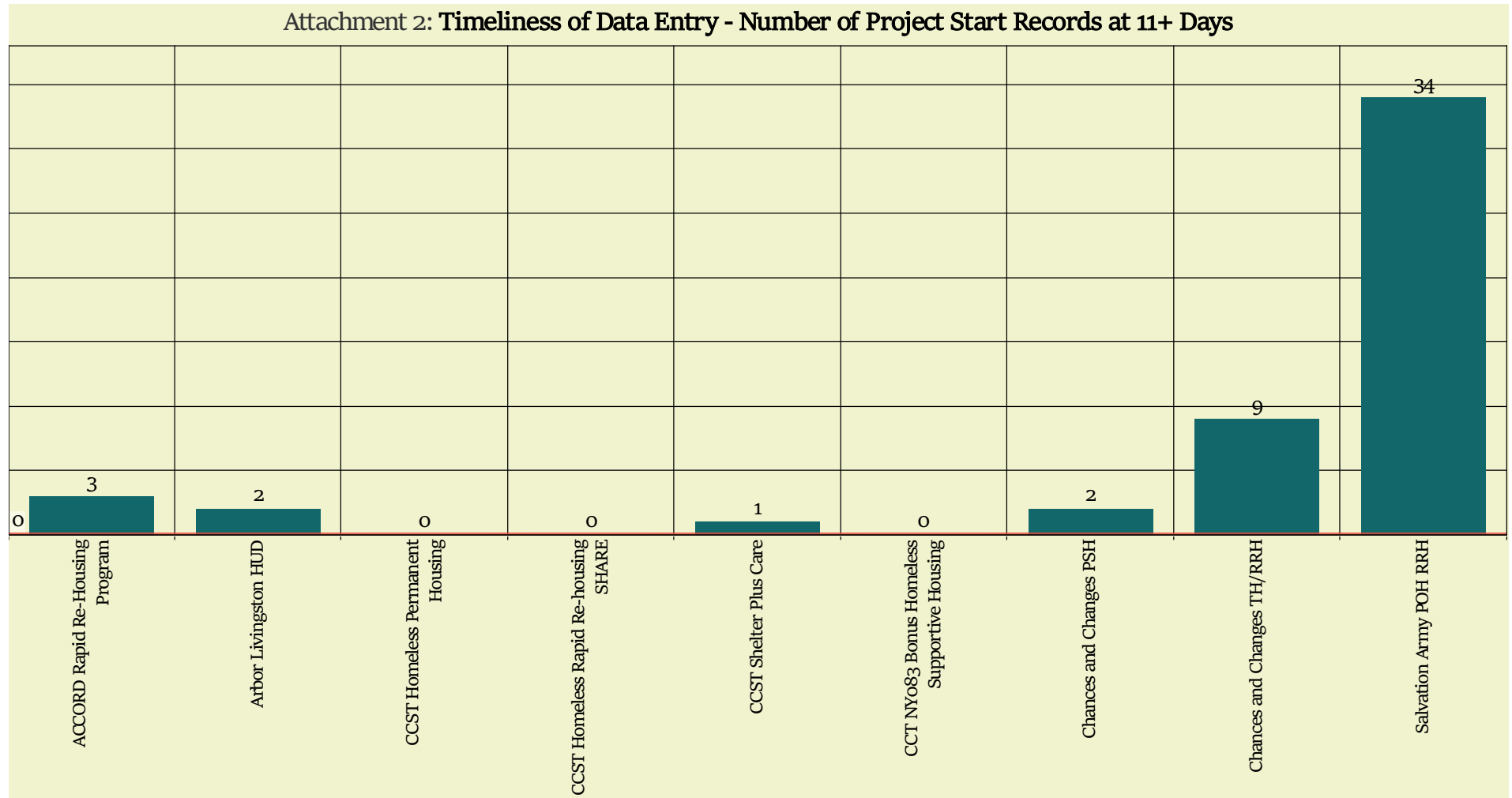


# Scoring Rubric

0 = 3 pts  
 ≥ 1 = 0 pts

## 5. TIMELINESS OF DATA ENTRY: DO YOU HAVE ANY NUMBER OF PROJECT START RECORDS AT 11+ DAYS? ATTACHMENT #2

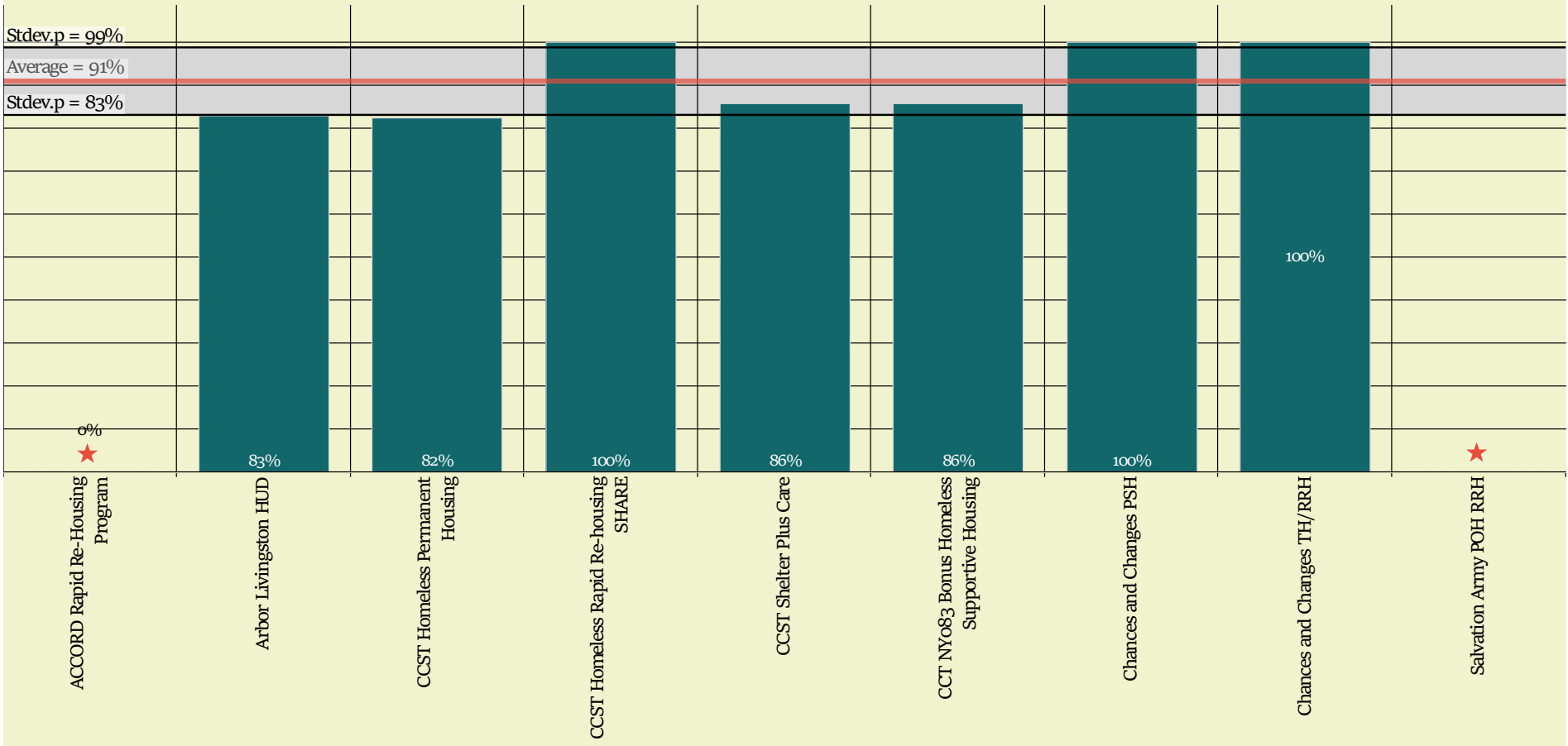
Source: client-level detail in FFY24 APR to determine: of clients entered into the project between 10/1/2023-9/30/2024, how many were admitted into the database more than 10 days after entering the project?



★ *Not Applicable to the question and calculation*

# 10. HEALTH INSURANCE ATTACHMENT #3

Attachment 3: % of Stayers with Health Insurance at Annual Assessment  
Standard Deviation = 7.94%



## Scoring Rubric

- 92%+ = 5 pts
- 83-91% = 2.5 pts
- 0-82% = 0 pts

*Based on the average percentage of 80; Standard Deviation of 31%*

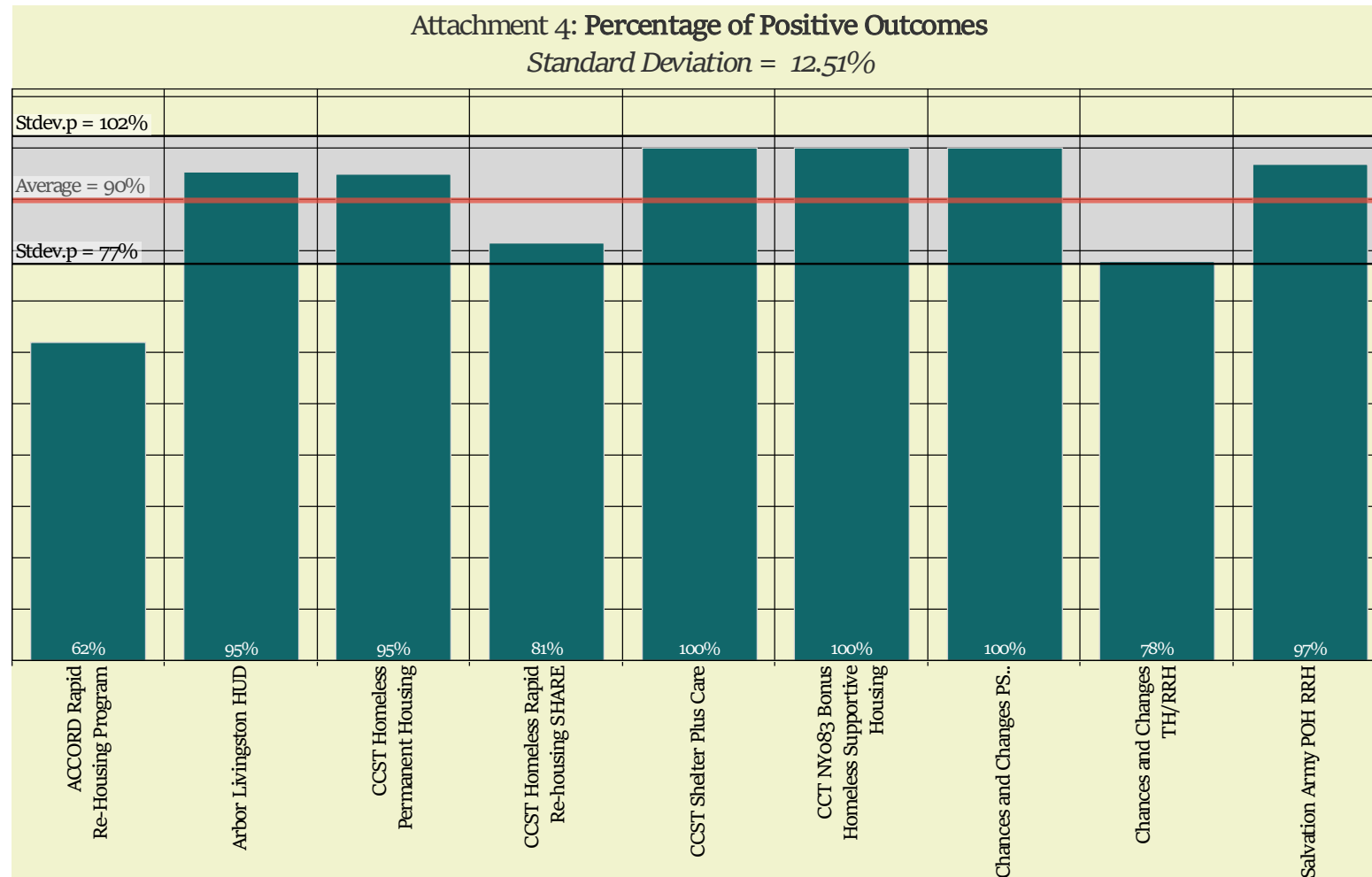
Source: FFY24 APR Q5: Number of Heads of Household and Adult Stayers in the project more than 365 days.

# 12. POSITIVE OUTCOMES ATTACHMENT #4

## Scoring Rubric

Source: FFY24 APR, adding the number of clients who exited to a Positive Destination (APR Q23, PS Subtotal) and the number of stayers (APR Q5) together and dividing by the total number of persons served (APR Q5)- Persons deceased(APR Q23).

91% + = 20 pts  
77-90%= 10 pts  
0-76%= 0 pts



# 13. EXITS TO HOMELESSNESS ATTACHMENT #5

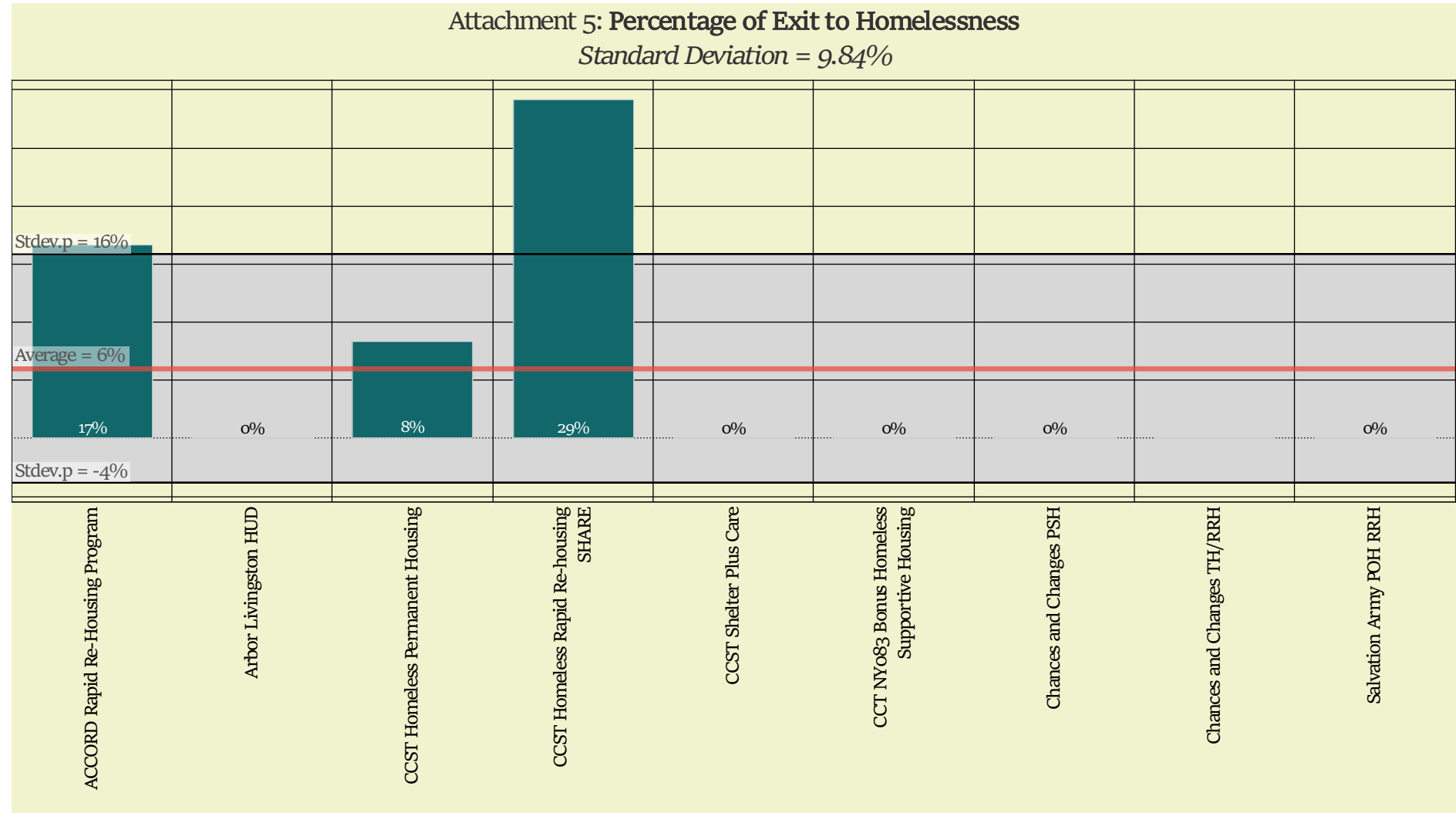
Source: FFY24 APR, dividing the number of clients who exited to a place not meant for human habitation or to shelter (APR Q23. HS Subtotal) by the total number of leavers (APR Q5.).

## Scoring Rubric

0-5%= 20 pts

6-16%= 10 pts

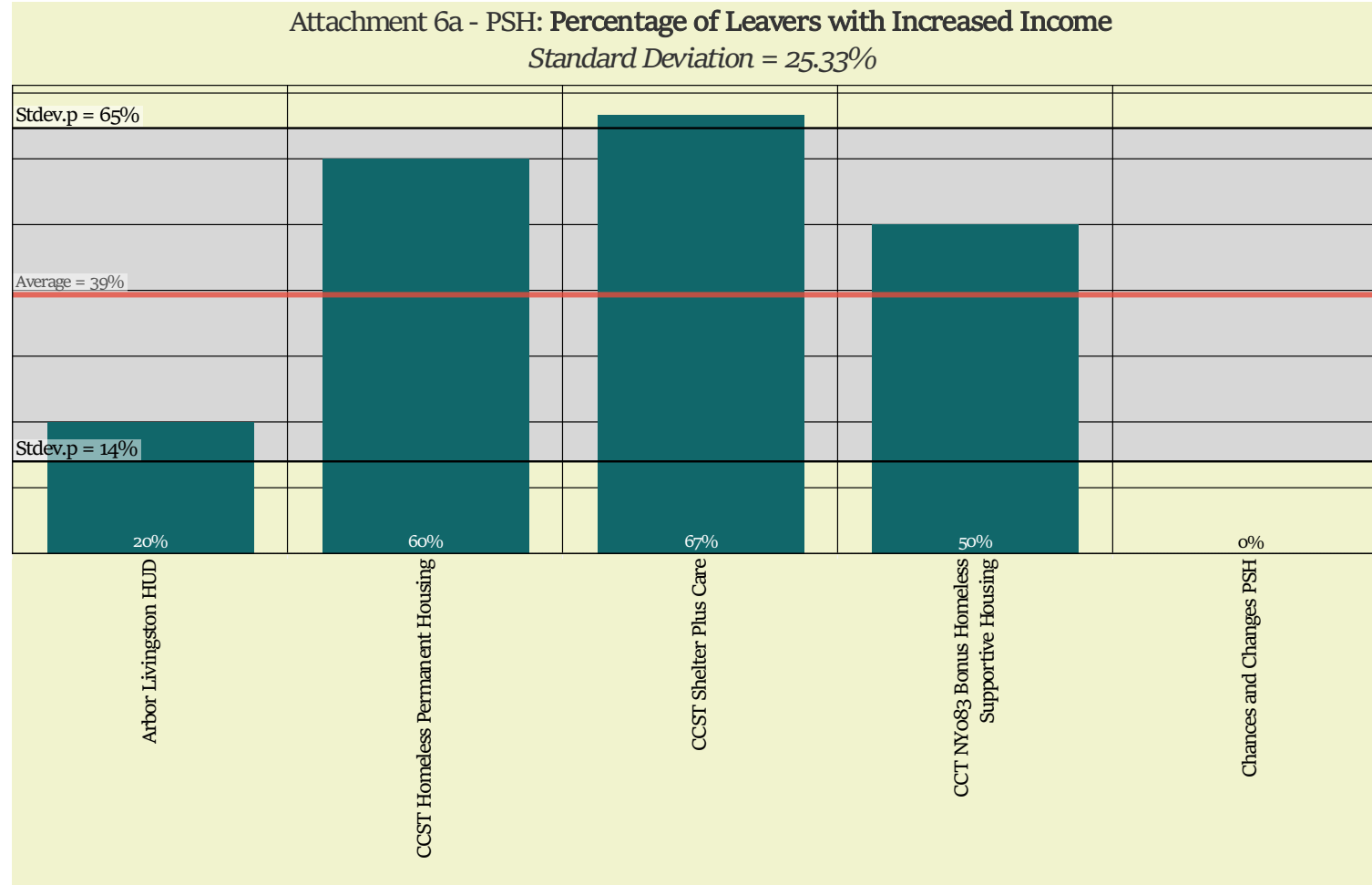
17%+= 0 pts



# 14A. INCREASES IN CLIENT INCOME AT EXIT-PSH ATTACHMENT #6A

## Scoring Rubric

- 40%+= 10 pts
- 14-39%= 5 pts
- 0-13%= 0 pts



Source: FFY24 APR, calculate your score by going to APR Q53a6, Row 9, Column 54

# 14A. INCREASES IN CLIENT INCOME AT EXIT-TH/RRH ATTACHMENT #6A

## Scoring Rubric

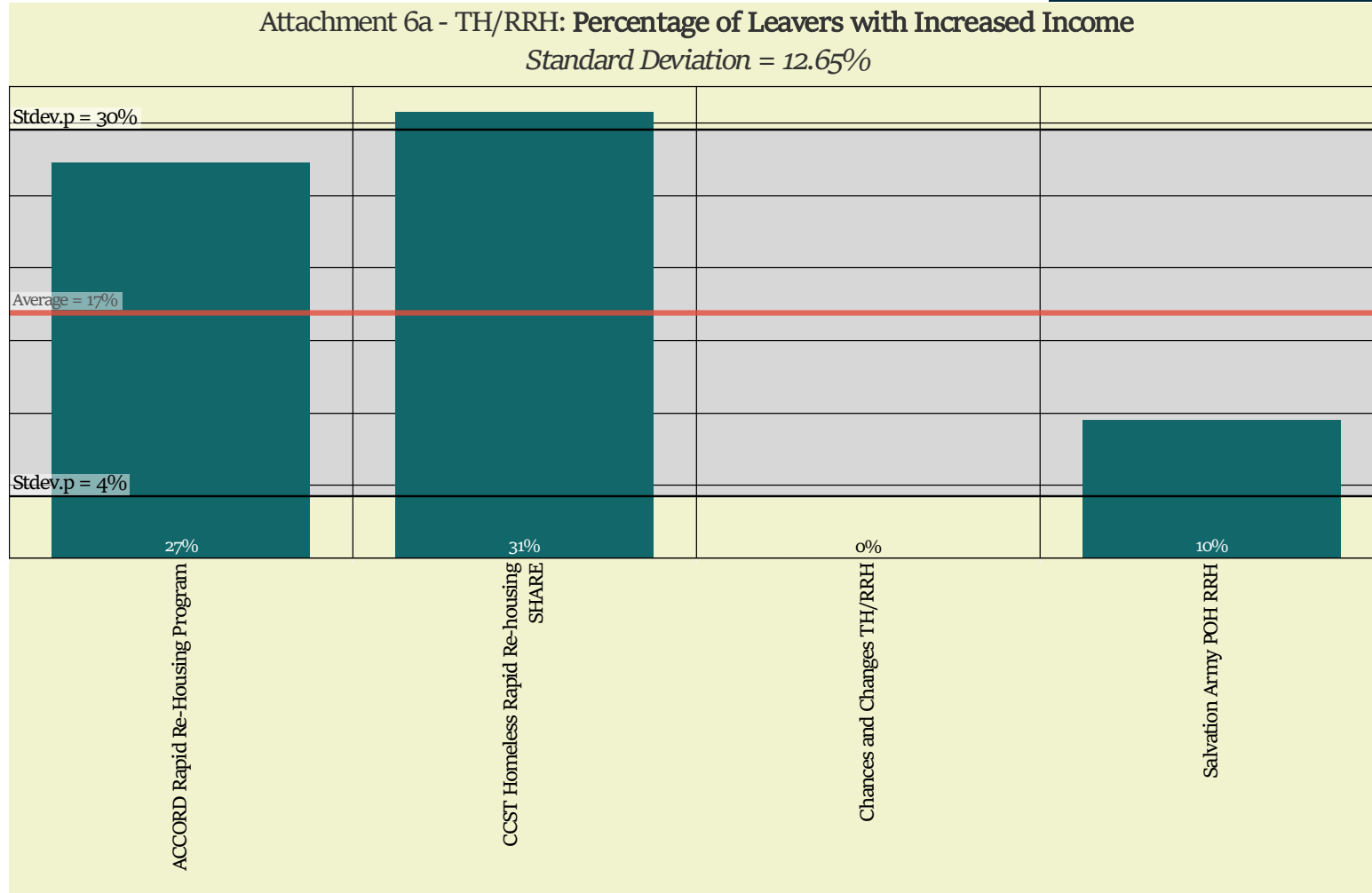
★ *Not Applicable to the question and calculation*

18%+ 10 pts

4-17%= 5 pts

0-3%= 0 pts

Source: FFY24 APR, calculate your score by going to APR Q53a6, Row 9, Column 54.



# 14B. INCREASES IN CLIENT INCOME AT ANNUAL ASSESSMENT-PSH ATTACHMENT #6B

## Scoring Rubric

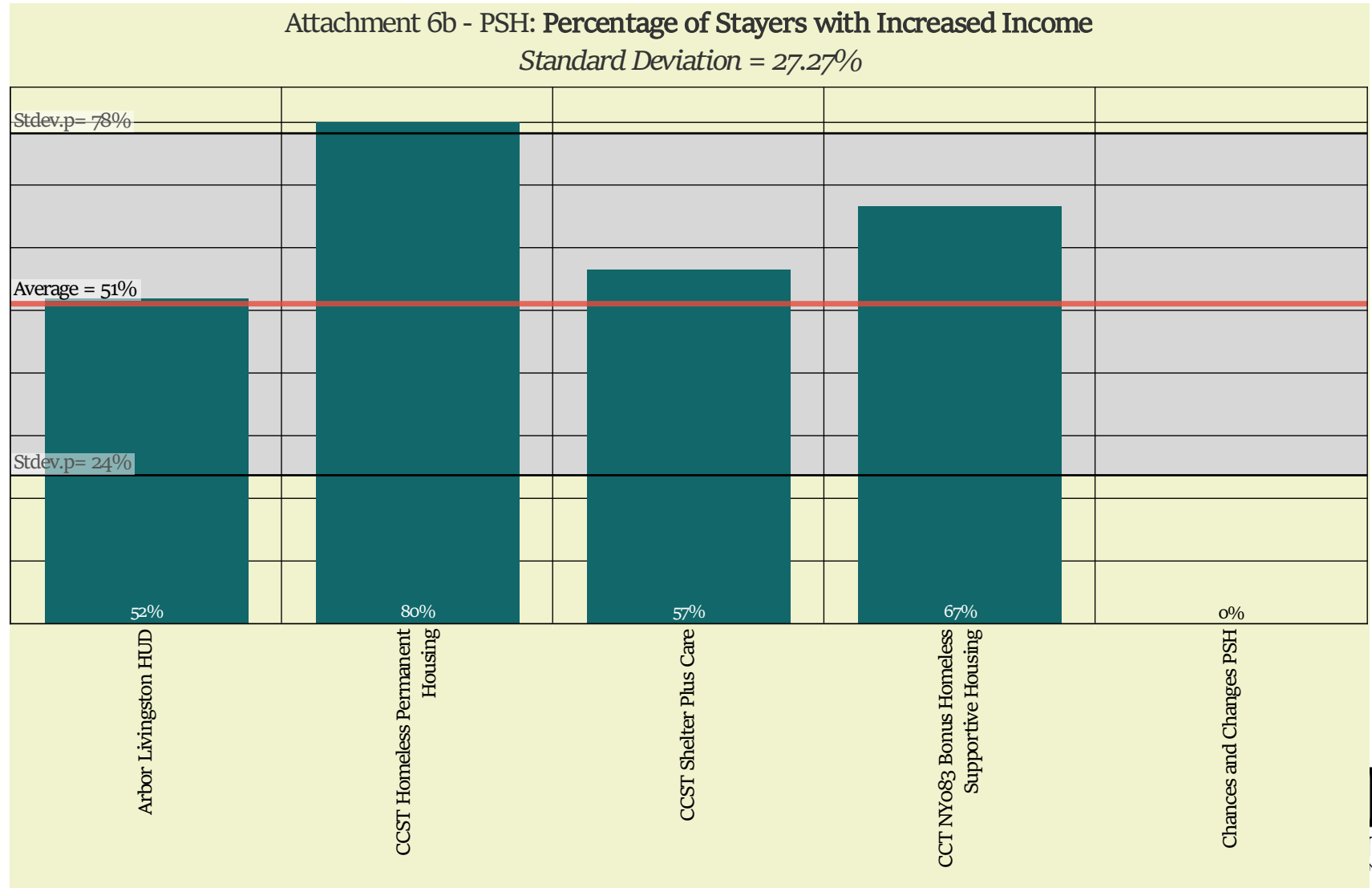
79%+ = 10 pts

52-78% = 5pts

24-51% = 2.5 pts

0-23% = 0 pts

Source: FFY24 APR Q5- Number of Heads of Households and Adult Stayers in the project more than 365 days.



# 14B. INCREASES IN CLIENT INCOME AT ANNUAL ASSESSMENT-RRH & TH ATTACHMENT #6B

★ Not Applicable to the question and calculation

## Scoring Rubric

25-100%= 10 pts

0-24%= 0 pts

Source: FFY24 APR Q5-  
Number of Heads of  
Households and Adult Stayers  
in the project more than 365  
days.

Attachment 6b - Th/RRH: Percentage of Stayers with Increased Income				
Standard Deviation = 25.00%				
Stdev.p= 50%				
Average = 25%				
Stdev.p= 0%	0%	50%	0%	0%
★	★			★
ACCORD Rapid Re-Housing Program	CCST Homeless Rapid Re-housing SHARE	Chances and Changes TH/RRH	Salvation Army POH RRH	

# 15. PERCENTAGE OF CLIENTS WITH 2+ CONDITIONS AT PROGRAM ENTRY ATTACHMENT #7

★ Not Applicable to the question and calculation

## Scoring Rubric

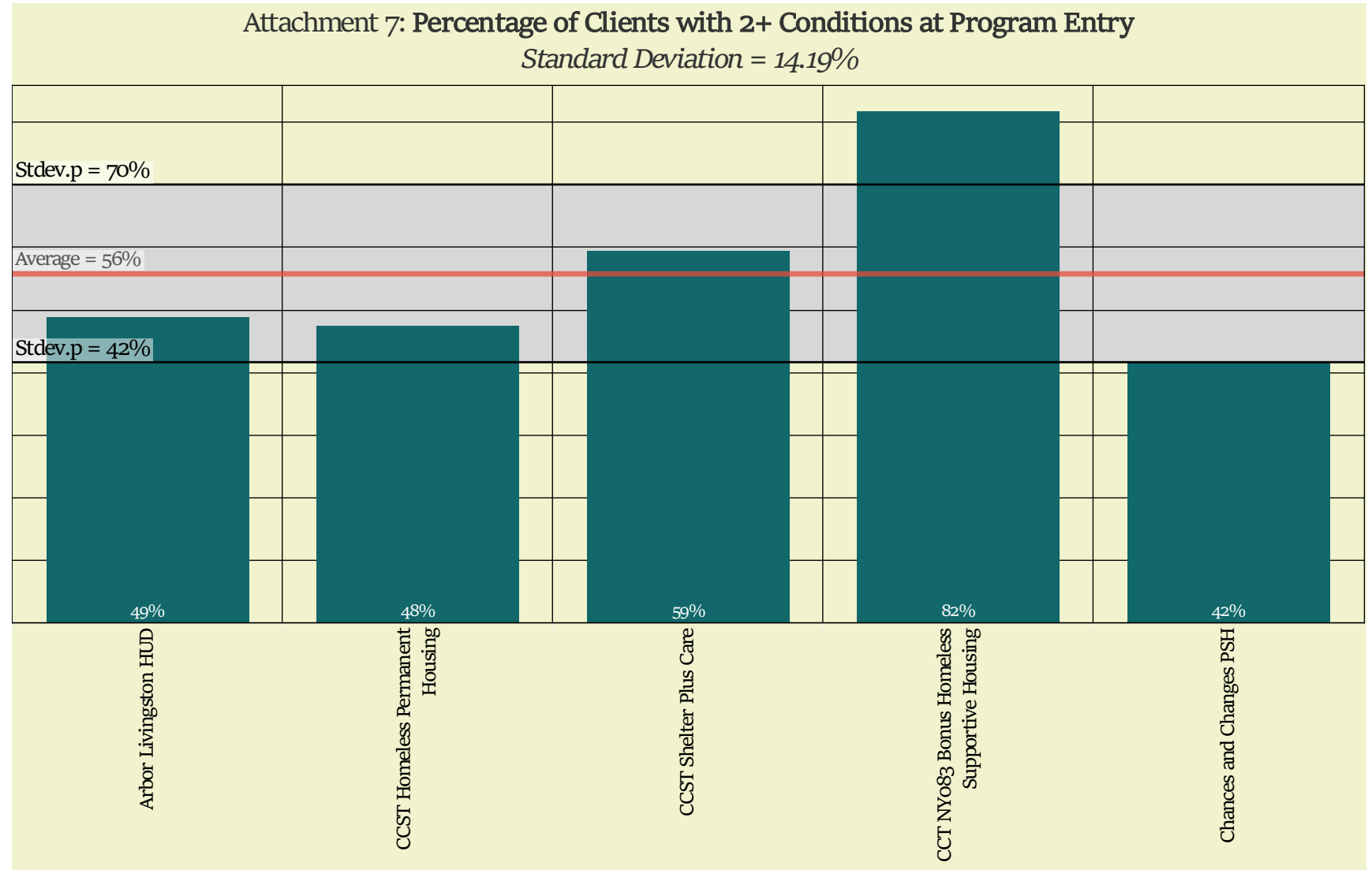
71%+ = 5 pts

57-70% = 3 pts

42-56% = 2 pts

0-41% = 0 pts

Source: FFY24 APR, add APR Q13a2.  
Column 1 Row 3 and APR Q13a2.  
Column 1 Row 4 together. Divide by  
APR Q5 (Total Number of Persons  
Served).



# 16. PERCENTAGE OF CLIENTS WHO ENTERED WITH ZERO INCOME ATTACHMENT #8

## Scoring Rubric

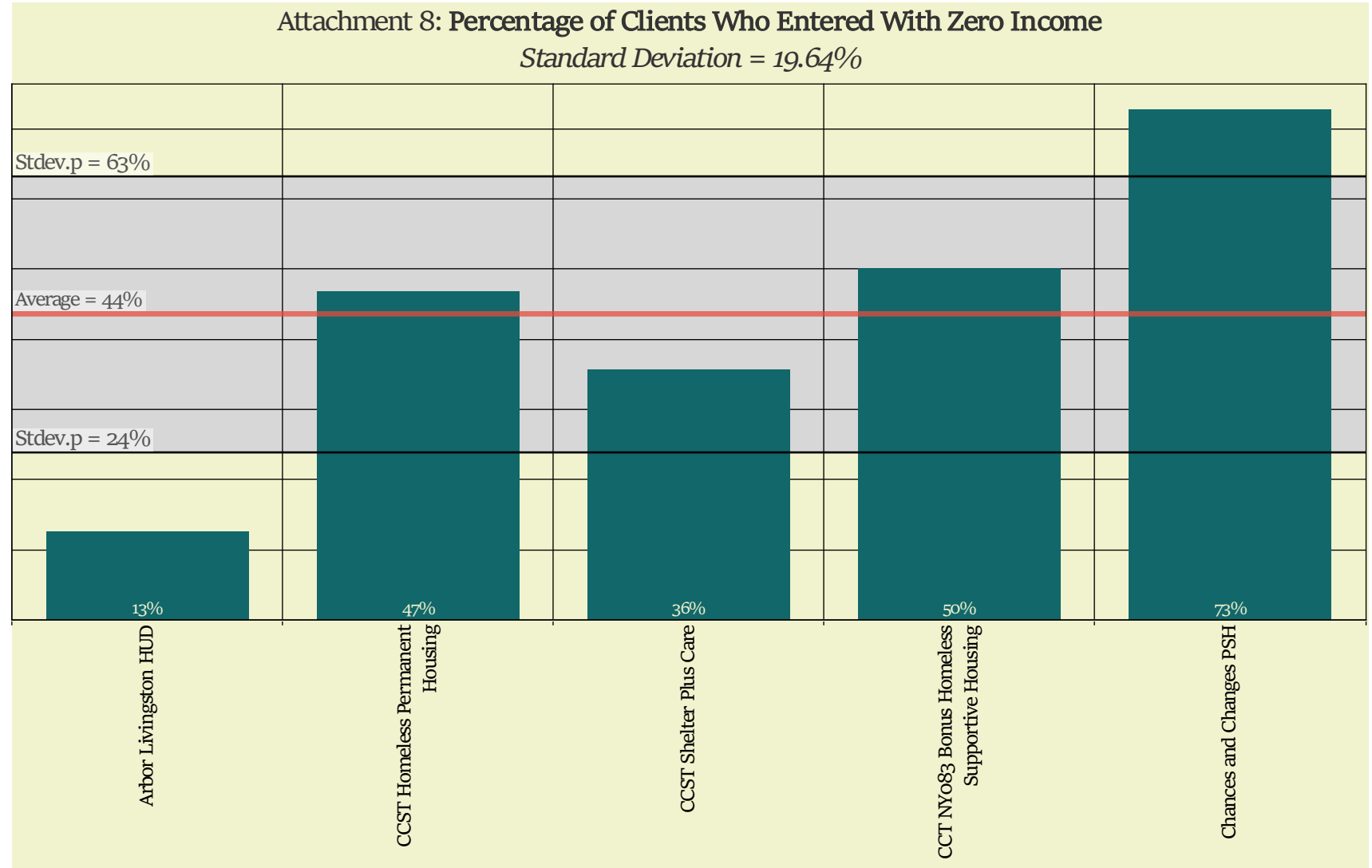
64%+ = 5 pts

45-63% = 3 pts

24-44% = 2 pts

0-23% = 0 pts

Source: FFY24 APR, Q18. Divide by APR Q5 (Total Number of Persons Served).



# APPLICATION INFORMATION

- Errors in data should be reported to [agraves@caresny.org](mailto:agraves@caresny.org) by **August 14<sup>th</sup>**. Note that data from APRs cannot be updated, but errors in calculations or in data submitted by those not entering into the HMIS will be assessed and corrected if possible.
- Part 1 and 2 applications are due by **August 20<sup>th</sup>**. Late submissions will lose points, per the CoC's Written Process.
- For questions regarding this process, please contact Aubrie Graves at [agraves@caresny.org](mailto:agraves@caresny.org)