



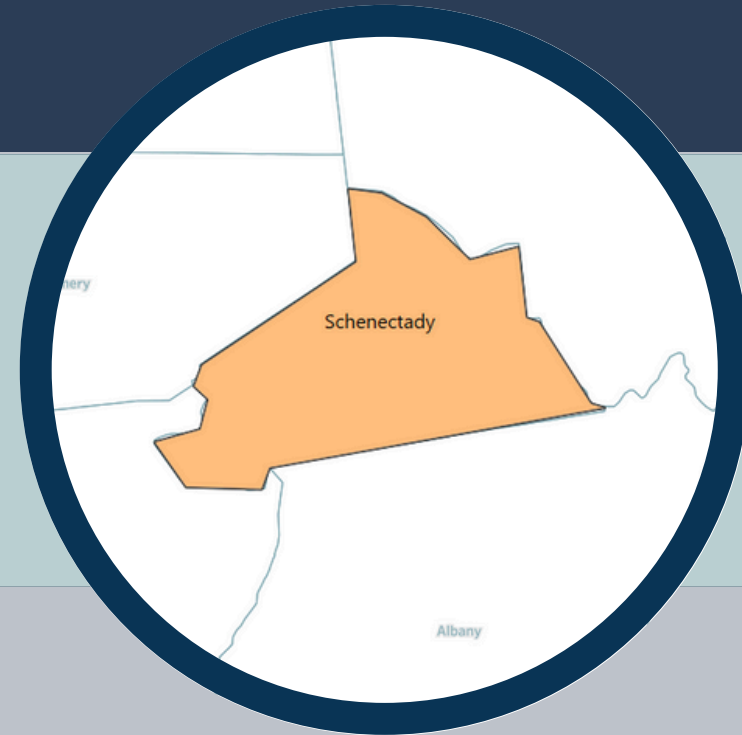
# State of Homelessness

## Schenectady County CoC

## Point-In-Time (PIT)

a count of persons experiencing homelessness on a single night

January 23, 2025



Total population of those experiencing homelessness

430 persons

Total of those applying for current CoC-funded programs

145 persons

Total of those in CoC Program

456 persons

- 19 persons on the Street
- 411 persons in Shelter, Safe Haven or Transitional

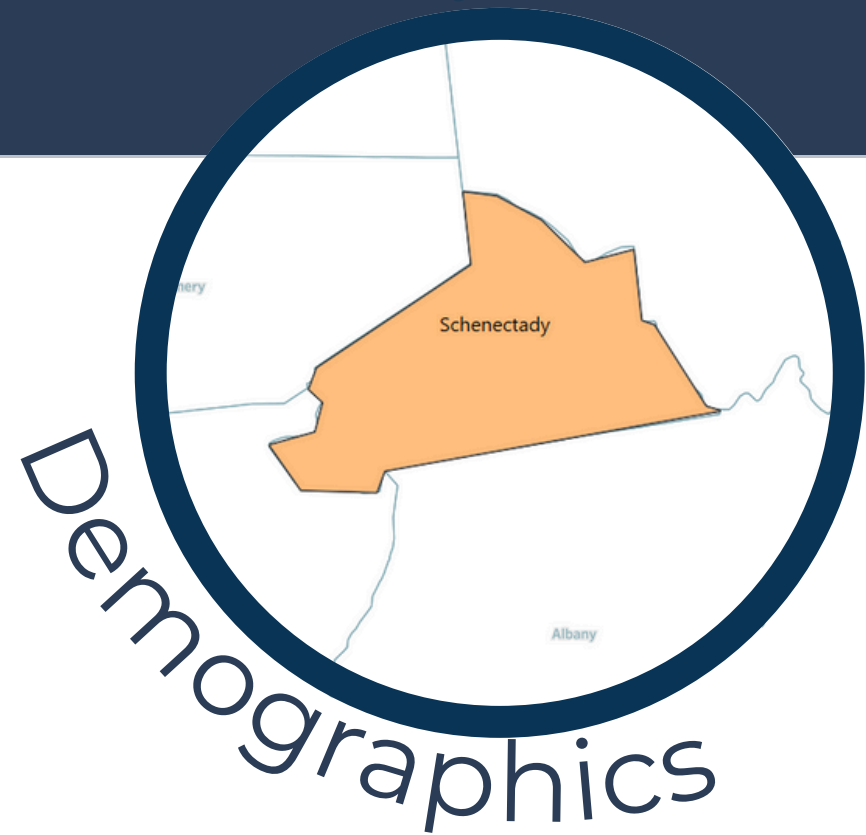
# Point-In-Time (PIT)

a count of persons experiencing homelessness on a single night

January 23, 2025

# 411 sheltered homeless

on this night



refers to those staying in a contracted shelter or hotel/motel

219

Singles

192

Families

65 days

Average Length of time in emergency shelter placement

34%

Are living with an Substance Use Disorder, Serious Mental Illness, Or Chronic Health Condition

# Waitlist for CoC-Funded Housing Resources


January 23, 2025

using the same day as the PIT for these data sets




145  
persons

Total number of people on the waitlist for CoC-funded programs




Families:

- 43



Single individuals:

- 86



Unaccompanied youth:

- 16

# CoC Programs WORK



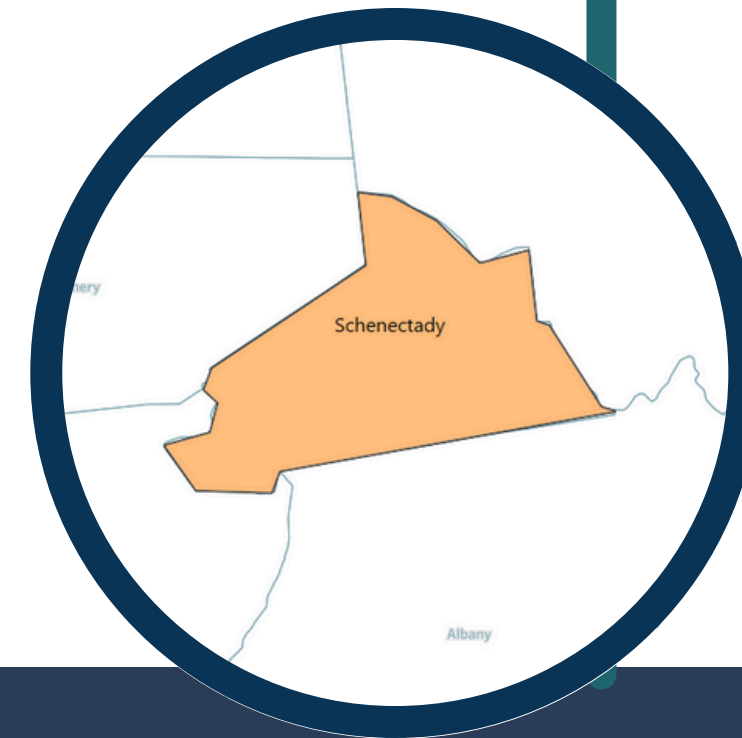
**456**  
**persons** Total of those in  
CoC Program

↪ # of persons in PSH Projects: **341**  
# of persons in RRH Projects: **115**

## Permanent Supportive Housing Outcomes

↪ **94%**

of those entering CoC funded projects either remained in Permanent Supportive Housing projects or moved on to live independently.



# State of Homelessness

## Capital Region Wide



# Capital Region Total numbers on January 23, 2025

There were 1,647 people experiencing homelessness.  
(sheltered and unsheltered)

There were 1,422 people in CoC-funded housing.

The Average length of time households remained in  
emergency housing is 101 days regionally.

# Proposed Changes



## Cutting

Homelessness Assistance Grants (HAG) by **\$532 million**

➤ decreasing the programs by about 15%



Rental Assistance **Limited** to 24 months

➤ originally **permanently** affordable



**Consolidation** of CoC and HOPWA into ESG

*(ESG is an entitlement program operated by cities and states)*

# Regional Impact



Landlords  
would lose  
\$2,223,039  
over a 90 day  
period



118 staff  
members  
supported by  
CoC funding  
may lose their  
jobs



Increased costs  
to City and  
County Tax  
Payer