

A COMPREHENSIVE OVERVIEW OF COC DATA AS SUBMITTED TO HUD IN
THE 2022 LONGITUDINAL SYSTEM ANALYSIS (LSA) REPORT.

CARES



OF NY, INC

ENDING HOMELESSNESS

www.caresny.org

HMIS ANNUAL REPORT

NEW YORK BALANCE OF STATE COC

10/1/2021-9/30/2022

READING THIS REPORT:



- The LSA includes the following HMIS Project Types:
 - EST- Emergency Shelter and Transitional Housing
 - Emergency Shelter (ES) includes any facility with overnight sleeping accommodations, the primary purpose of which is to provide temporary shelter for the homeless in general or for specific populations of the homeless.
 - Transitional Housing (TH) provides temporary housing with supportive services to individuals and families experiencing homelessness with the goal of interim stability and support to successfully move to and maintain permanent housing.
 - RRH- Rapid Re-Housing
 - Rapid Re-Housing (RRH) is permanent housing that provides short-term (up to three months) and medium-term (4-24 months) tenant-based rental assistance and supportive services to households experiencing homelessness.
 - PSH- Permanent Supportive Housing
 - Permanent Supportive Housing (PSH) is permanent housing in which housing assistance (e.g., long-term leasing or rental assistance) and supportive services are provided to assist households with at least one member (adult or child) with a disability in achieving housing stability
 - SH- Safe Haven
 - Safe Haven (SH), as defined in the Supportive Housing Program, is a form of supportive housing that serves hard-to-reach homeless persons with severe mental illness who come primarily from the streets and have been unable or unwilling to participate in housing or supportive services.
- New categorization of Household Types have been included in the LSA:
 - AO- Adult Only (Includes any household where all members are age 18 or older)
 - AC- Adult and Child (Includes any household of at least one person ages 18 or older, and at least one person under 18)
 - CO- Child Only (Includes any household where all members are age 17 or younger)
- Additional Terms:
 - HH- Household
 - HoH- Head of Household
 - CRP- Current Report Period

TABLE OF CONTENTS

■ Section 1: General Overview.....	5	■ Section 4: Adult Only Households.....	26
■ 1A. NY-525 System Performance Overview.....	6	■ 4A. Gender Breakdown.....	27
■ 1B. Households and Persons Served.....	7	■ 4B. Age Breakdown.....	28
■ 1C. Number of Households Across All Projects.....	8	■ 4C. Race and Ethnicity Breakdown.....	29
■ 1D. Average Days Homeless.....	9	■ 4D. Veteran Status.....	30
■ 1E. Time Distribution of Days Homeless.....	10	■ 4E. Persons Experiencing Chronic Homelessness.....	31
■ Section 2: Exits and Returns.....	11	■ 4F. System Engagement.....	32
■ 2A. Exits to Permanent Destinations: All Households.....	12	■ 4G. Prior Living Situation.....	33
■ 2B. Exits by Destination Type.....	13	■ Section 5: Adult & Child Households.....	34
■ 2C. Exits to Permanent Destinations Trend.....	14	■ 5A. Gender Breakdown.....	35
■ 2D. Exits to Permanent Destinations vs. Returns of AO Households.....	15	■ 5B. Age Breakdown.....	36
■ 2E. Time Distribution of Returns.....	16	■ 5C. Race and Ethnicity Breakdown.....	37
■ 2F. Return Trends.....	17	■ 5D. Veteran Status.....	38
■ Section 3: All Households.....	18	■ 5E. Persons Experiencing Chronic Homelessness.....	39
■ 3A. Gender Breakdown.....	19	■ 5F. System Engagement.....	40
■ 3B. Age Breakdown.....	20	■ 5G. Prior Living Situation.....	41
■ 3C. Race and Ethnicity Breakdown.....	21	■ Section 6: Child Only Households.....	42
■ 3D. Veteran Status.....	22	■ 6A. Gender Breakdown.....	43
■ 3E. Persons Experiencing Chronic Homelessness.....	23	■ 6B. Age Breakdown.....	44
■ 3F. System Engagement.....	24	■ 6C. Race and Ethnicity Breakdown.....	45
■ 3G. Prior Living Situation.....	25	■ 6D. Persons Experiencing Chronic Homelessness.....	46
		■ 6E. System Engagement.....	47
		■ 6F. Prior Living Situation.....	48



SECTION 1: GENERAL OVERVIEW

1A. NY-525 PERFORMANCE OVERVIEW



The NY-525 New York Balance of State CoC LSA is generated from the data entered in the CARES Collaborative HMIS (CCHMIS) by the Continuum's Contributing Homeless Organizations (CHO).

Because this CoC does not have 100% HMIS participation from Homeless Services Providers (other than providers that are **prohibited* from HMIS participation) this report is not 100% reflective of the community.

The data in this report was captured by Stella. Stella is an assessment and analysis tool that assists CoCs in understanding how their systems perform. It also provides visual aids that makes data digestible which assists in addressing homelessness within a geographic area.



1,958
HOUSEHOLDS
SERVED



2,738
PEOPLE SERVED



89
Average
Cumulative
Days
Homeless



41%
Exits to
Permanent
Destinations

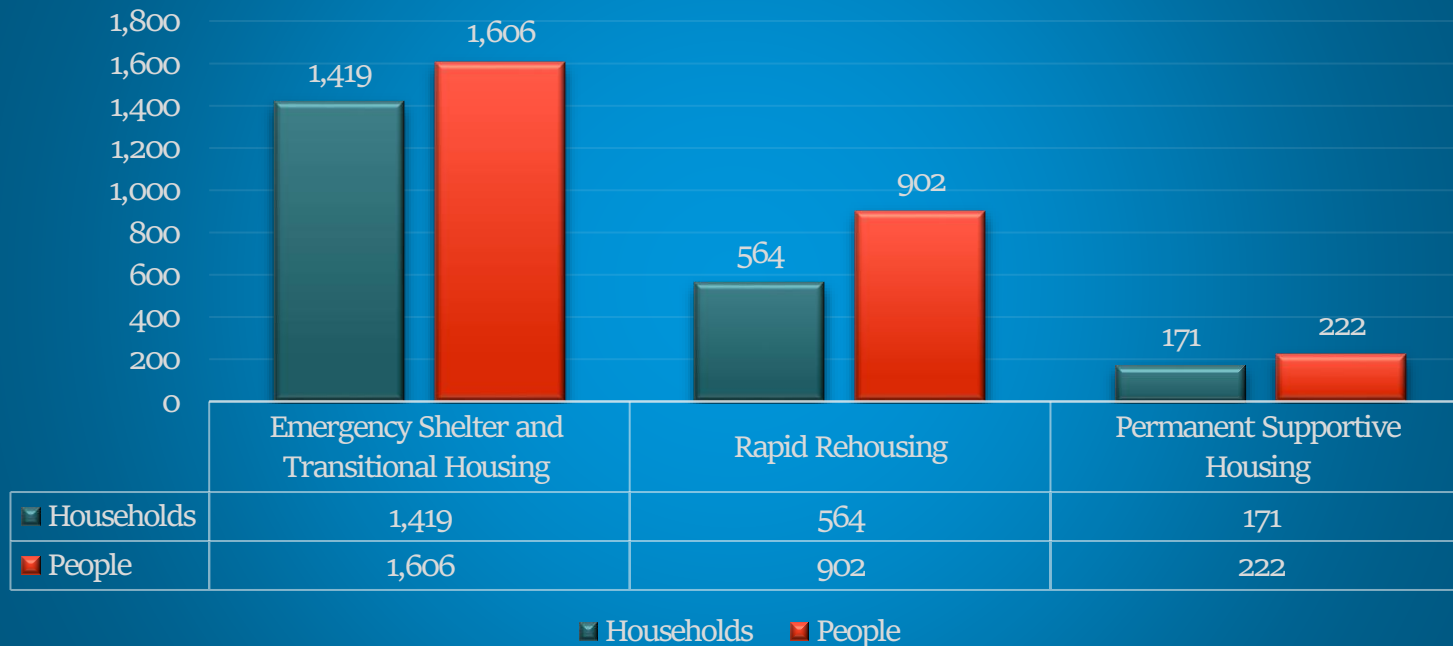


5%
Returns After Exit
To Permanent
Destinations

1B. HOUSEHOLDS AND PERSONS SERVED



Households And Persons Served



Total number of households and people served in the homeless system 10/01/2021 - 09/30/2022 for NY-525

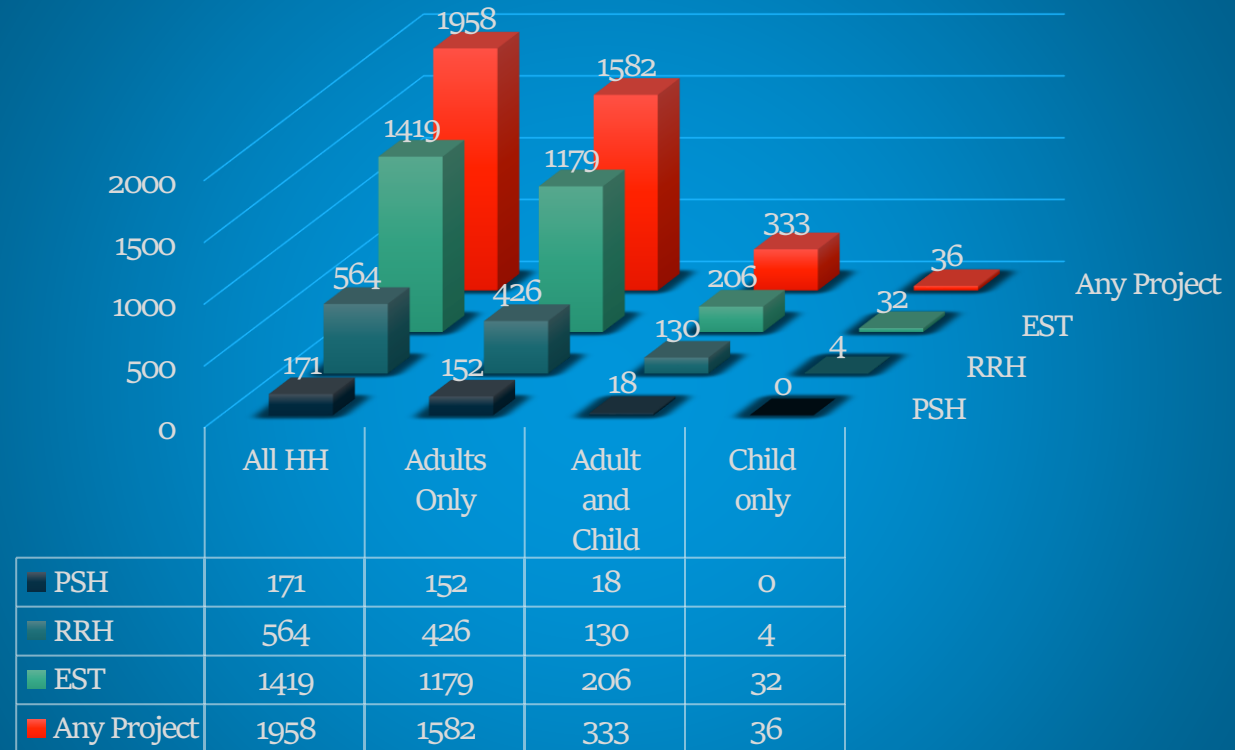
1C. NUMBER OF HOUSEHOLDS ACROSS ALL PROJECTS



This chart displays the number of households served across all project types.

More specifically, it details the number of heads of households in:

- All households
- Adults only
- Adult and child
- Child only households



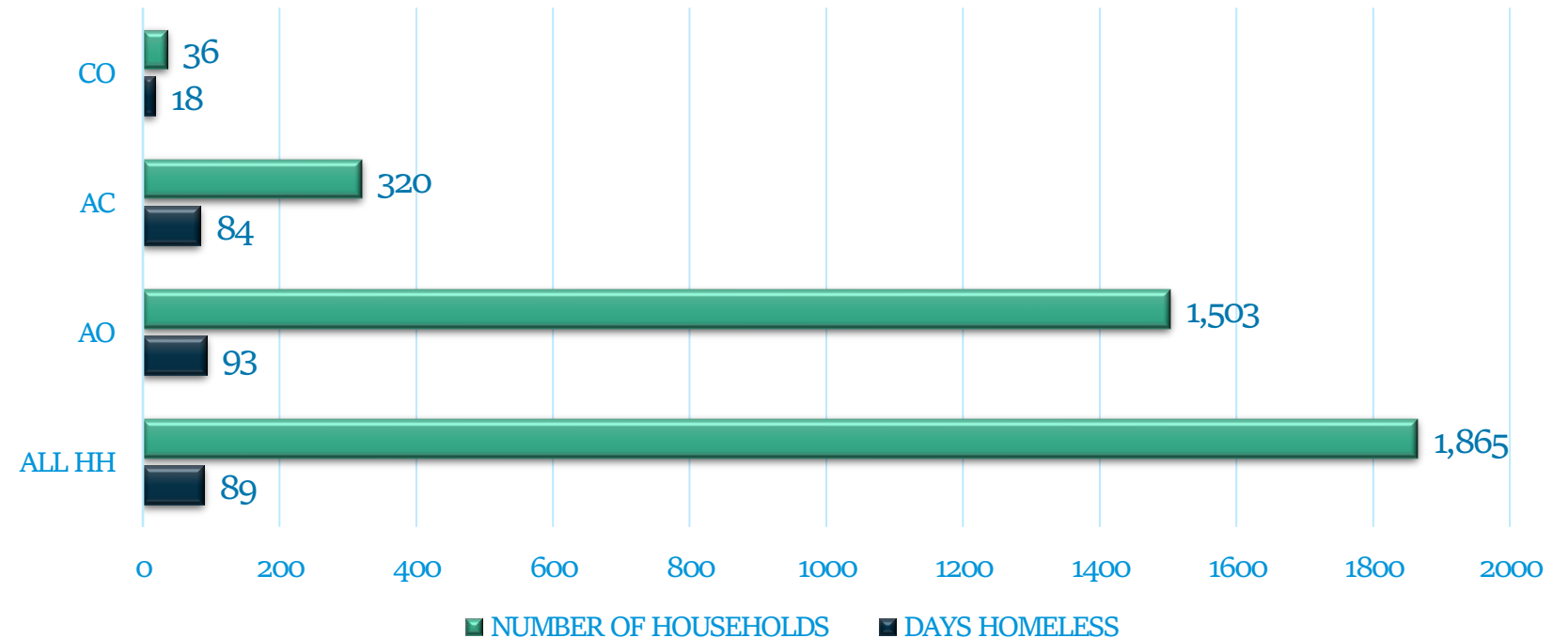
1D. AVERAGE DAYS HOMELESS



The average cumulative, unduplicated number of days that households were served in ES, SH, or TH projects; and days in RRH or PSH prior to move-in.

- Adult only households averaged 93 days homeless.
- Adult and Child households averaged 84 days homeless.
- Child only households averaged 18 days homeless.

Average Days Homeless



1E. TIME DISTRIBUTION OF DAYS HOMELESS



Average cumulative days homeless and distribution by defined time intervals for each household type.

Adult Only:


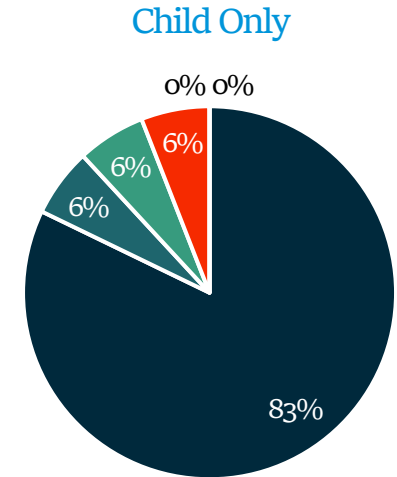
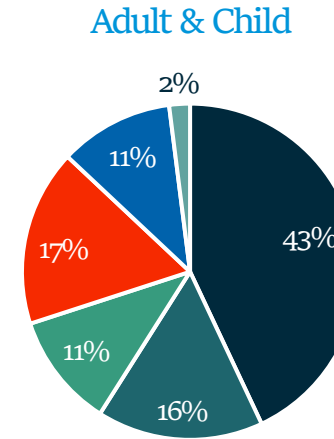
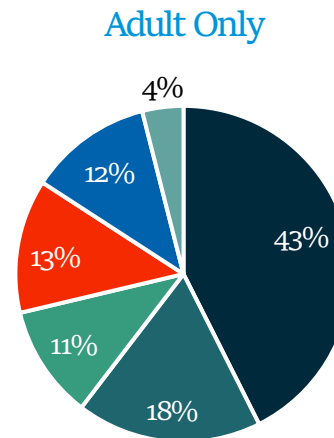
- 43% of adult only households averaged 0-30 days homeless.

Adult & Child:

- 43% of adults and child households averaged 0-30 days homeless.

Child Only:

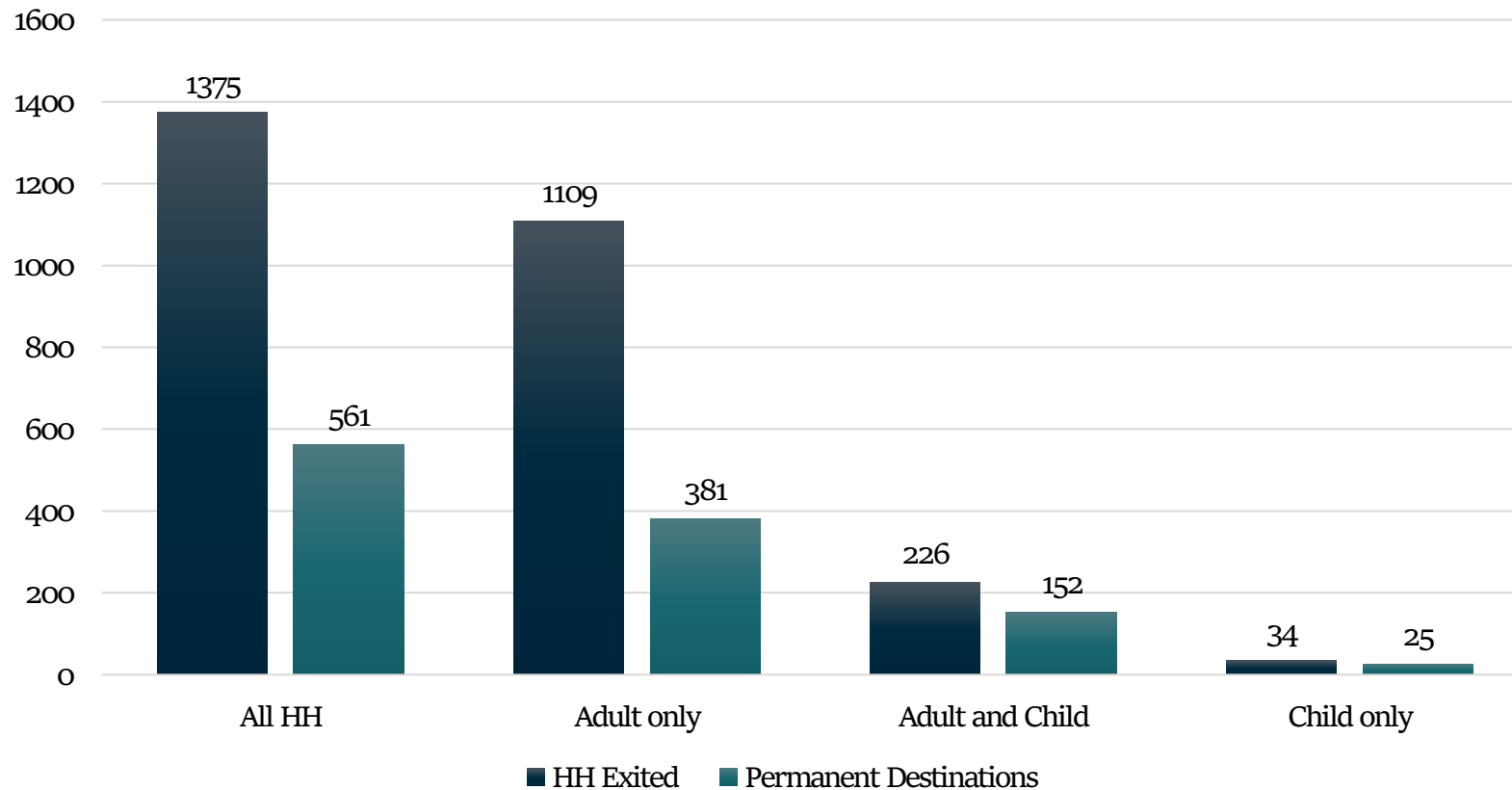
- 83% of child only households averaged 0-30 days homeless.





SECTION 2: EXITS AND RETURNS

2A. EXITS TO PERMANENT DESTINATIONS: ALL HOUSEHOLDS



In the 2021-2022 FY, there were a total of 1,375 households exited the homeless system.

Of the total households:

- 561 households exited to a permanent destination
- 1,109 households were adult only
- 226 households were adult & child
- 34 households were child only

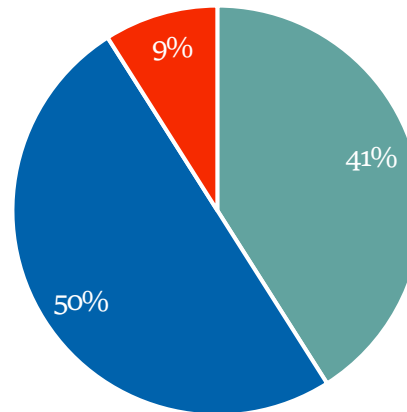
2B. EXITS BY DESTINATION TYPE



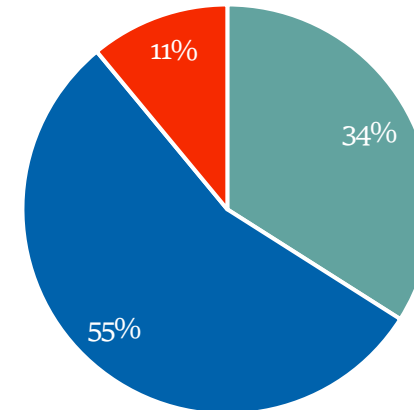
Of the 1,375 Households that exited the homeless system:

- 50% exited to temporary destinations
- 41% exited to permanent destinations
- 9% exited to unknown destinations

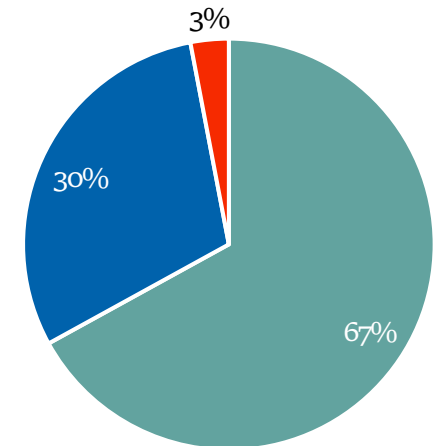
Overall Exits



AO



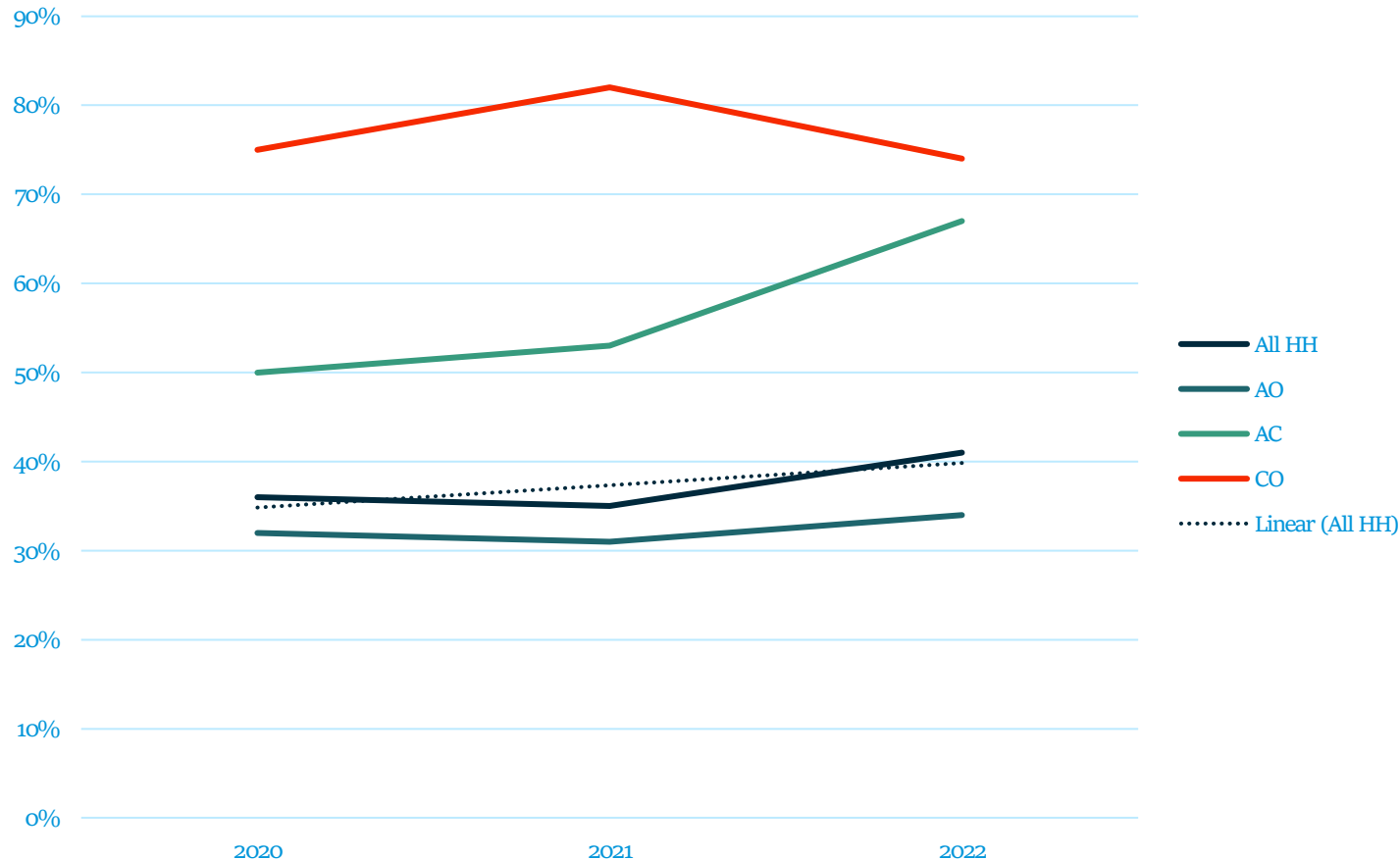
AC



- Permanent Destinations
- Temporary Destinations
- Unknown Destinations

HH TYPE	HH Exited	Permanent Destinations	Temporary Destinations	Unknown Destinations
All HH	1375	561	684	130
Adult only	1109	381	608	120
Adult and Child	226	152	68	6
Child only	34	25	8	1

2C. EXITS TO PERMANENT DESTINATIONS TREND



Key Takeaways:

- In 2020: of the 917 Households, 327 exited to permanent destinations
- In 2021: of the 911 Households, 318 exited to permanent destinations
- In 2022: of the 1375 Households, 561 exited to permanent destinations
- The overall trendline for all three (3) years concludes that just under 42% of all households exit to a permanent destination

2D. EXITS TO PERMANENT DESTINATIONS VS. RETURNS: ALL HOUSEHOLDS



Exits vs Returns:

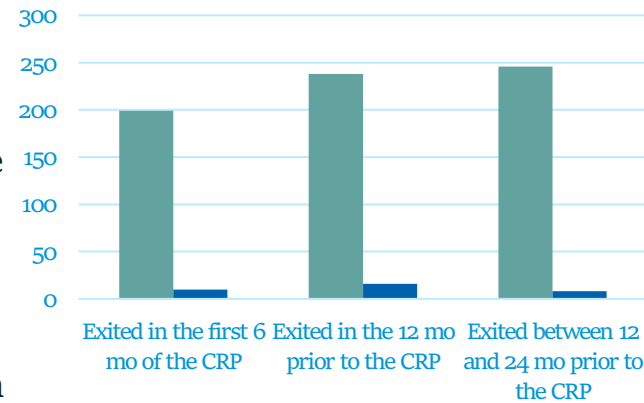
- Within the first 6 months of the Current Report Period (CRP), there was a 5% return rate.
- Within the 12 months period prior to the CRP, there was a 7% return rate.
- Between 12 months and 24 months prior to CRP, there was a 4% return rate.

Despite the length of time, there is less than 10% return rates across all project types within the NY-525.

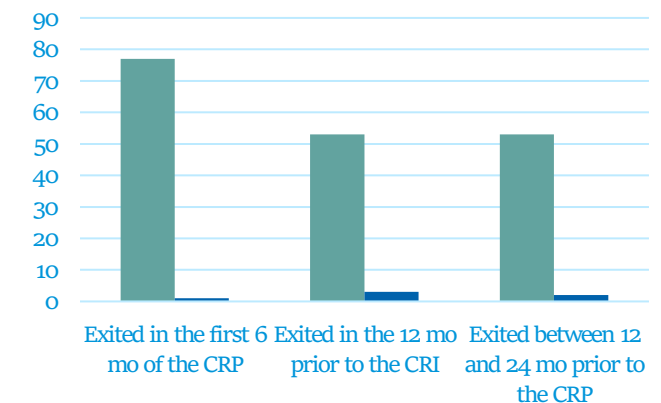
There were:

- 297 HH served within the first 6mos
- 318 HH served within the 12mos prior to CRP
- 327 HH served between 12mos and 24mos prior to CRP

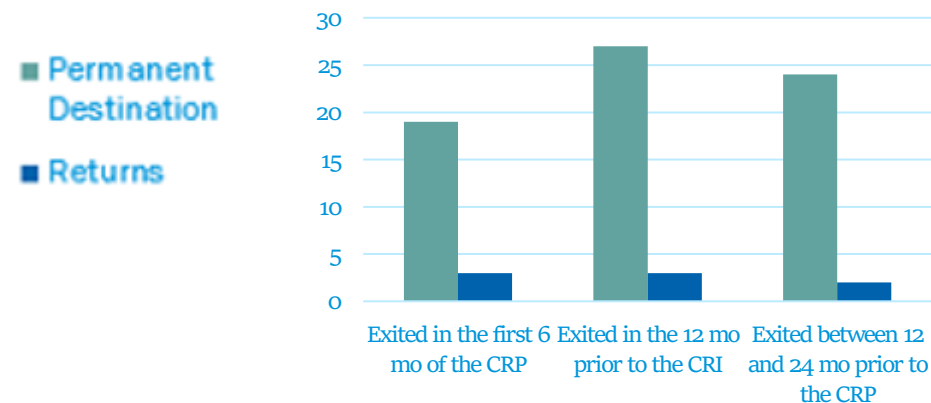
Returns of AO Households



Returns of AC Households



Returns of CO Households

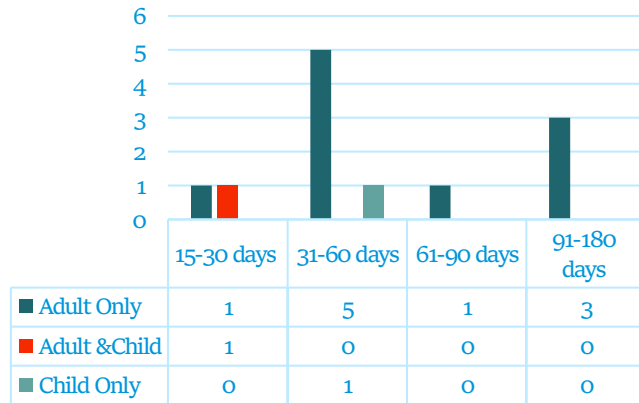


2E. TIME DISTRIBUTION OF RETURNS

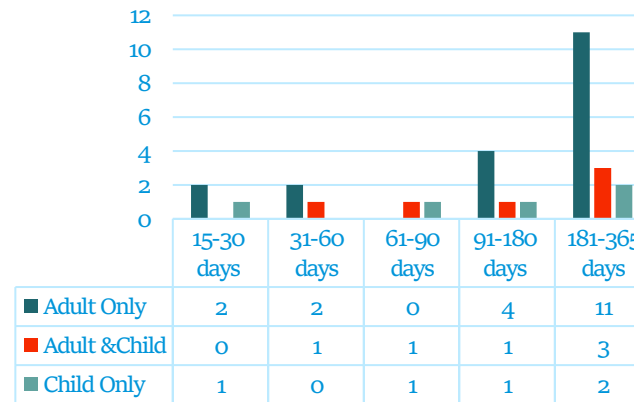


Number of households that returned to the homeless system after exiting to a permanent destination.

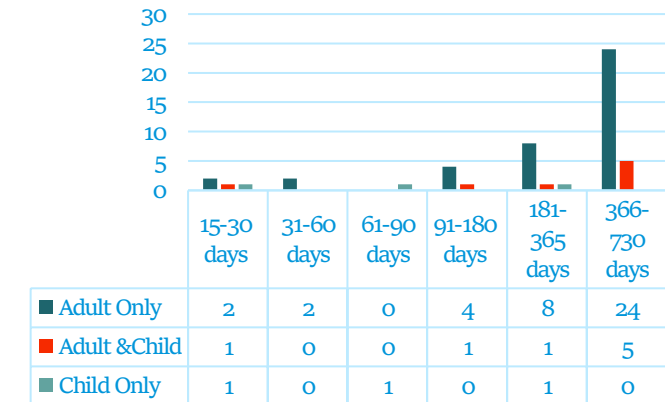
HH that Exited in the first 6 mo of the CRP



HH that Exited between 12 and 24 mo prior to the CRP



HH that Exited between 12 and 24 mo prior to the CRP



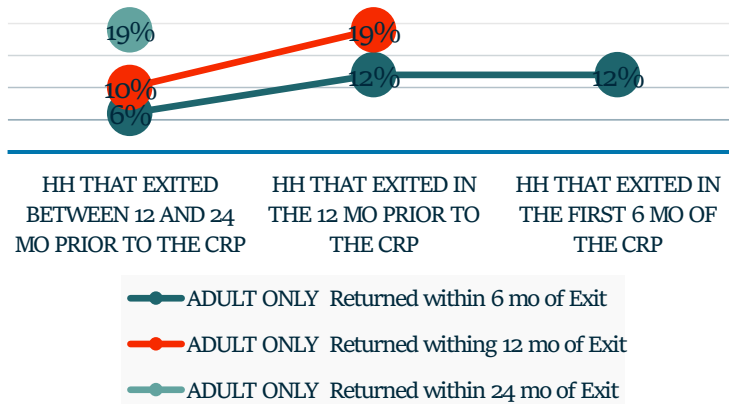
Key takeaways:

- There were a total of 51 households that exited between 12 and 24 months prior to the current report period (CRP).
- Adult Only programs had the most returns (40).

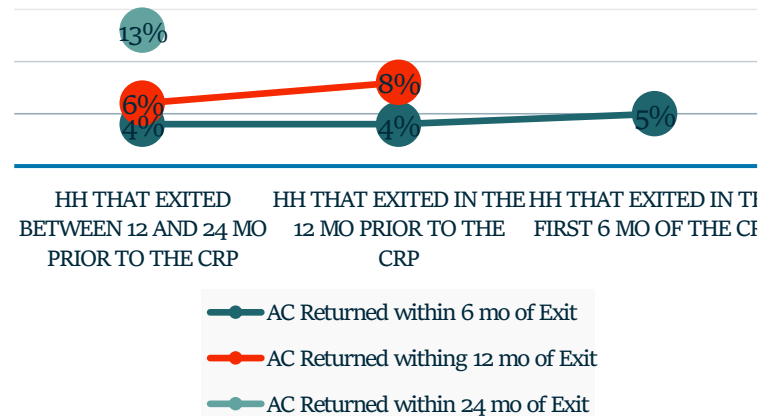
2F. RETURN TRENDS

Percent of households that returned to the homeless system within 6, 12, and 24 months after exiting to a permanent destination.

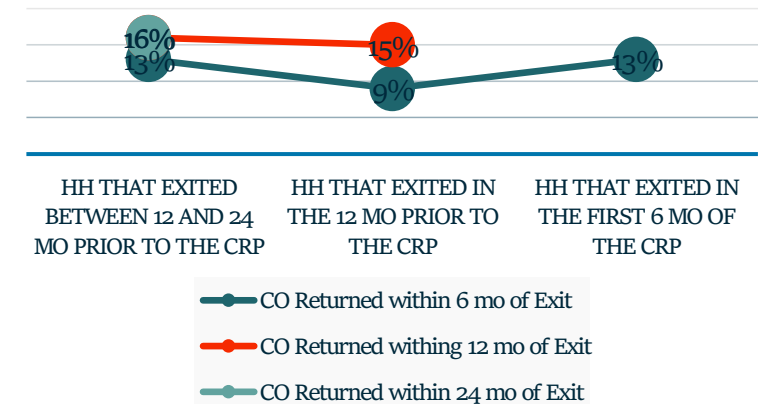
Return Trends: AO HH



Return Trends: AC HH



Return Trends: CO HH



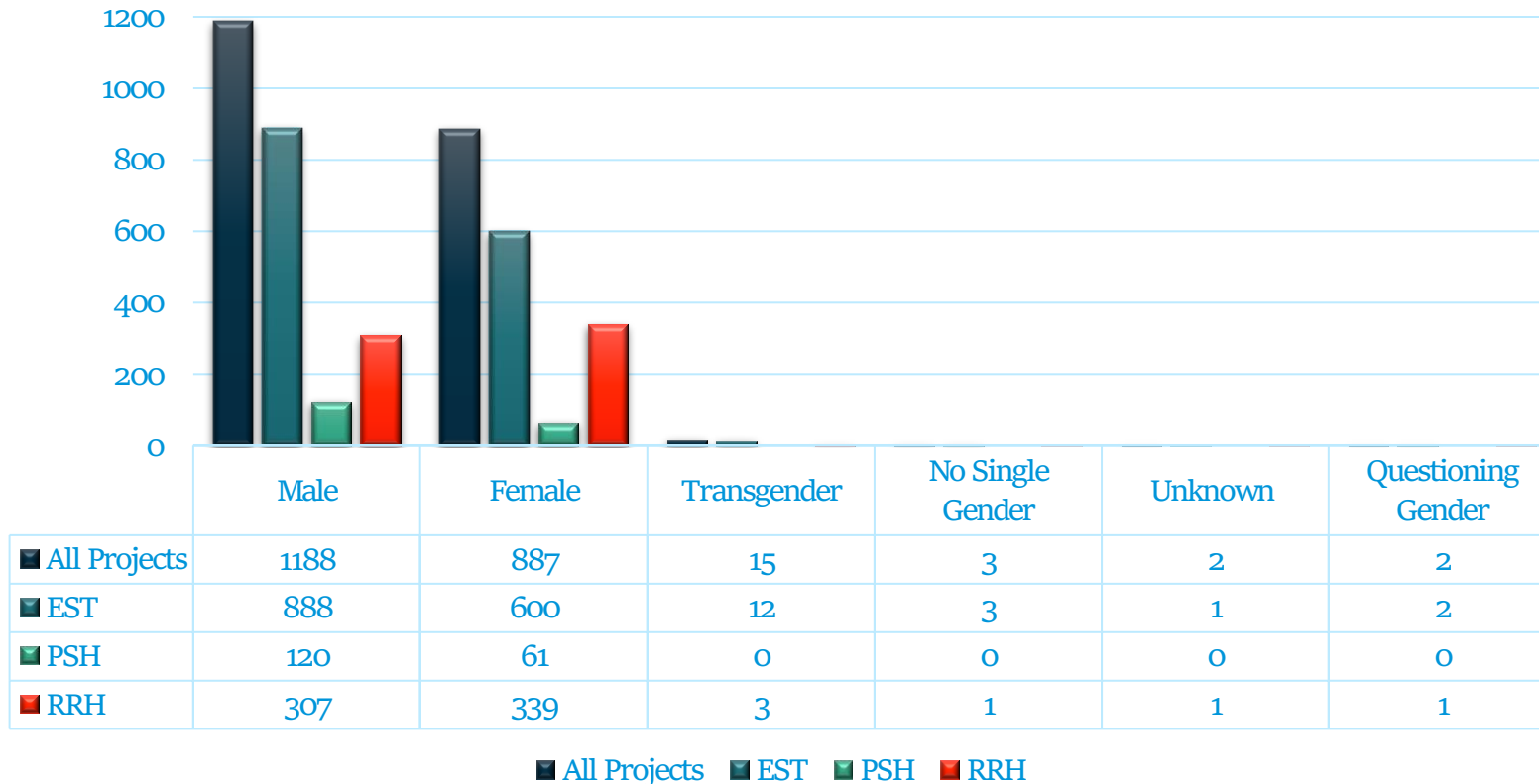
Key takeaways:

- Between 2021 and 2022 child only households saw a 4% increase in returns.
- Between 2021 and 2022 adult and child households saw a 1% increase in returns.



SECTION 3: ALL HOUSEHOLDS

3A. GENDER BREAKDOWN: ALL HOUSEHOLDS



There are 2,097 Heads of Households and Adults Served within NY-525.

Stella P captures six different types of categories which include female, male, no single gender, questioning gender, transgender and unknown

Note: The total number households served for each category reflect the total unduplicated number of persons served across all project types. However, there may be some overlap due to persons being served in more than one project type.

3B. AGE BREAKDOWN: ALL HOUSEHOLDS

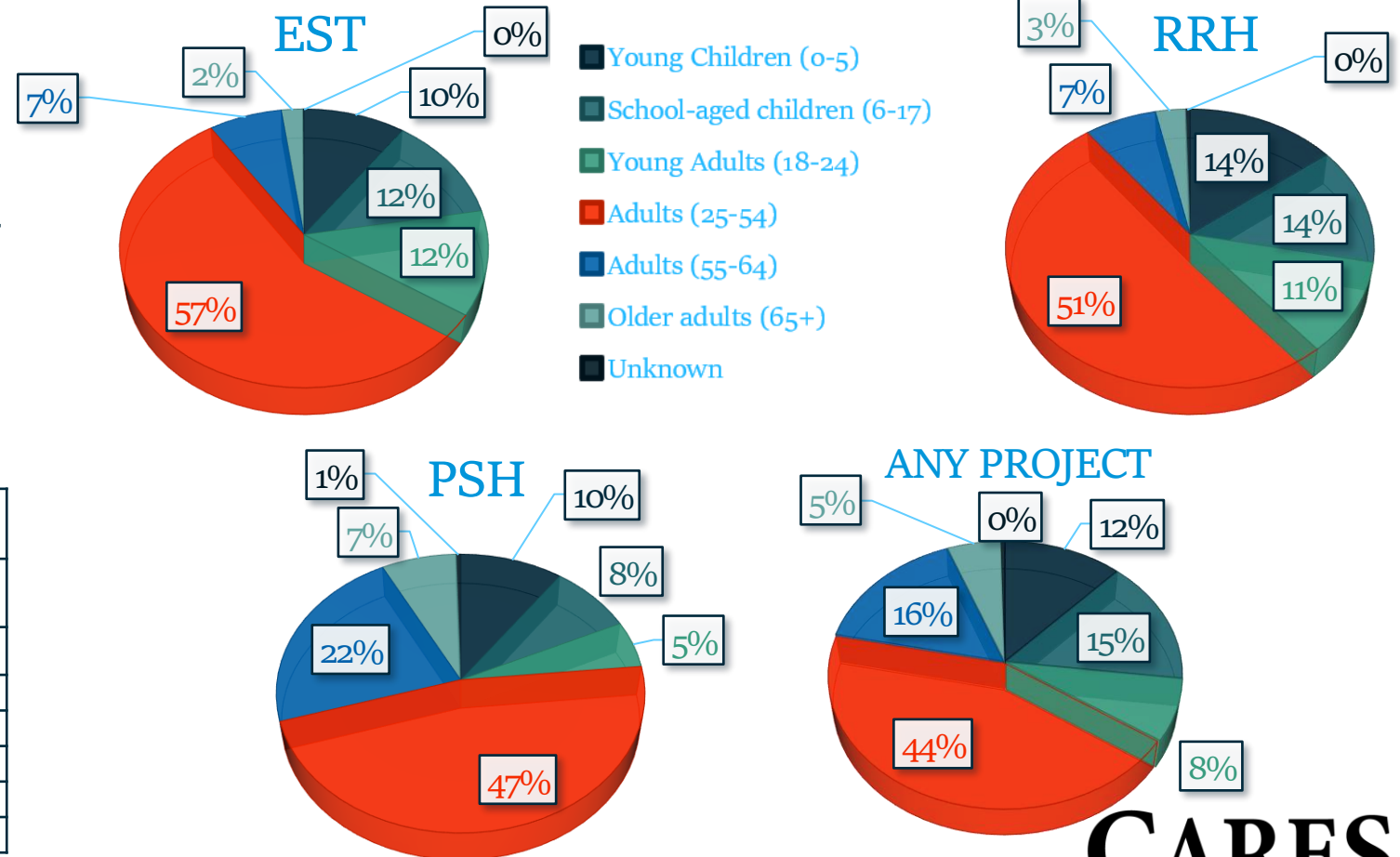


These charts reflect the ages captured of program participants.

Most notably, each project type serves more 25-54 aged persons.

Unknown ages make up less than 1% of ages captured in each project type.

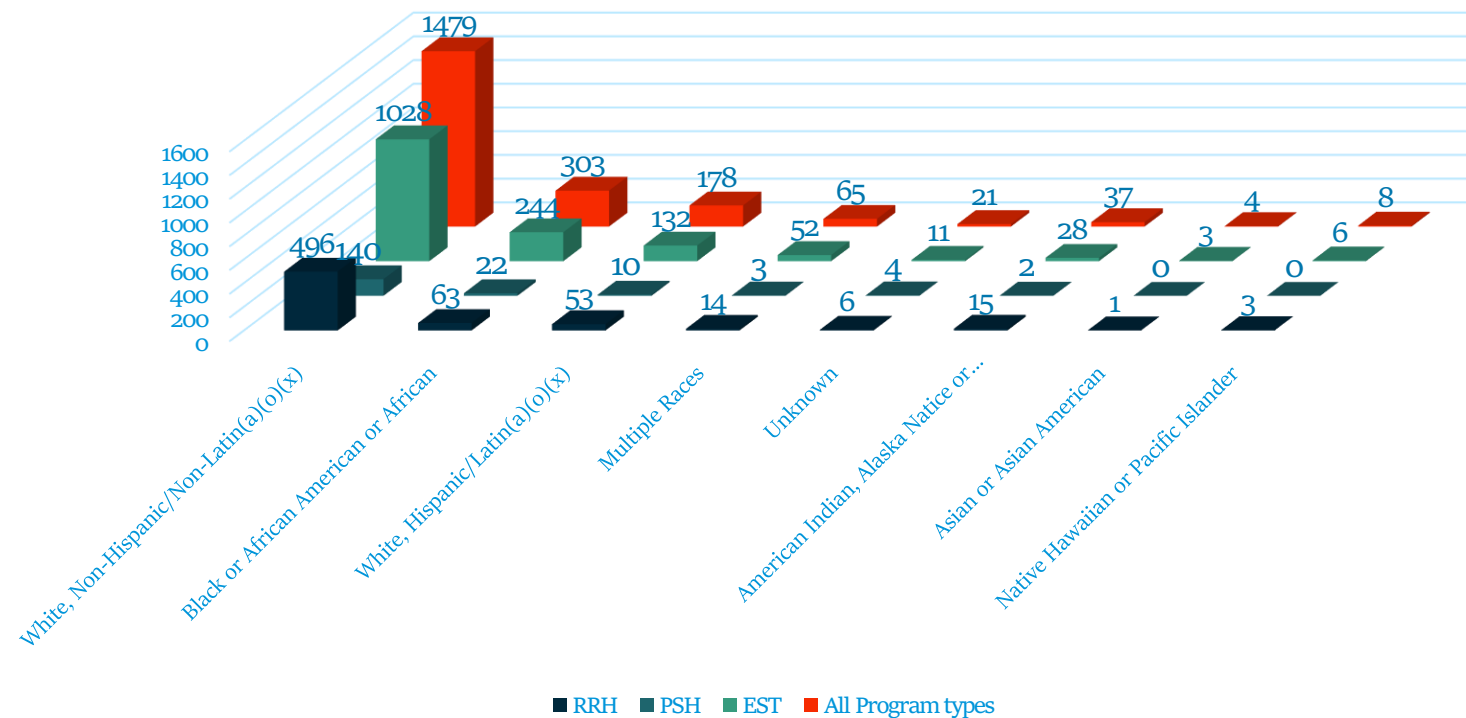
AGE	EST	RRH	PSH	Any Project
Young Children (0-5)	186	131	22	317
School-aged children (6-17)	234	123	18	400
Young Adults (18-24)	230	97	12	199
Adults (25-54)	1069	458	104	1165
Adults (55-64)	134	63	49	423
Older adults (65+)	39	26	16	143
Unknown	2	4	22	10



3C. RACE AND ETHNICITY BREAKDOWN: ALL HOUSEHOLDS



Race and Ethnicity of HoH and Adults of HoH and Adults



Key takeaways:

- Of all households served (2097), Black or African American or African persons make up 14% (303).
- By contrast, White, Non-Hispanic/Non-Latin(a)(o)(x) persons represent 71% of households served within NY-525.

Note: according to the most recent published Census, White, Non-Hispanic/Non-Latin(a)(o)(x) make up 69.1% of NYS total population whereas Black or African American or African make up just 17.6%.

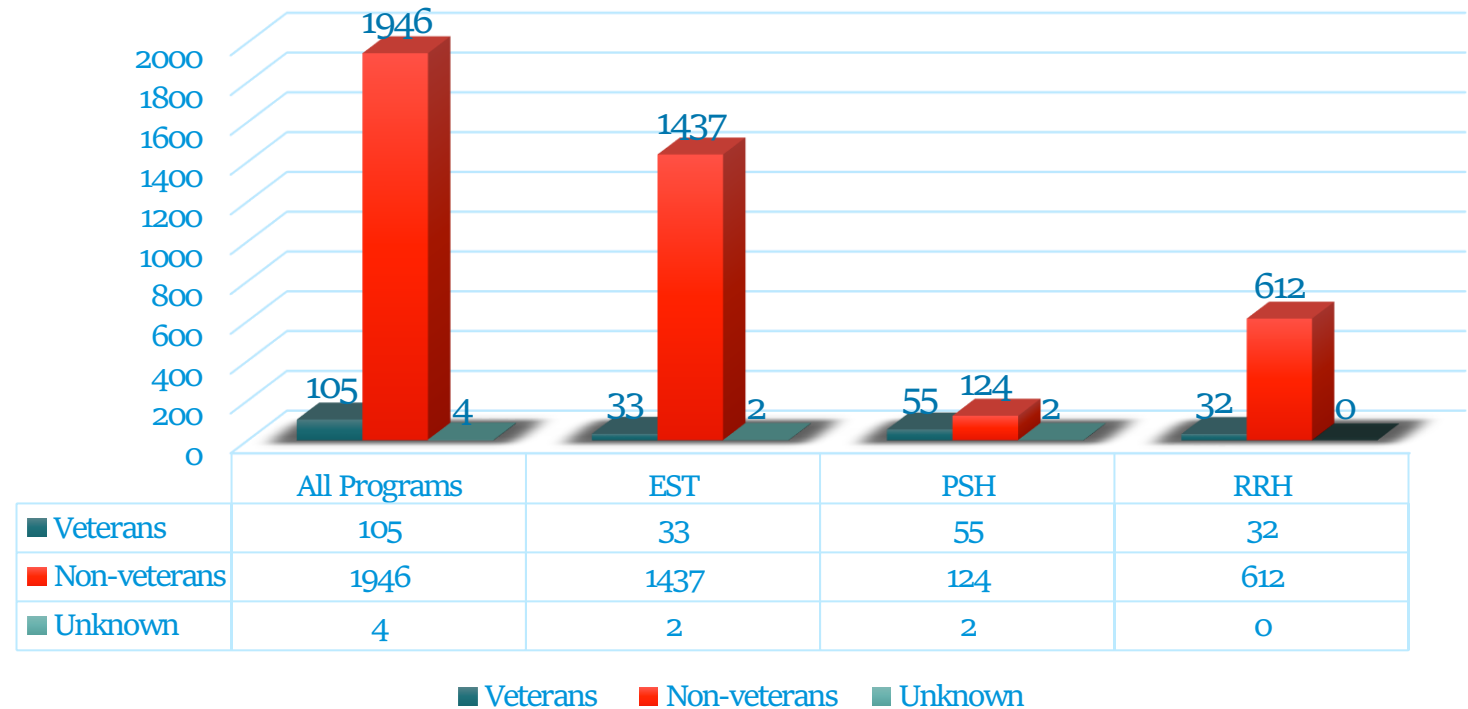
3D. VETERAN STATUS: ALL HOUSEHOLDS



Across all program types, there are more non-veterans served than veterans.

Veterans make up a total of 5% of program participants across all programs(2,055 people).

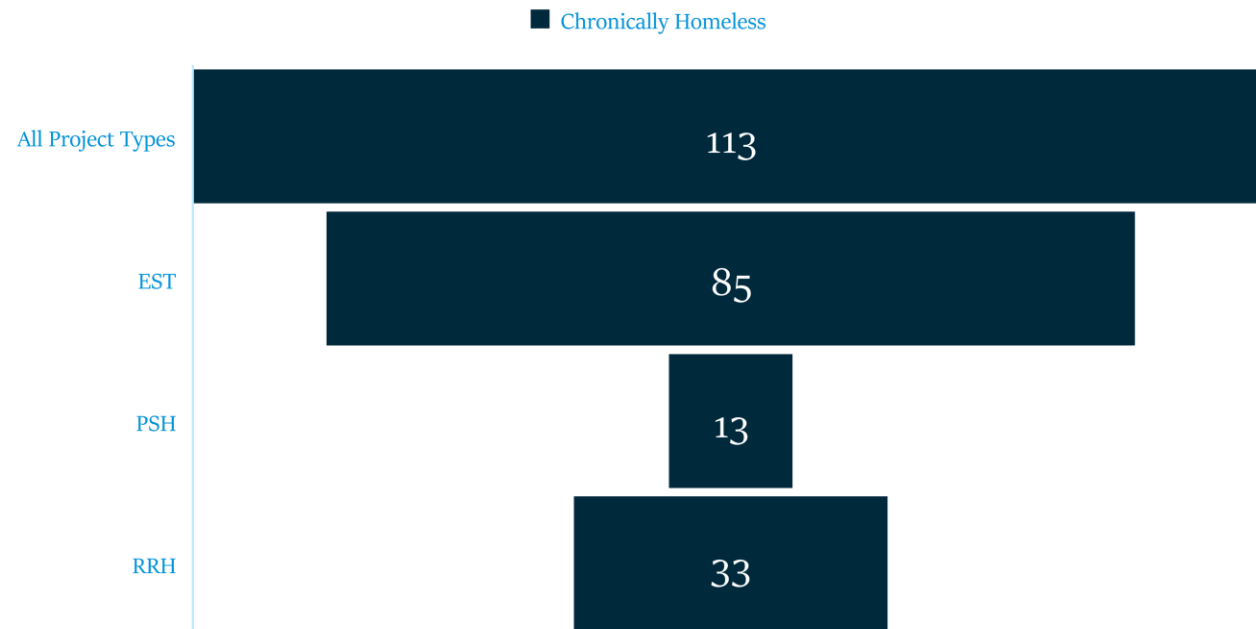
Veteran Status of Adults Per Program



3E. PERSONS EXPERIENCING CHRONIC HOMELESSNESS



Chronically homeless HOH and adults in each project type



Emergency Shelters/Transitional Housing serve more participants who are chronically homeless than any other program type.

In fact, Emergency Shelters/Transitional Housing serves 75% of total program participants who are chronically homeless.

Note: According to HUD, chronically homeless individuals are defined as (1) A “homeless individual with a disability,” as defined in the Act, who:

- Lives in a place not meant for human habitation, a safe haven, or in an emergency shelter; and*
- Has been homeless (as described above) continuously for at least 12 months or on at least 4 separate occasions in the last 3 years where the combined occasions must total at least 12 months”**

3F. SYSTEM ENGAGEMENT: ALL HOUSEHOLDS

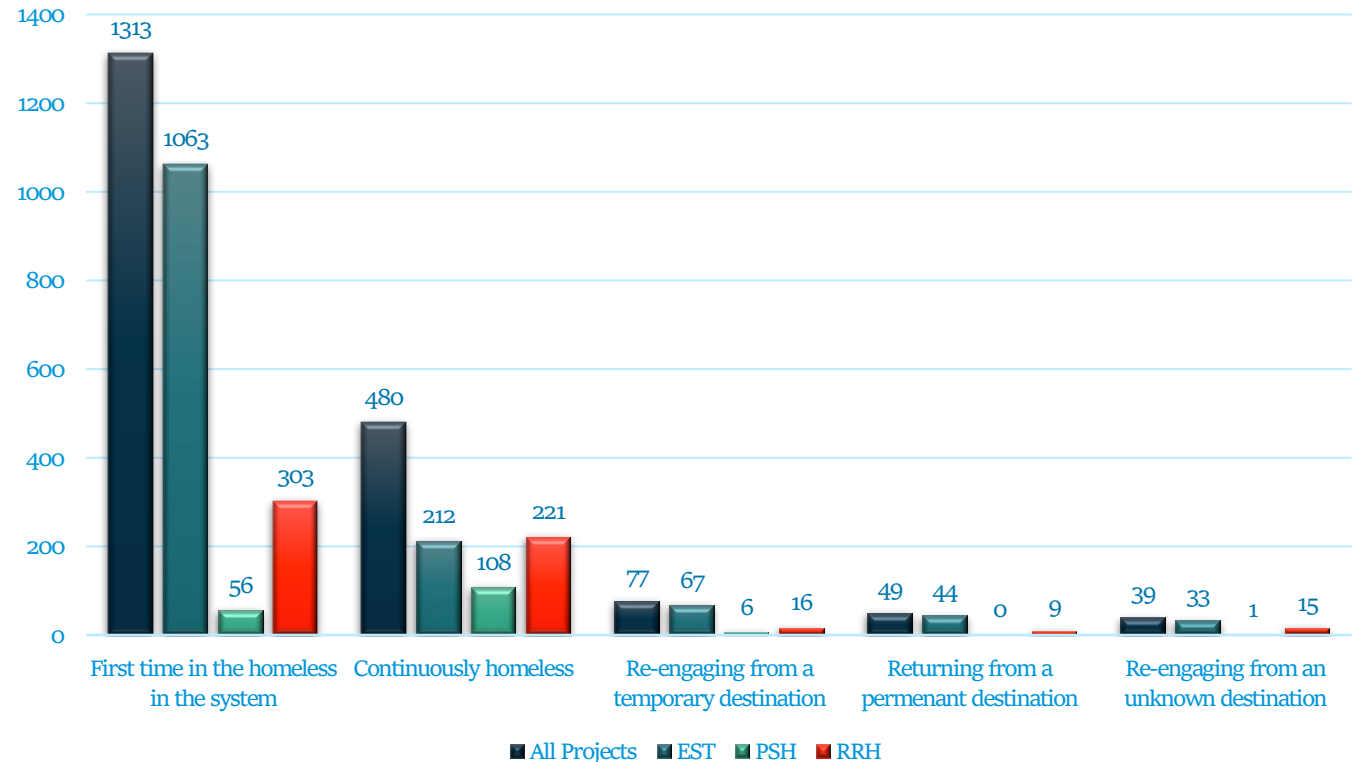


Key Takeaways:

Emergency Shelters/Transitional Housing –
75% of participants in EST are first time homeless.

Permanent Supportive Housing –
63% of participants in PSH are continuously homeless.

Rapid Re-Housing –
54% of participants in RRH are first time homeless.



Of 1,958 households, 67% of all households served were persons who experienced homelessness for the first time.

3G. PRIOR LIVING SITUATION: ALL HOUSEHOLDS



Key Takeaways:

Emergency Shelter/Transitional Housing:

- 49% of participants in EST previously came from permanent destinations.

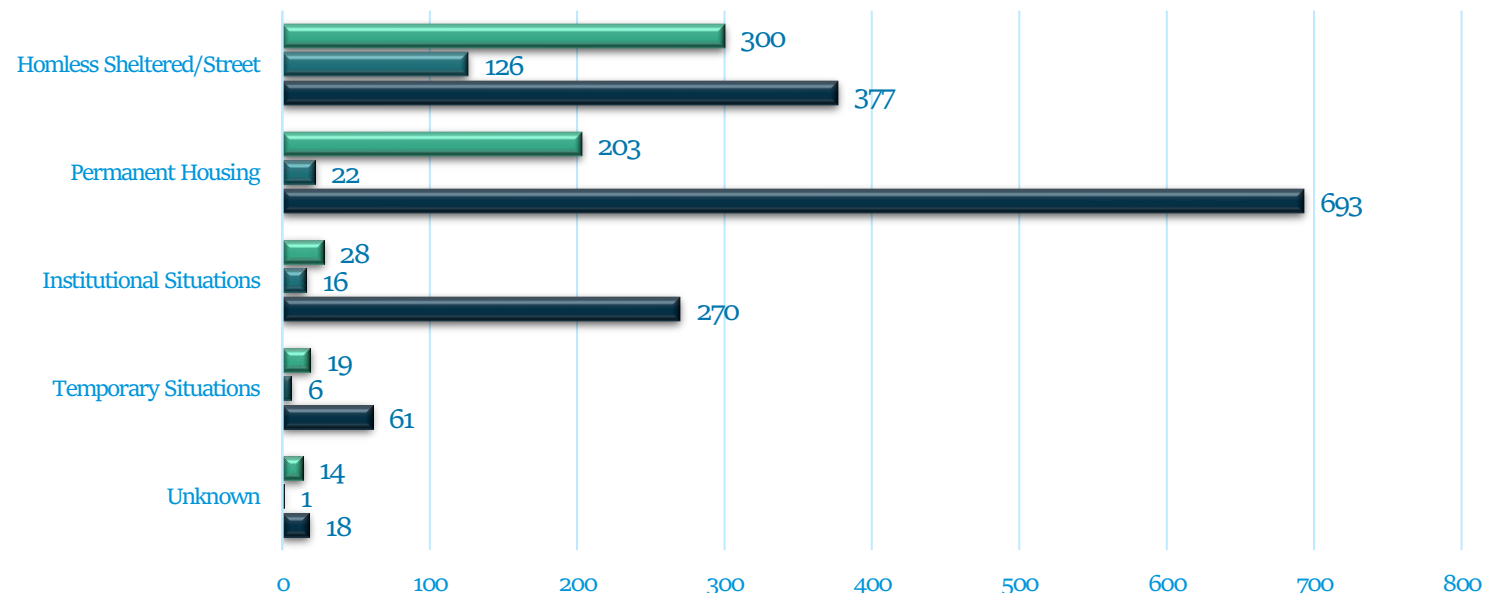
Permanent Supportive Housing:

- 74% of PSH participants were previously homeless sheltered/street.

Rapid Re-Housing:

- 53% of RRH participants were previously homeless sheltered/street.

Prior Living Situation for Households



	Unknown	Temporary Situations	Institutional Situations	Permanent Housing	Homeless Sheltered/Street
RRH	14	19	28	203	300
PSH	1	6	16	22	126
EST	18	61	270	693	377

■ RRH ■ PSH ■ EST

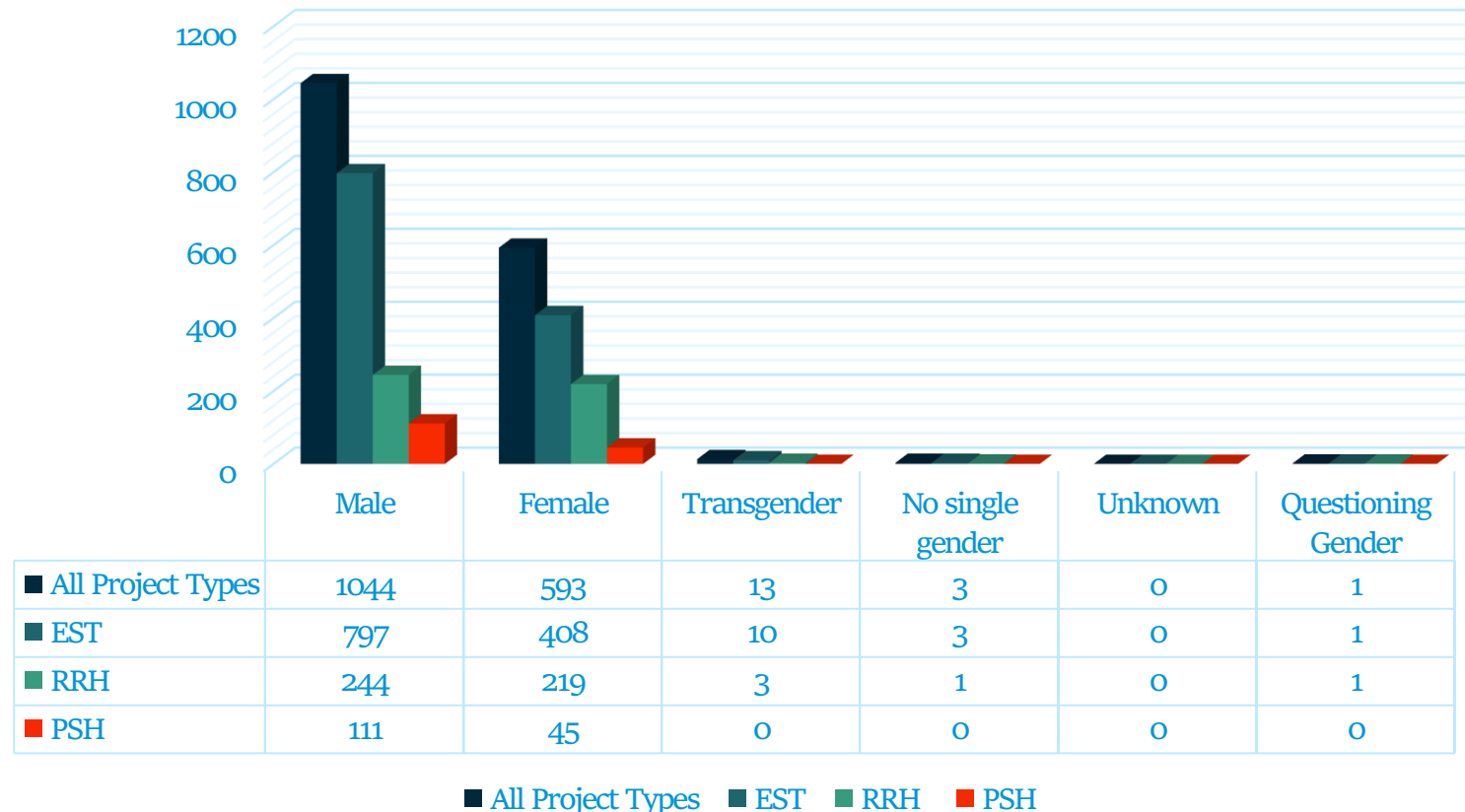


SECTION 4: ADULT ONLY HOUSEHOLDS

4A. GENDER BREAKDOWN: ADULT ONLY HOUSEHOLDS

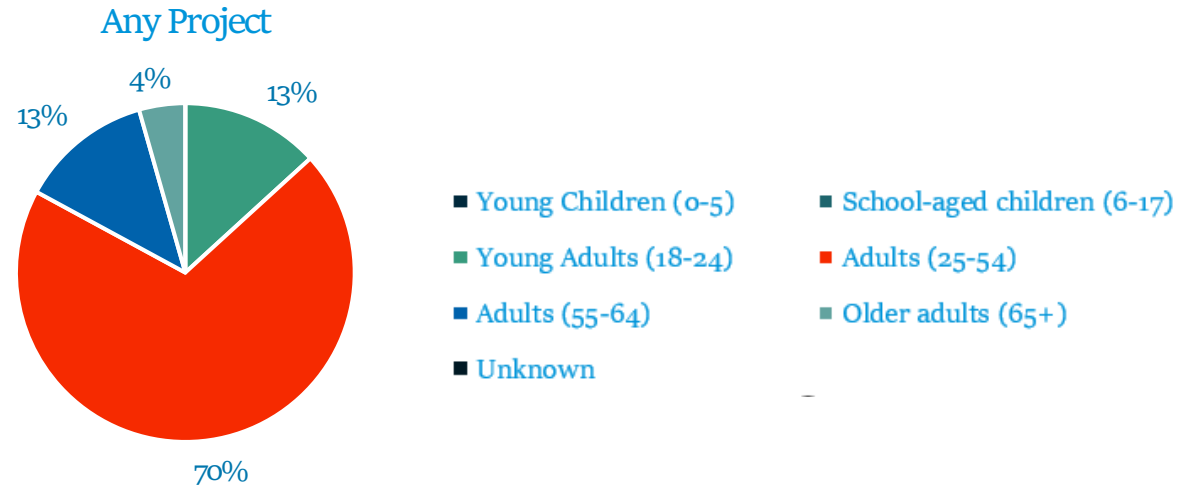


Gender of HoH and Adults in Adult Only Households



- Stella P captures six different types of categories which include female, male, no single gender, questioning gender, transgender and unknown
- Within AO household, males represented 63% of persons served.

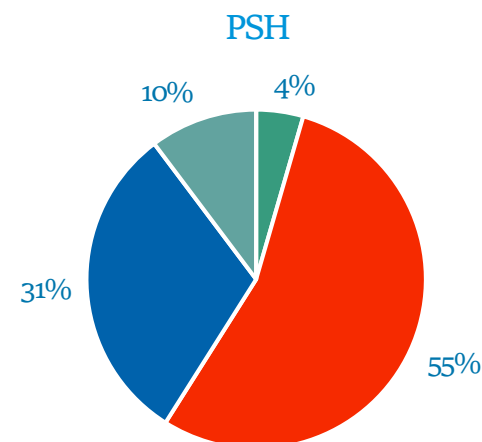
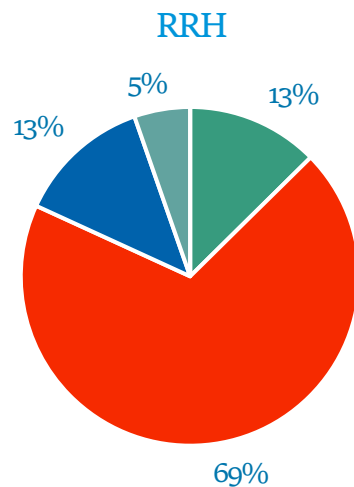
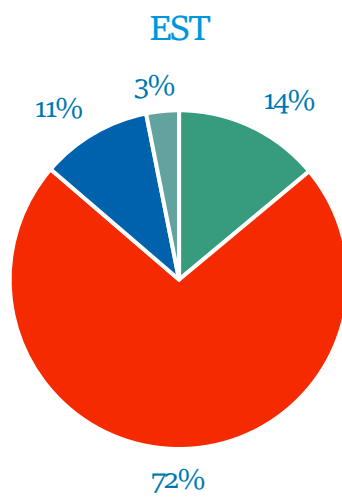
4B. AGE BREAKDOWN: ADULT ONLY HOUSEHOLDS



These charts reflect the ages captured of program participants in Adult Only households.

Each project type serves persons aged 25-54 in the majority.

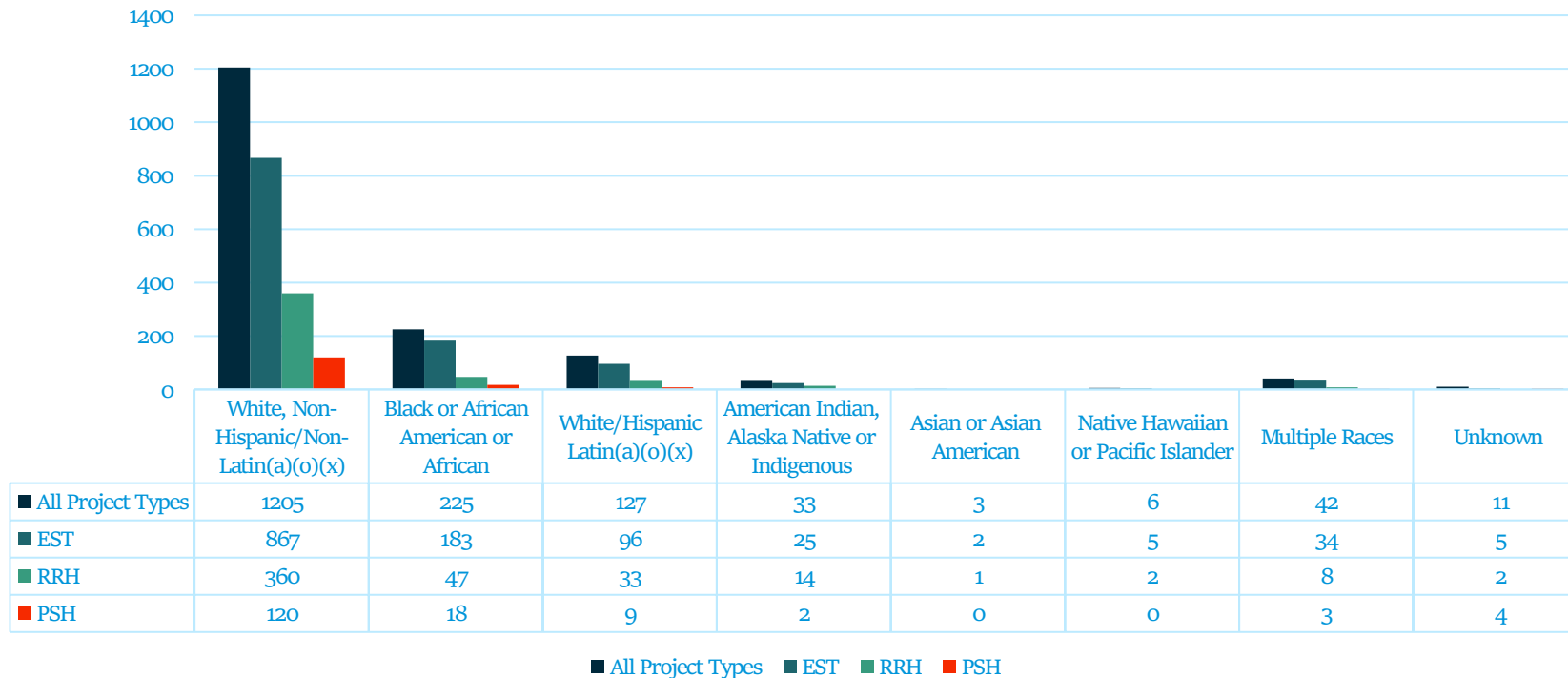
0% of AO HH had persons of unknown age.



4C. RACE & ETHNICITY BREAKDOWN: ADULT ONLY HOUSEHOLDS



Ethnicity of HoH and Adults in Adult Only Households



Key takeaway:

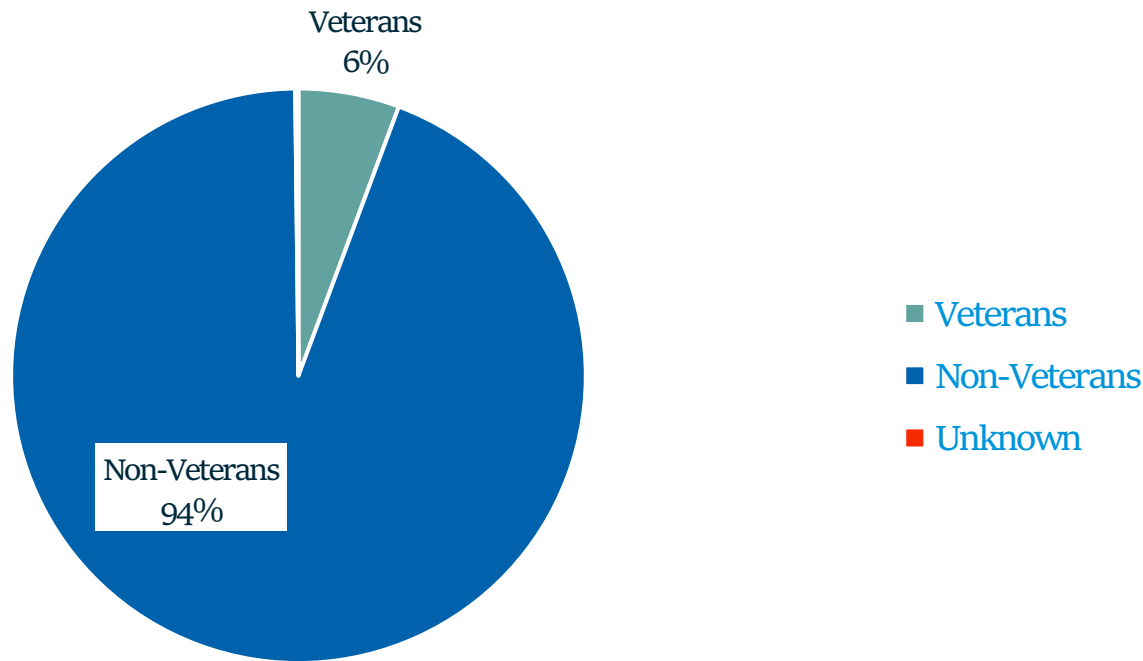
- Of all persons served in AO HH (1654), Black or African American or African persons make up 14% (224).
- White, Non-Hispanic/Non-Latin(a)(o)(x) persons represent 73% of AO households served within NY-525.

Note: These numbers align closely with the race and ethnicity breakdown of NYS- according to the most recent published Census, White, Non-Hispanic/Non-Latin(a)(o)(x) make up 69.1% of NYS total population whereas Black or African American or African make up just 17.6%.

4D. VETERAN STATUS: ADULT ONLY HOUSEHOLDS



Veteran Status of Adults in AO HH



Across all program types, there are more non-veterans served than veterans in AO households.

Veterans make up a total of 6% of program participants in AO households.

4E. PERSONS EXPERIENCING CHRONIC HOMELESSNESS: ADULT ONLY HOUSEHOLDS



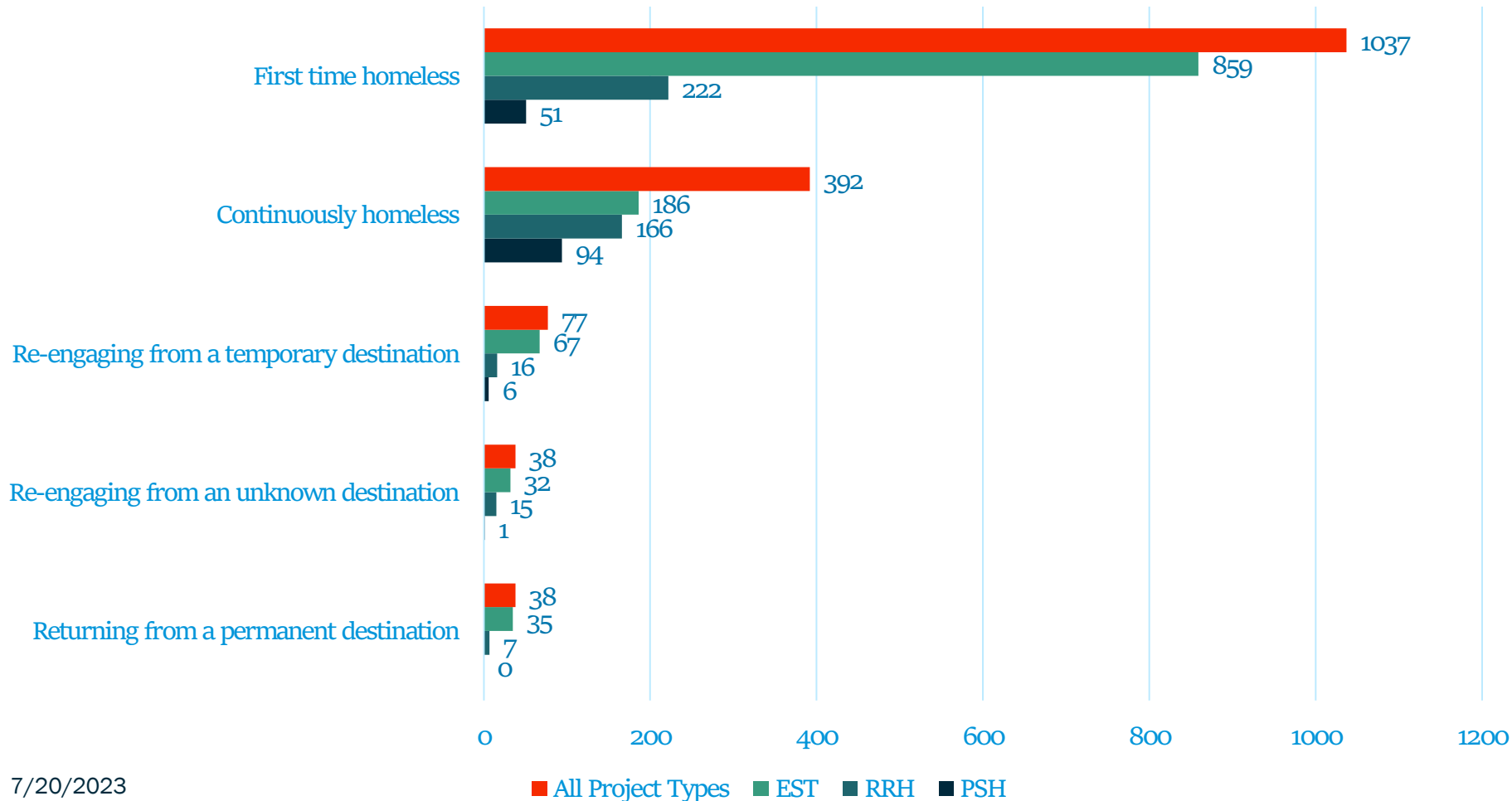
of HoH and Adults Experiencing Chronic Homelessness in
AO Households



- Of the 1,654 adults served in AO households, 104 (6%) are experiencing chronic homelessness (as defined by HUD)
- Emergency Shelters/Transitional Housing serve more participants who are chronically homeless than any other program type.

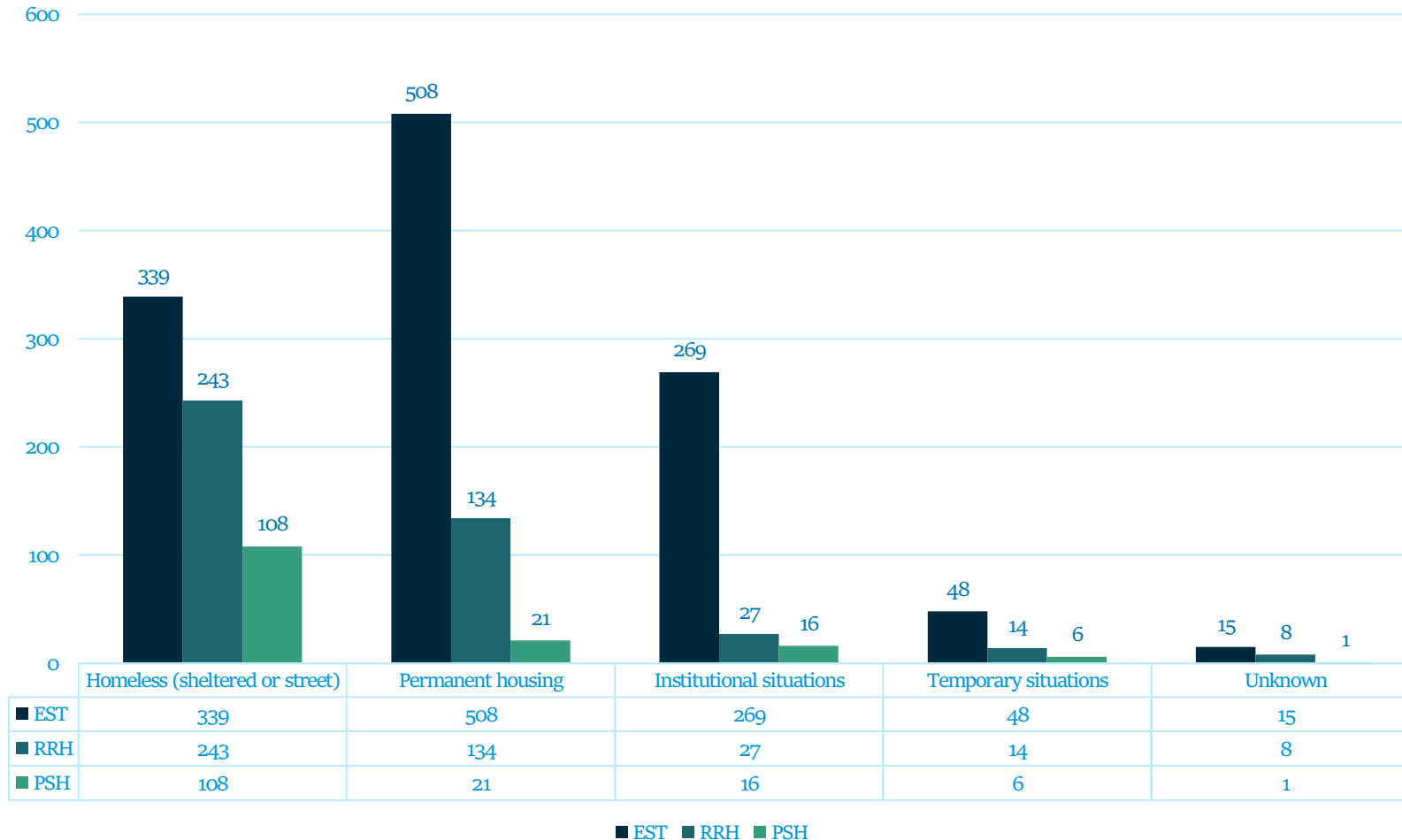
*Note: According to HUD, chronically homeless individuals are defined as “(1) A “homeless individual with a disability,” as defined in the Act, who: • Lives in a place not meant for human habitation, a safe haven, or in an emergency shelter; and • Has been homeless (as described above) continuously for at least 12 months or on at least 4 separate occasions in the last 3 years where the combined occasions must total at least 12 months”**

4F. SYSTEM ENGAGEMENT: ADULT ONLY HOUSEHOLDS



- Of 1,582 AO households:
- 66% (1,037 people) of adult only households served were persons who experienced homelessness for the first time.
 - 25% (392 people) of adult only households served were persons experiencing continuous homelessness

4G. PRIOR LIVING SITUATIONS: ADULT ONLY HOUSEHOLDS



- **Emergency Shelter/Transitional Housing:**
 - 43% of participants in EST were living in permanent housing.
- **Permanent Supportive Housing:**
 - 71% of participants in PSH were living in homeless situations (sheltered or street) prior.
- **Rapid Re-Housing:**
 - 57% of RRH participants were living in homeless situations (sheltered or street) prior.

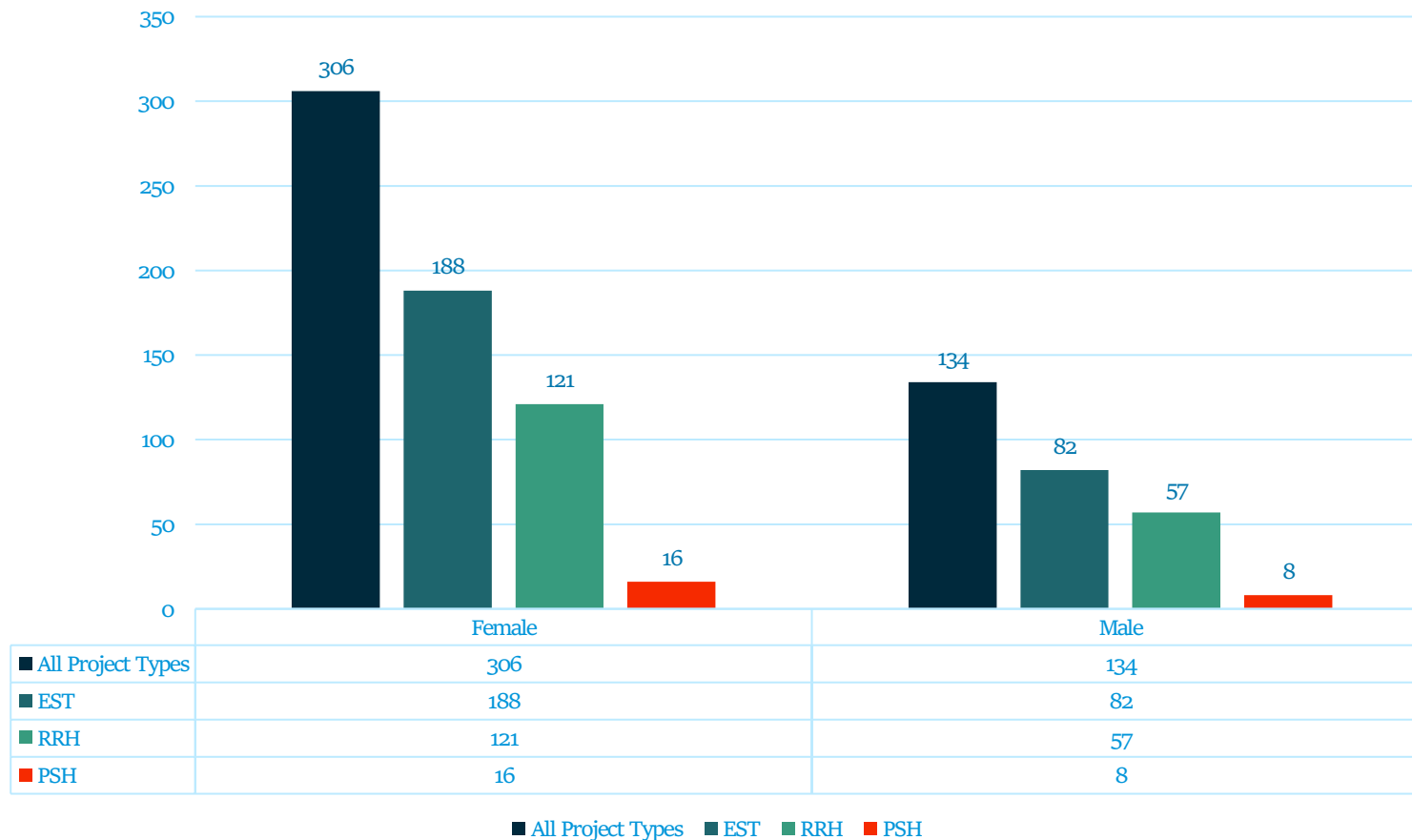


SECTION 5: ADULT & CHILD HOUSEHOLDS

5A. GENDER BREAKDOWN: ADULT & CHILD HOUSEHOLDS



Gender of HoH and Adults in AC Households



- Stella P captures six different types of categories which include female, male, no single gender, questioning gender, transgender and unknown
- In contrast to AO households, within AC households 70% of adults served were female.
- None served identified as:
 - No Single Gender
 - Questioning Gender
 - Transgender
 - Unknown

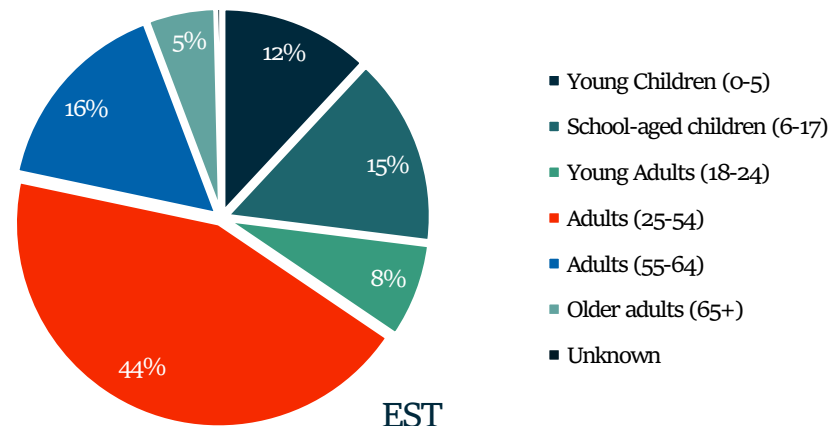
5B. AGE BREAKDOWN: ADULT & CHILD HOUSEHOLDS



These charts reflect the ages captured of program participants in Adult & Child households.

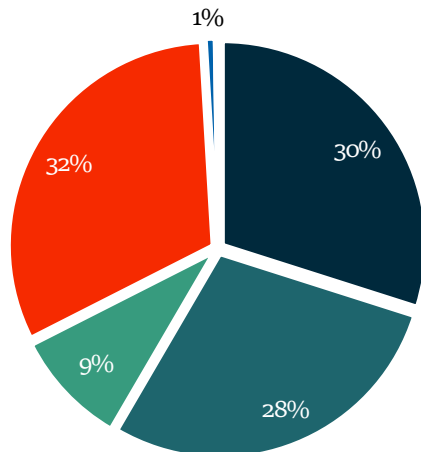
Each project type serves adults 25-54 and children ages 0-17 in the majority.

All Projects

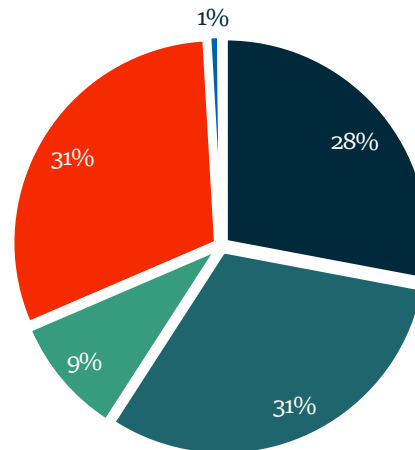


Age of All Persons in Household	All Projects	EST	RRH	PSH
Young children (0-5)	317	184	128	22
School-aged children (6-17)	400	205	122	18
Young adults (18-24)	199	62	39	5
Adults (25-54)	1165	201	135	18
Adults (55-64)	423	5	3	1
Older adults (65+)	143	1	1	0
Unknown	10	0	0	0

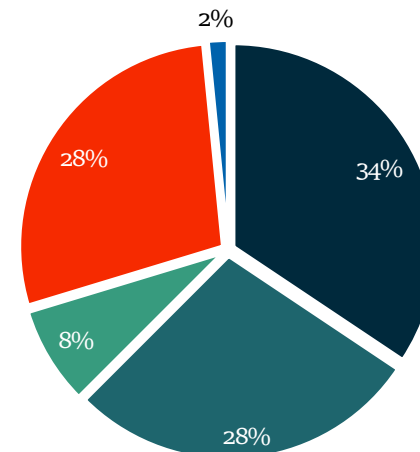
RRH



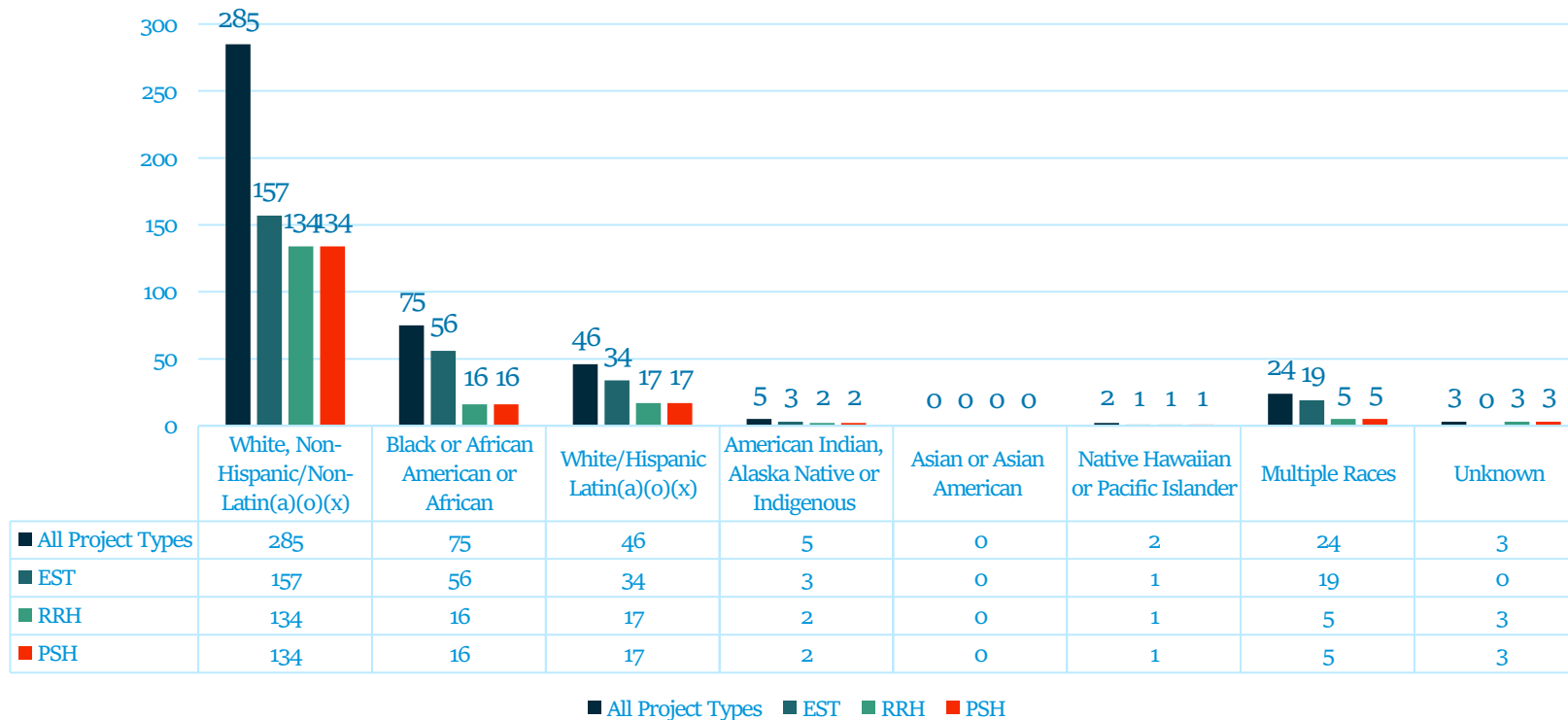
EST



PSH



5C. RACE & ETHNICITY BREAKDOWN: ADULT & CHILD HOUSEHOLDS



Key takeaways:

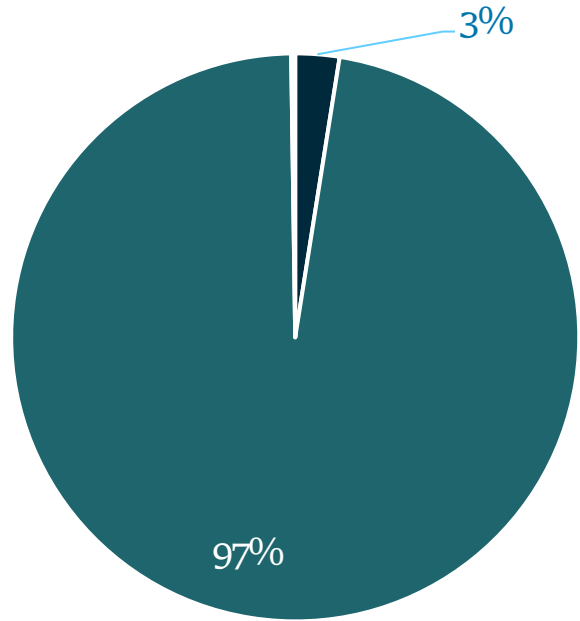
Of the AC persons served (440), Black or African American or African persons make up 17% (288).

By contrast, White, Non-Hispanic/Non-Latin(a)(o)(x) persons represent 65% of AC households served within NY-525.

Note: These numbers align closely with the race and ethnicity breakdown of NYS- according to the most recent published Census, White, Non-Hispanic/Non-Latin(a)(o)(x) make up 69.1% of NYS total population whereas Black or African American or African make up just 17.6%.

[U.S. Census Bureau QuickFacts: New York](#)

5D. VETERAN STATUS : ADULT & CHILD HOUSEHOLDS

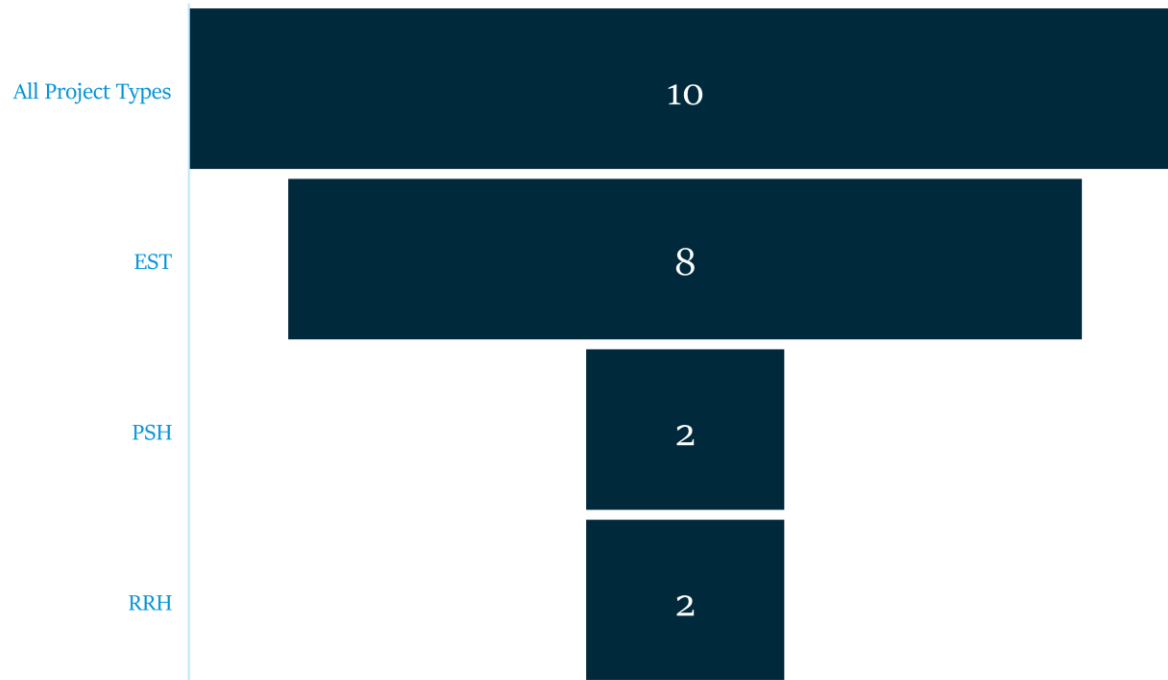


■ Non-Veterans ■ Veterans ■ Unknown

Across all program types, there are more non-veterans served than veterans in AC households.

Veterans make up 3% of program participants in AC households.

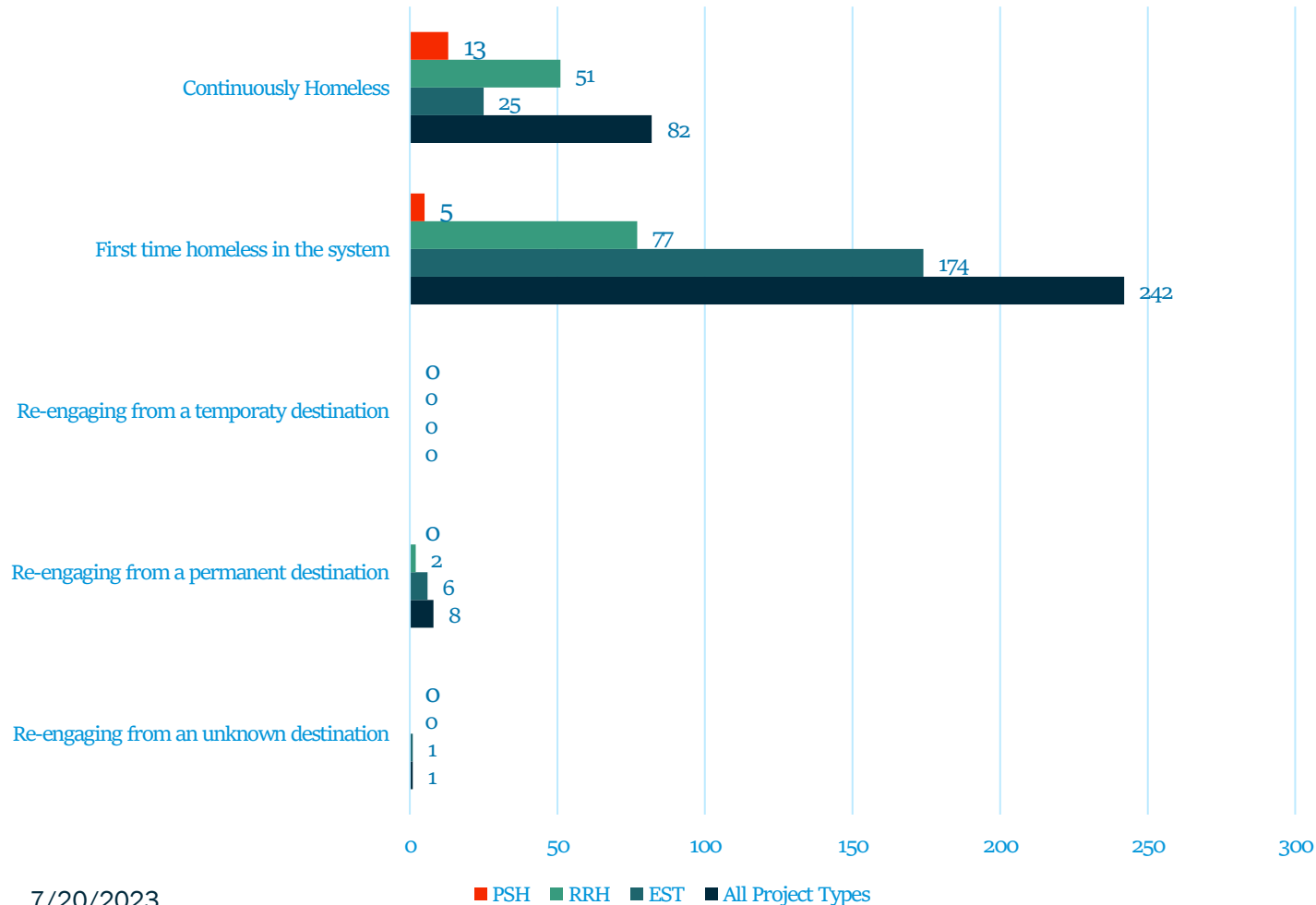
5E. CHRONIC HOMELESSNESS: ADULT & CHILD HOUSEHOLDS



- Of the 440 adults served in AC households, 10 (2%) are experiencing chronic homelessness (as defined by HUD).
- Emergency Shelters/Transitional Housing serve more participants who are chronically homeless than any other program type.

*Note: According to HUD, chronically homeless individuals are defined as “(1) A “homeless individual with a disability,” as defined in the Act, who: • Lives in a place not meant for human habitation, a safe haven, or in an emergency shelter; and • Has been homeless (as described above) continuously for at least 12 months or on at least 4 separate occasions in the last 3 years where the combined occasions must total at least 12 months”**

5F. SYSTEM ENGAGEMENT: ADULT & CHILD HOUSEHOLDS



- Of 333 AC households:
- 73% (242 HH) of all households served were persons who experienced homelessness for the first time.
- 25% (82 HH) of all households served were persons experiencing continuous homelessness.

5G. PRIOR LIVING SITUATIONS OF ADULT & CHILD HOUSEHOLDS



Key Takeaways:

Emergency Shelter/Transitional Housing:

- 76% of participants in EST previously came from permanent housing.

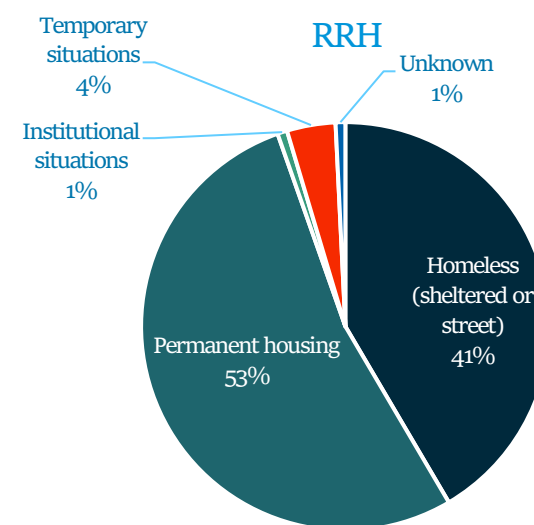
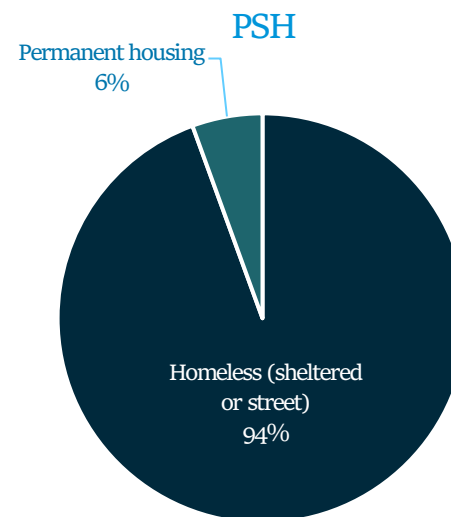
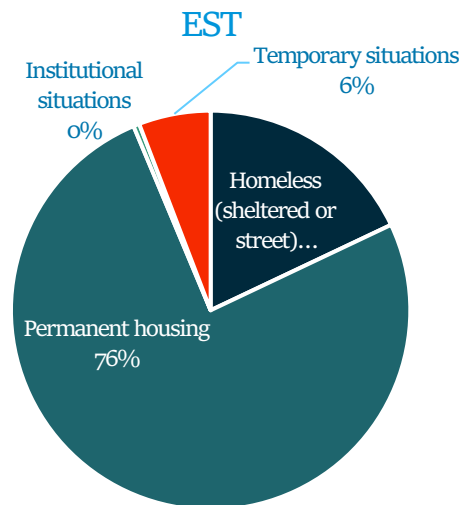
Permanent Supportive Housing:

- 94% of PSH participants were previously homeless sheltered/street.

Rapid Re-Housing:

- 53% of RRH participants were previously in permanent housing.

Prior Living Situation	EST	RRH	PSH
Homeless (sheltered or street)	37	54	17
Permanent housing	156	69	1
Institutional situations	1	1	0
Temporary situations	12	5	0
Unknown	0	1	0



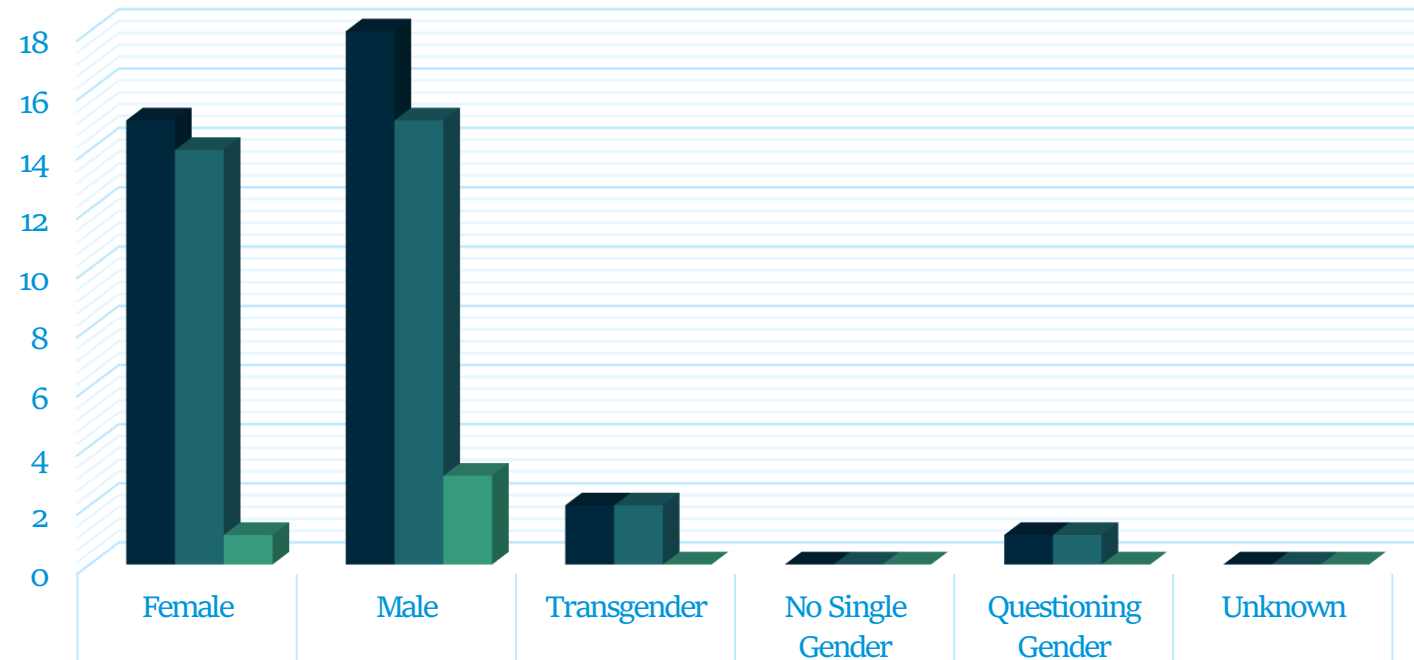


SECTION 6: CHILD ONLY HOUSEHOLDS

6A. GENDER BREAKDOWN: CHILD ONLY HOUSEHOLDS



Gender of HoH and Adults in Adult Only Households



No persons served were in PSH.

No persons served identified as:

➤ Unknown

	Female	Male	Transgender	No Single Gender	Questioning Gender	Unknown
■ All Project Types	15	18	2	0	1	0
■ EST	14	15	2	0	1	0
■ RRH	1	3	0	0	0	0

6B. AGE BREAKDOWN: CHILD ONLY HOUSEHOLDS

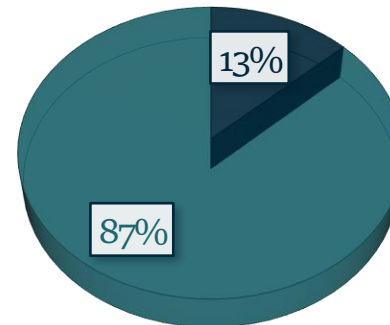


Key takeaways:

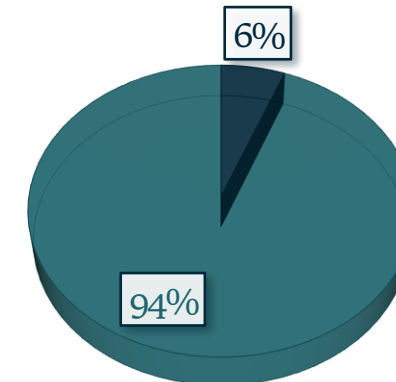
- A total of 36 CO HH were served in NY-525.
- No persons were served in PSH.
- 87% of CO households served are made up of school-aged children (6-17).

■ Young Children (0-5)
■ School-aged children (6-17)

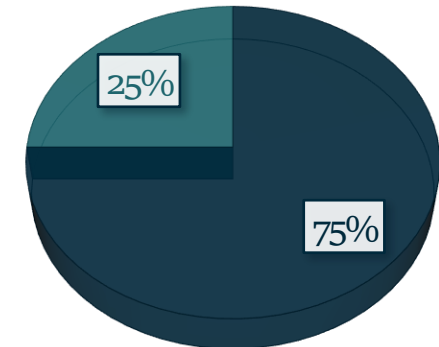
ANY PROJECT



EST



RRH

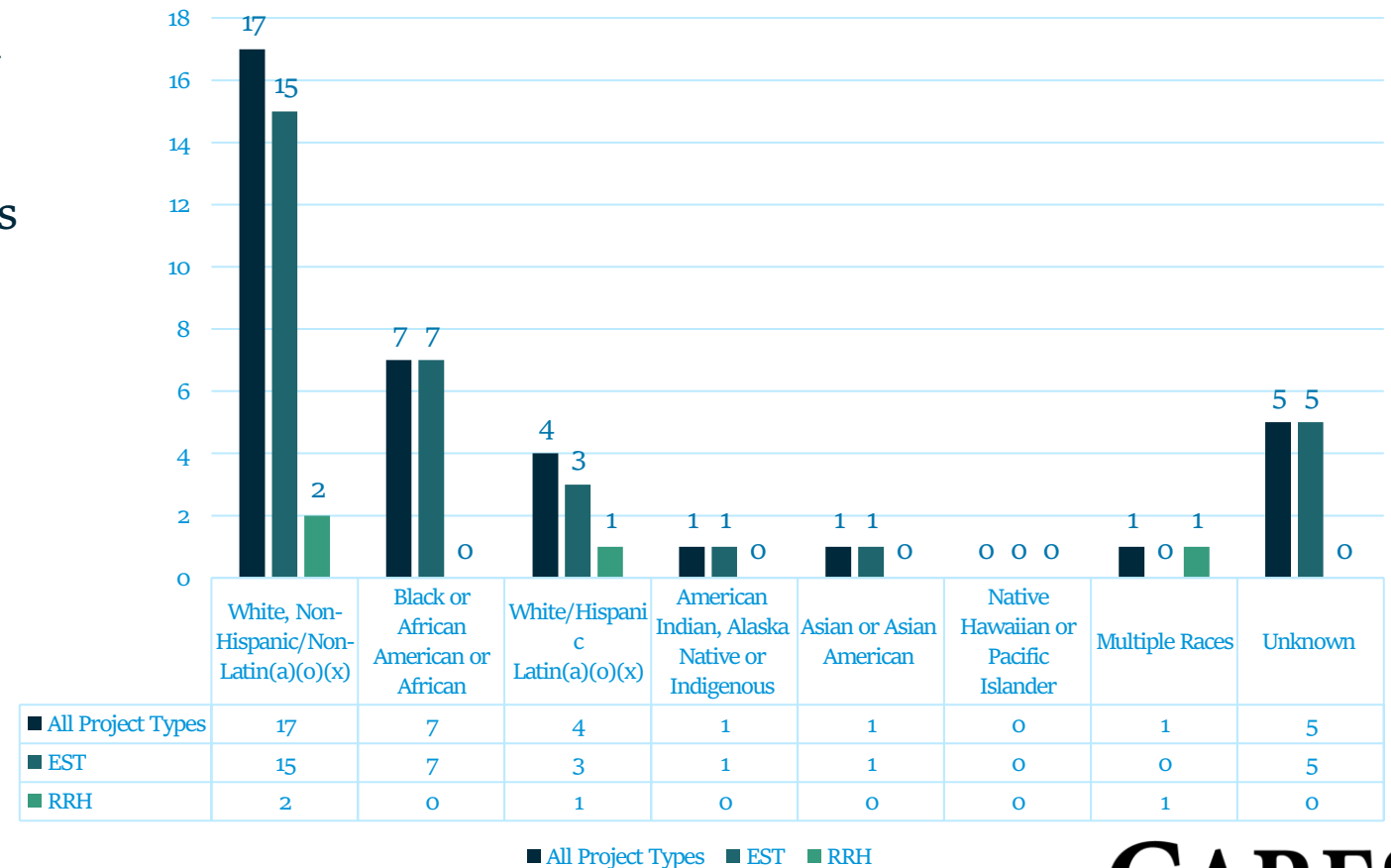


6C. RACE AND ETHNICITY BREAKDOWN: CHILD ONLY HOUSEHOLDS



Stella P captures eight (8) categories of race and ethnicity which include:

- American Indian, Alaska Native or Indigenous
- Asian or Asian American
- Black or African American or African
- Multiple Races
- Native Hawaiian or Pacific Islander
- White, Hispanic/Latin(a)(o)(x)
- White, Non-Hispanic/Non-Latin(a)(o)(x)
- Unknown



6D. CHRONIC HOMELESSNESS : CHILD ONLY HOUSEHOLDS



No persons served in CO
households were chronically
homeless.

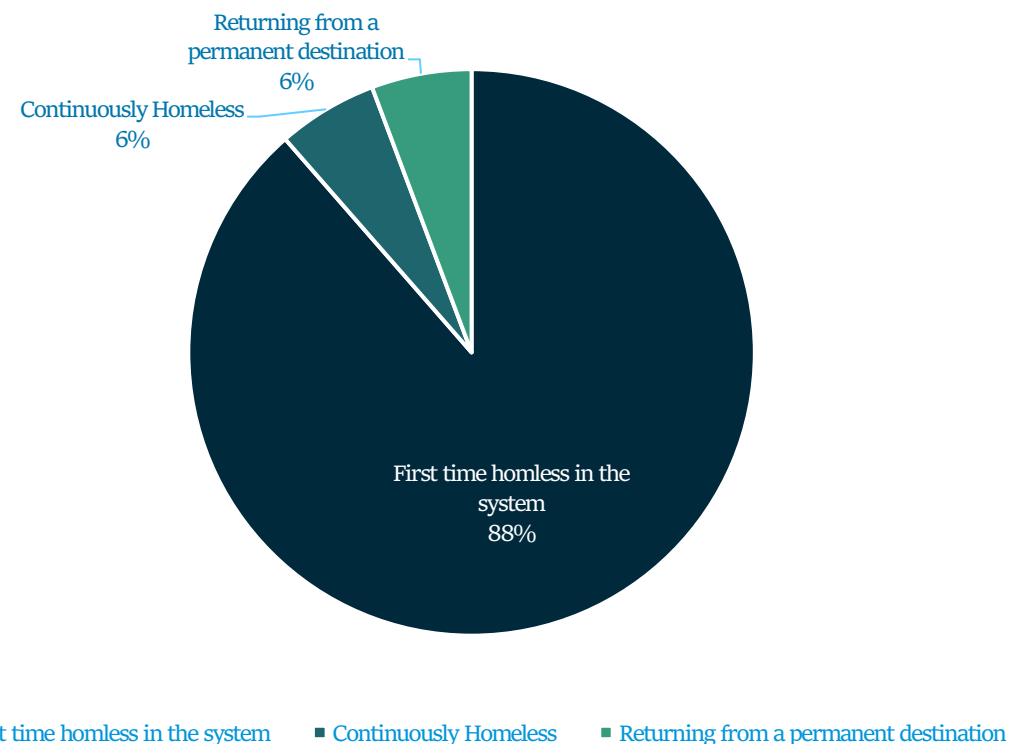
*Note: According to HUD, chronically homeless individuals are defined as “(1) A “homeless individual with a disability,” as defined in the Act, who: • Lives in a place not meant for human habitation, a safe haven, or in an emergency shelter; and • Has been homeless (as described above) continuously for at least 12 months or on at least 4 separate occasions in the last 3 years where the combined occasions must total at least 12 months”**

6E. SYSTEM ENGAGEMENT: CHILD ONLY HOUSEHOLDS

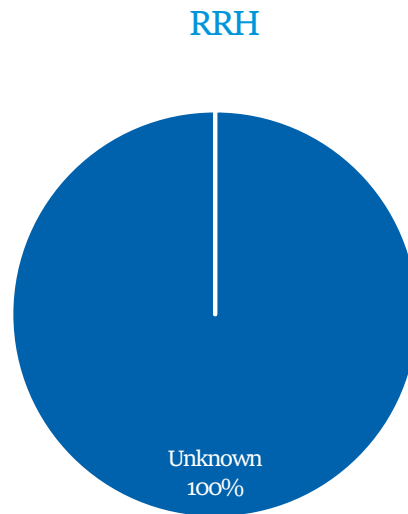
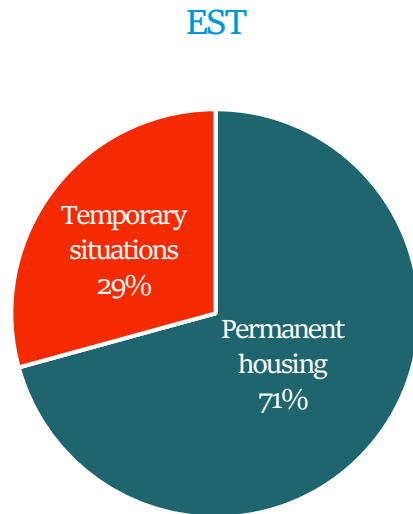


Key takeaways:

- 88% (31) of child only households indicated they were homeless for the first time
- 6% (2) of child only households were continuously homeless
- 6% indicated they were returning from a permanent destination
- 0% indicated they were re-engaging from a temporary destination
- 0% indicated they were re-engaging from an unknown destination



6F. PRIOR LIVING SITUATIONS: CHILD ONLY HOUSEHOLDS



Key takeaways:

100% of CO households served in RRH had a previously unknown living situation.

71% of CO households served in EST came from permanent housing.

- o CO households indicated their prior living situations were:
 - Homeless street
 - Institutional situations