

A COMPREHENSIVE OVERVIEW OF COC DATA AS SUBMITTED TO HUD IN
THE 2022 LONGITUDINAL SYSTEM ANALYSIS (LSA) REPORT.

CARES



OF NY, INC

ENDING HOMELESSNESS

www.caresny.org

HMIS ANNUAL REPORT

JEFFERSON, LEWIS, ST. LAWRENCE COUNTIES COC

10/1/2021-9/30/2022

READING THIS REPORT:



- The LSA includes the following HMIS Project Types:
 - EST- Emergency Shelter and Transitional Housing
 - Emergency Shelter (ES) includes any facility with overnight sleeping accommodations, the primary purpose of which is to provide temporary shelter for the homeless in general or for specific populations of the homeless.
 - Transitional Housing (TH) provides temporary housing with supportive services to individuals and families experiencing homelessness with the goal of interim stability and support to successfully move to and maintain permanent housing.
 - RRH- Rapid Re-Housing
 - Rapid Re-Housing (RRH) is permanent housing that provides short-term (up to three months) and medium-term (4-24 months) tenant-based rental assistance and supportive services to households experiencing homelessness.
 - PSH- Permanent Supportive Housing
 - Permanent Supportive Housing (PSH) is permanent housing in which housing assistance (e.g., long-term leasing or rental assistance) and supportive services are provided to assist households with at least one member (adult or child) with a disability in achieving housing stability
 - SH- Safe Haven
 - Safe Haven (SH), as defined in the Supportive Housing Program, is a form of supportive housing that serves hard-to-reach homeless persons with severe mental illness who come primarily from the streets and have been unable or unwilling to participate in housing or supportive services.
- New categorization of Household Types have been included in the LSA:
 - AO- Adult Only (Includes any household where all members are age 18 or older)
 - AC- Adult and Child (Includes any household of at least one person ages 18 or older, and at least one person under 18)
 - CO- Child Only Includes any household where all members are age 17 or younger)
- Additional Terms:
 - HH- Household
 - HoH- Head of Household
 - CRP- Current Report Period

TABLE OF CONTENTS

■ Section 1: General Overview.....	5		
■ 1A. NY-522 System Performance Overview.....	6		
■ 1B. Households and Persons Served.....	7		
■ 1C. Number of Households Across All Projects.....	8		
■ 1D. Average Days Homeless.....	9		
■ 1E. Time Distribution of Days Homeless.....	10		
■ Section 2: Exits and Returns.....	11		
■ 2A. Exits to Permanent Destinations: All Households.....	12		
■ 2B. Exits by Destination Type.....	13		
■ 2C. Exits to Permanent Destinations Trend.....	14		
■ 2D. Exits to Permanent Destinations vs. Returns of AO Households.....	15		
■ 2E. Time Distribution of Returns.....	16		
■ 2F. Return Trends.....	17		
■ Section 3: All Households.....	18		
■ 3A. Gender Breakdown.....	19		
■ 3B. Age Breakdown.....	20		
■ 3C. Race and Ethnicity Breakdown.....	21		
■ 3D. Veteran Status.....	22		
■ 3E. Persons Experiencing Chronic Homelessness.....	23		
■ 3F. System Engagement.....	24		
■ 3G. Prior Living Situation.....	25		
■ Section 4: Adult Only Households.....	26		
■ 4A. Gender Breakdown.....	27		
■ 4B. Age Breakdown.....	28		
■ 4C. Race and Ethnicity Breakdown.....	29		
■ 4D. Veteran Status.....	30		
■ 4E. Persons Experiencing Chronic Homelessness.....	31		
■ 4F. System Engagement.....	32		
■ 4G. Prior Living Situation.....	33		
■ Section 5: Adult & Child Households.....	34		
■ 5A. Gender Breakdown.....	35		
■ 5B. Age Breakdown.....	36		
■ 5C. Race and Ethnicity Breakdown.....	37		
■ 5D. Veteran Status.....	38		
■ 5E. Persons Experiencing Chronic Homelessness.....	39		
■ 5F. System Engagement.....	40		
■ 5G. Prior Living Situation.....	41		



SECTION 1: GENERAL OVERVIEW

1A. NY-522 SYSTEM PERFORMANCE OVERVIEW



The NY-522 Jefferson, Lewis, St. Lawrence Counties CoC LSA is generated from the data entered in the CARES Collaborative HMIS (CCHMIS) by the Continuum's Contributing Homeless Organizations (CHO).

Because this CoC does not have 100% HMIS participation from Homeless Services Providers (other than providers that are **prohibited* from HMIS participation) this report is not 100% reflective of the community.

The data in this report was captured by Stella. Stella is an assessment and analysis tool that assists CoCs in understanding how their systems perform. It also provides visual aids that makes data digestible which assists in addressing homelessness within a geographic area.



1,215
HOUSEHOLDS
SERVED




1,804
PEOPLE SERVED



49
Average
Cumulative
Days
Homeless



63%
Exits to
Permanent
Destinations

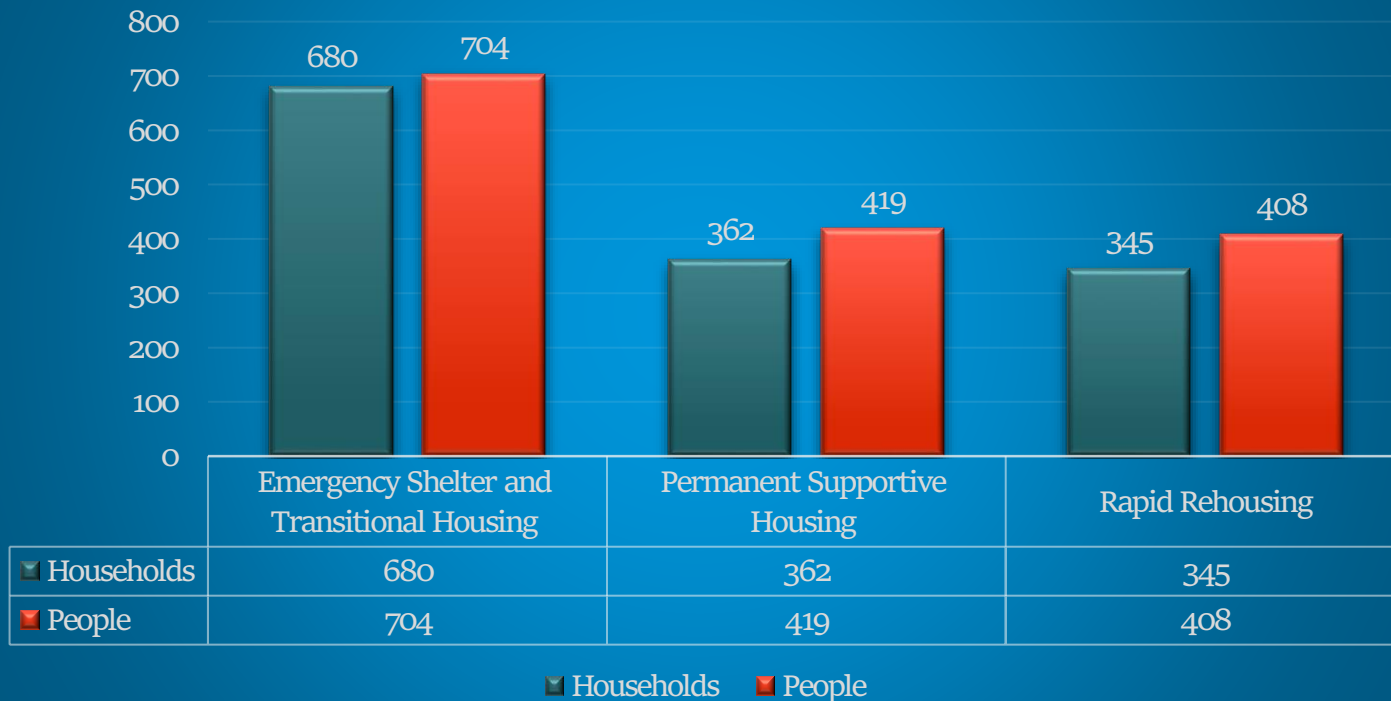


14%
Returns After Exit
To Permanent
Destinations

1B. HOUSEHOLDS AND PERSONS SERVED



Households And Persons Served



Total number of households and people served in the homeless system 10/01/2021 - 09/30/2022 for NY 522

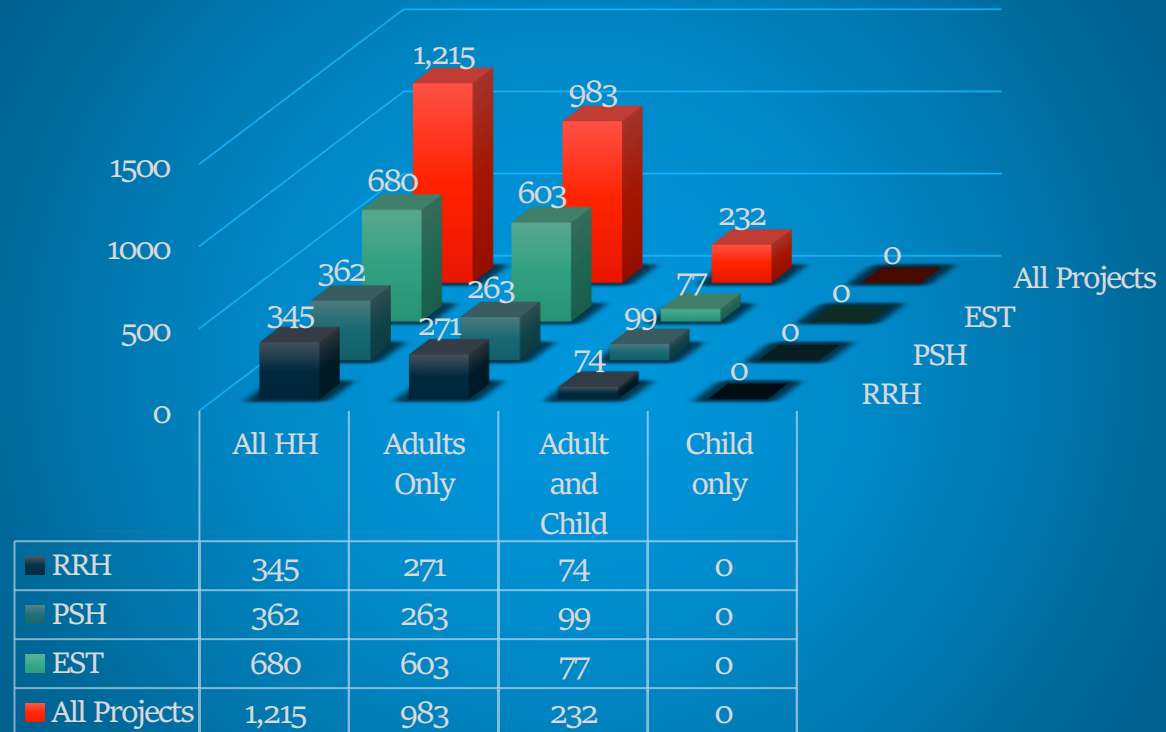
1C. NUMBER OF HOUSEHOLDS ACROSS ALL PROJECTS



This chart displays the number of households served across all project types.

More specifically, it details the number of heads of households in:

- All households
- Adults only
- Adult and child
- Child only households

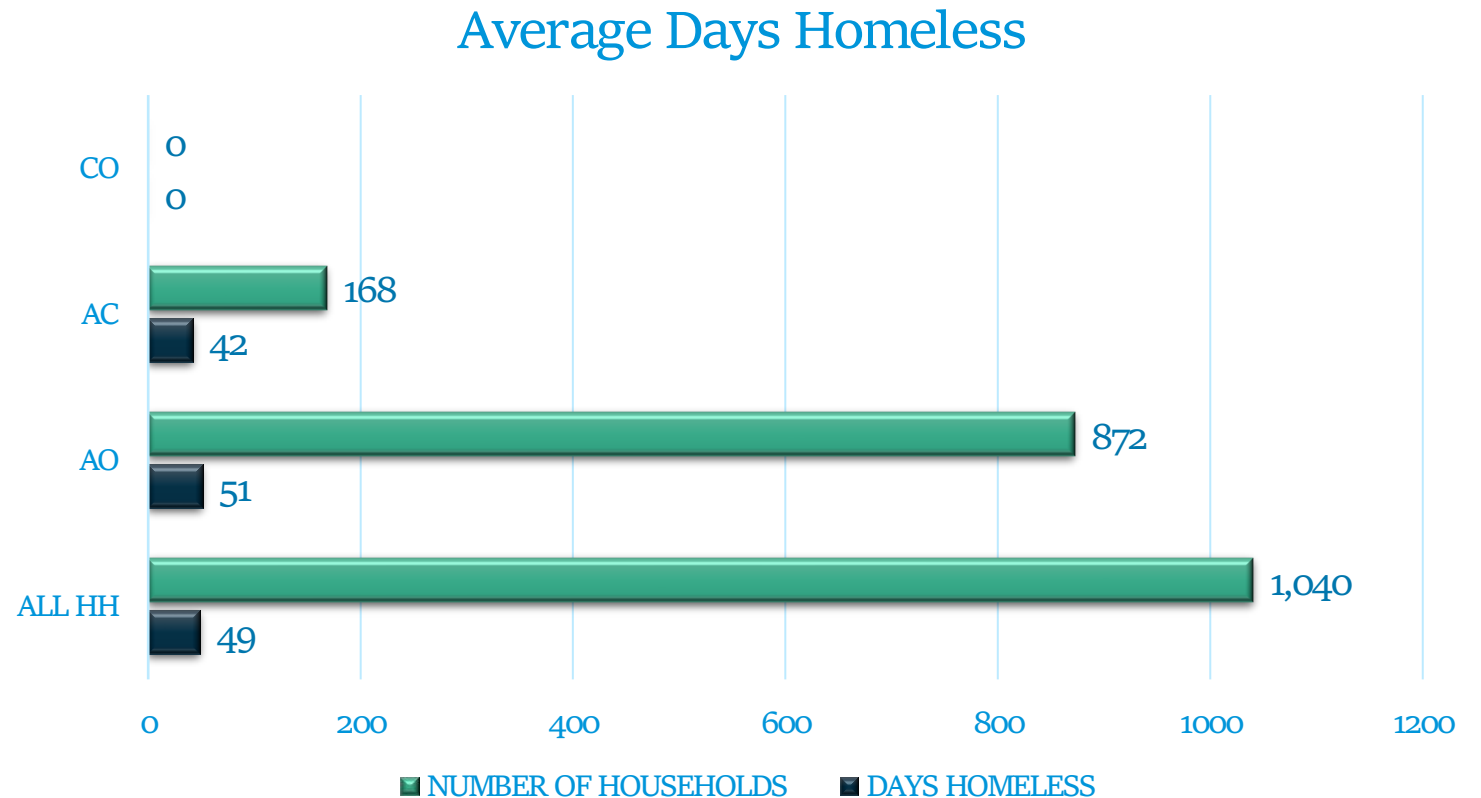


1D. AVERAGE DAYS HOMELESS



The average cumulative, unduplicated number of days that households were served in ES, SH, or TH projects; and days in RRH or PSH prior to move-in.

- Adult only households averaged 51 days homeless.
- Adult and Child households averaged 42 days homeless
- There were no Child Only households served



1E. TIME DISTRIBUTION OF DAYS HOMELESS



Average cumulative days homeless and distribution by defined time intervals for each household type.

Adult Only:

- 67% of adult only households averaged 0-30 days homeless.

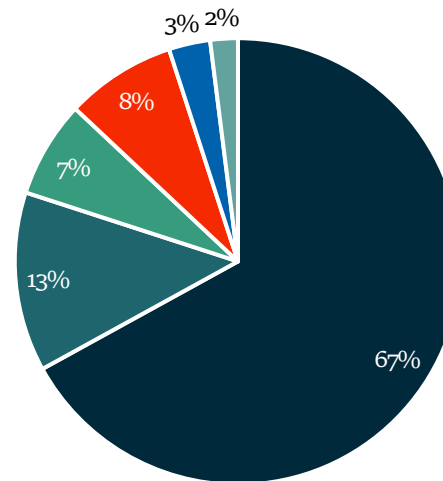
Adult & Child:

- 79% of adults and child households averaged 0-30 days homeless

Child Only:

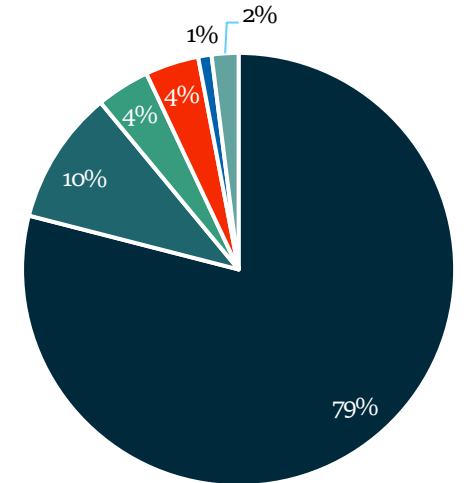
- There were no child only households served

Adult Only



- 0-30 days %
- 31-60 days %
- 61-90 days %
- 91-180 days %
- 181-365 days %
- 366+ days %

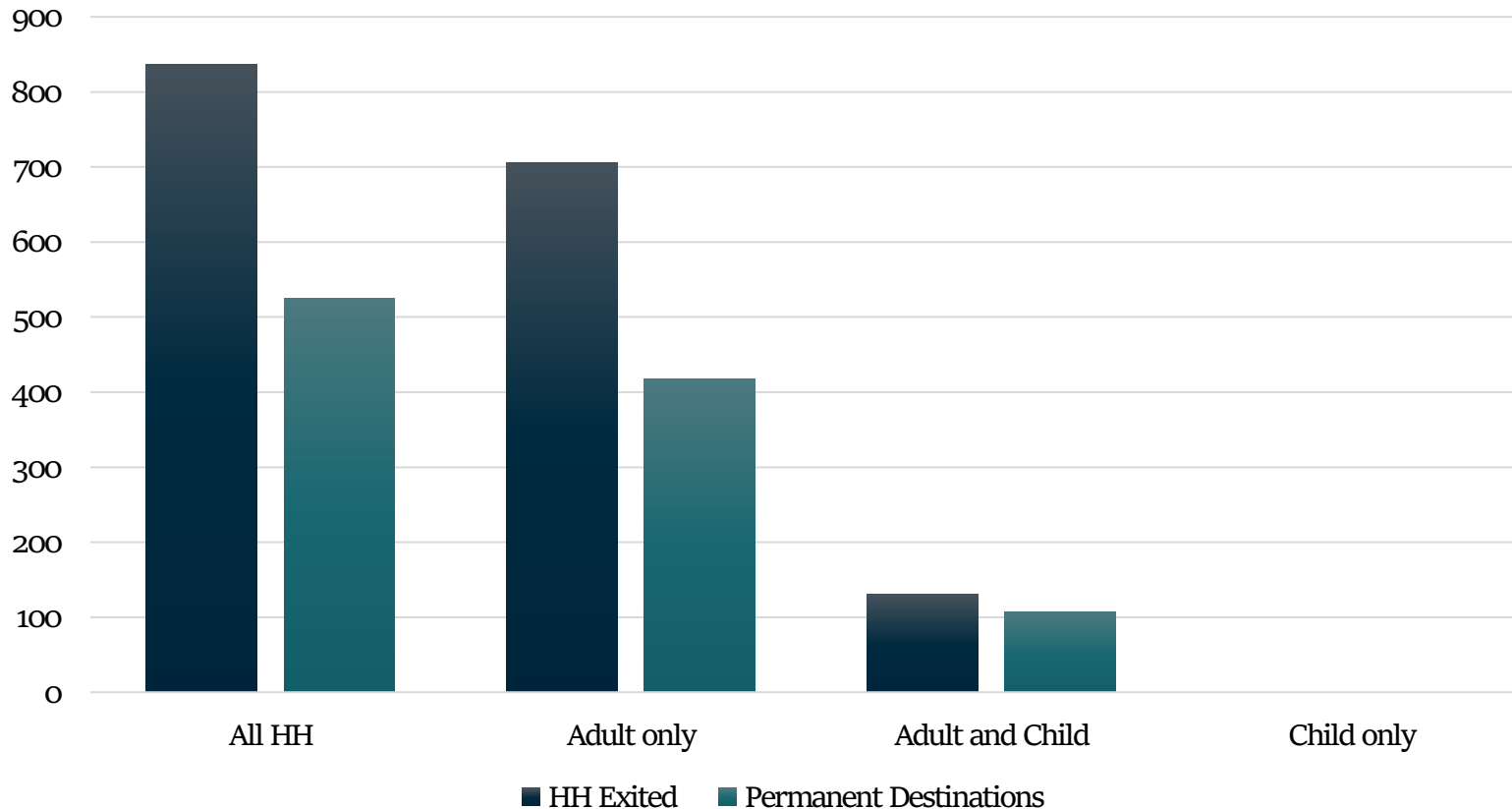
Adult & Child





SECTION 2: EXITS AND RETURNS

2A. EXITS TO PERMANENT DESTINATIONS: ALL HOUSEHOLDS



In the 2021-2022 FY, there were a total of 837 households exited the homeless system.

Of the total households:

- 525 households exited to a permanent destination
- 418 adult only households exited to a permanent destination
- 107 adult & child households exited to a permanent destination
- There were no child only households served

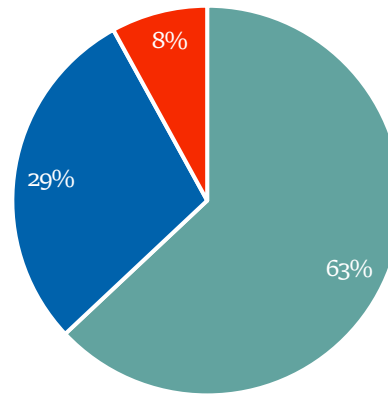
2B. EXITS BY DESTINATION TYPE



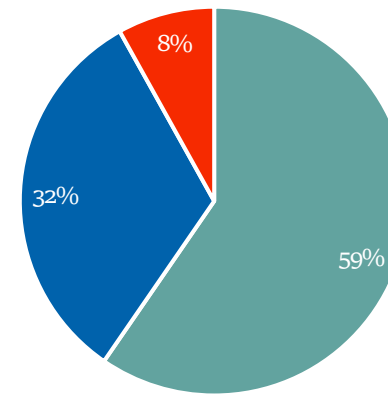
Of the 837 Households that exited the homeless system:

- 29% exited to temporary destinations
- 63% exited to permanent destinations
- 8% exited to unknown destinations

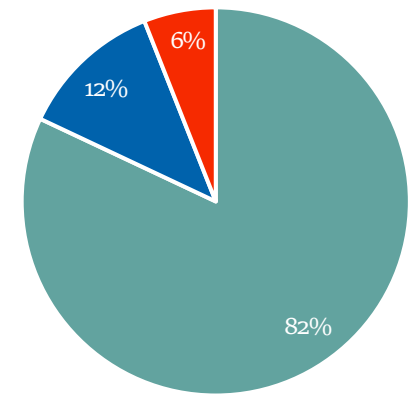
Overall Exits



AO



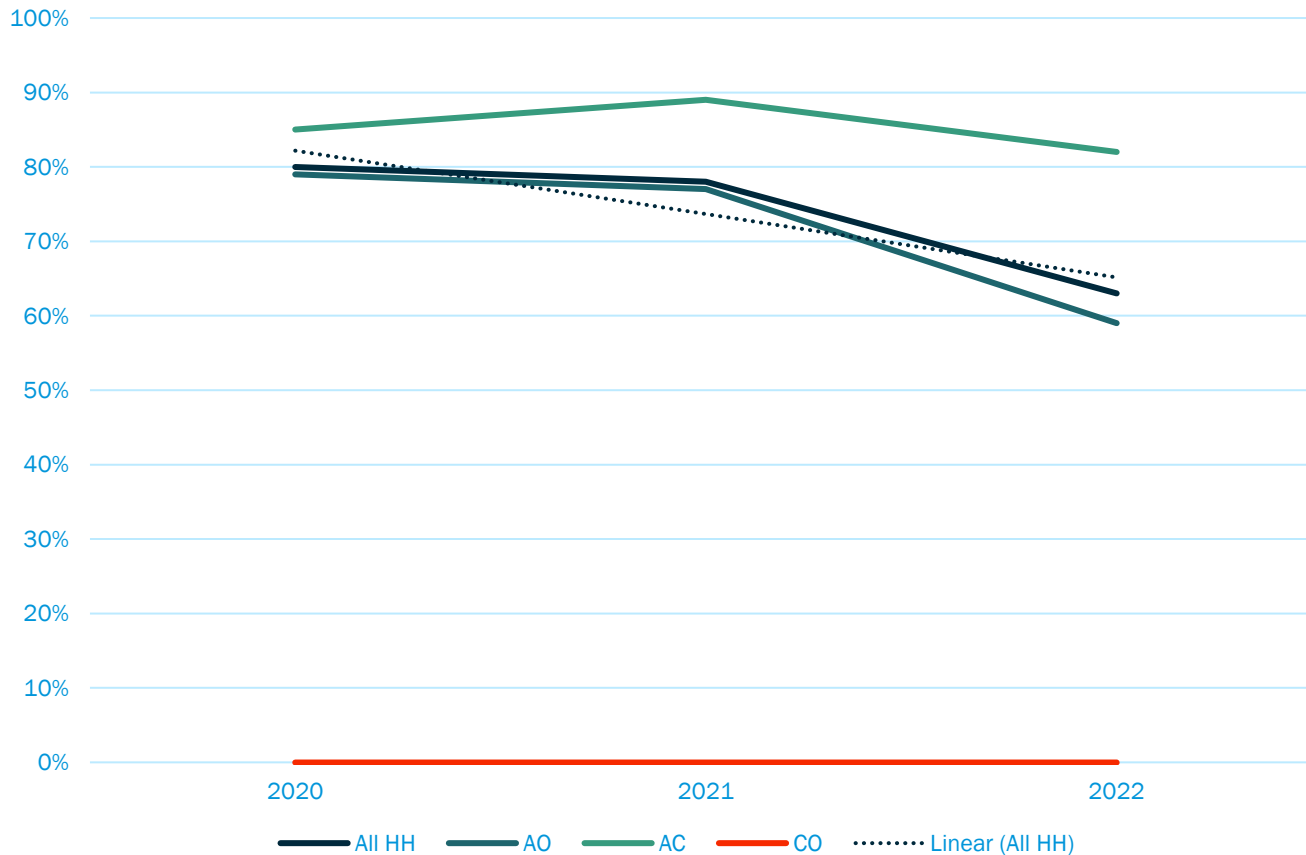
AC



HH TYPE	HH Exited	Permanent Destinations	Temporary Destinations	Unknown Destinations
All HH	837	525	245	67
Adult only	706	418	229	59
Adult and Child	131	107	16	8
Child only	0	0	0	0

- Permanent Destinations
- Temporary Destinations
- Unknown Destinations

2C. EXITS TO PERMANENT DESTINATIONS TREND



Key Takeaways:

- In 2020: of the 396 Households, 317 exited to permanent destinations
- In 2021: of the 501 Households, 392 exited to permanent destinations
- In 2022: of the 837 Households, 525 exited to permanent destinations
- The overall trendline for all three (3) years concludes that between 60% and 80% of all households exit to a permanent destination annually

2D. EXITS TO PERMANENT DESTINATIONS VS. RETURNS OF AO HOUSEHOLDS



Exits vs Returns:

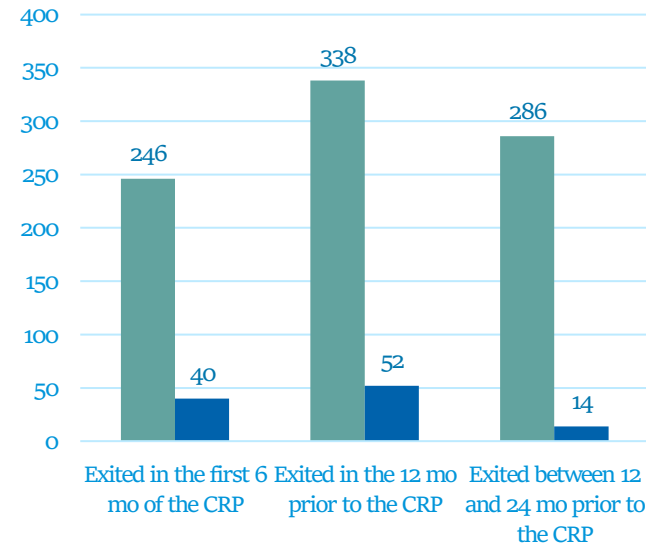
- Within the first 6 months of the Current Report Period (CRP), there was a 14% return rate.
- Within the 12 months period prior to the CRP, there was a 14% return rate.
- Between 12 months and 24 months prior to CRP, there was an 4% return rate.

Despite the length of time, there is less than 15% return rates across all project types within the NY-522 CoC.

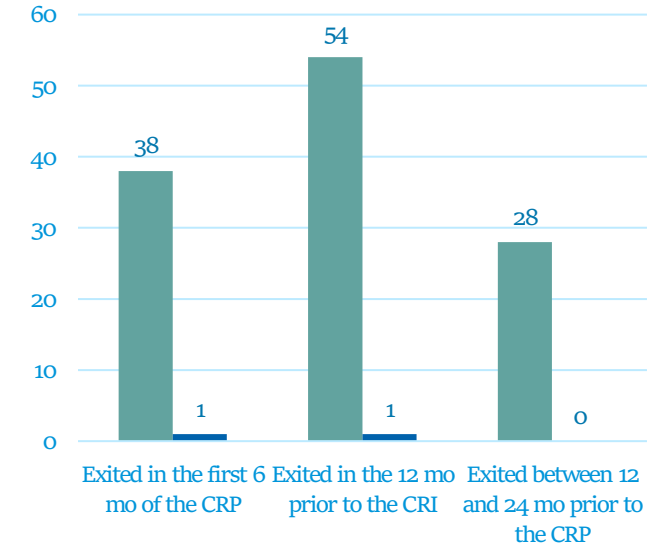
There were:

- 41 HH served within the first 6mos returned
- 53 HH served within the 12mos prior to CRP returned
- 14 HH served between 12mos and 24mos prior to CRP returned

Returns of AO Households



Returns of AC Households



■ Permanent Destination

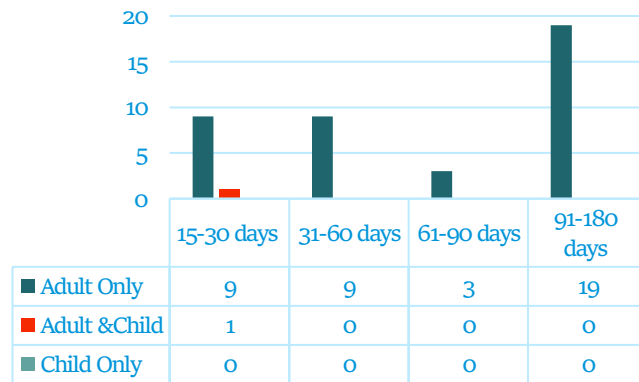
■ Returns

2E. TIME DISTRIBUTION OF RETURNS

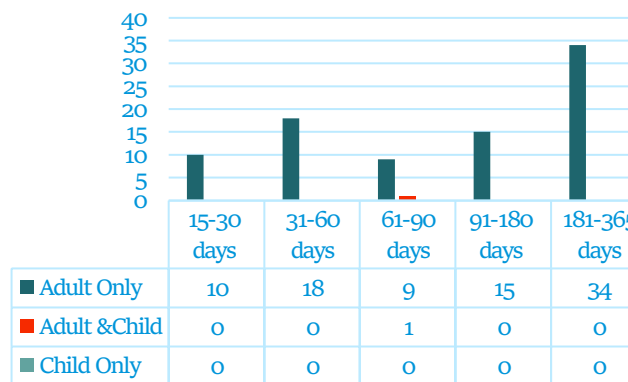


Number of households that returned to the homeless system after exiting to a permanent destination.

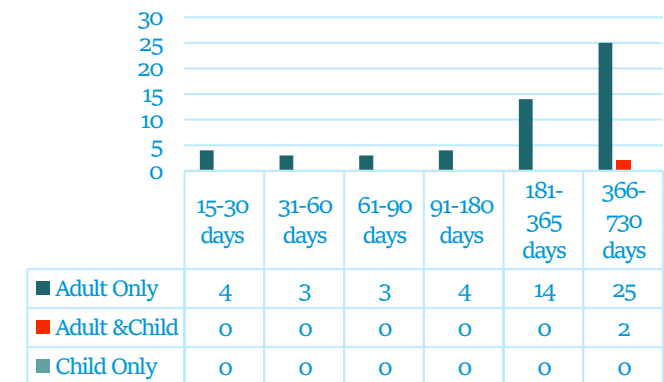
HH that Exited in the first 6 mo of the CRP



HH that Exited 6-12 months of the CRP



HH that Exited between 12 and 24 mo prior to the CRP



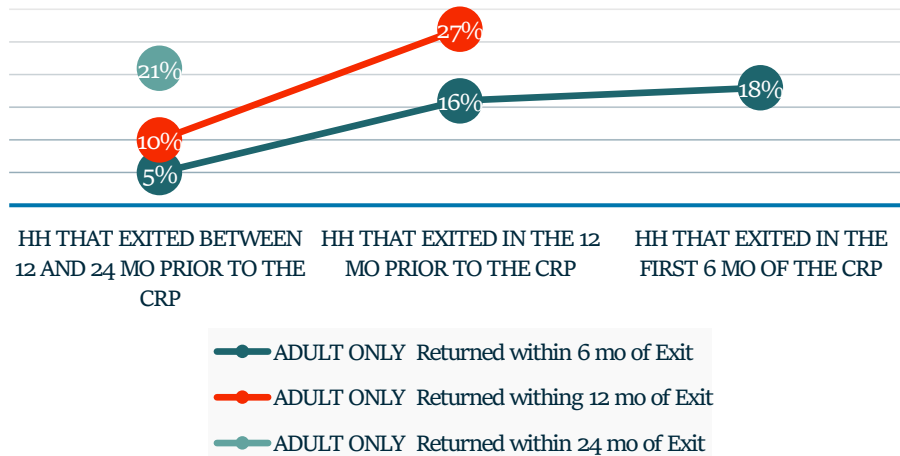
Key takeaways:

- There were a total of 14 households that exited between 12 and 24 months prior to the current report period (CRP) and returned.
- Adult and Child households also saw only 1 return in the first six months of the CRP.
- No CO households were served

2F. RETURN TRENDS

Percent of households that returned to the homeless system within 6, 12, and 24 months after exiting to a permanent destination.

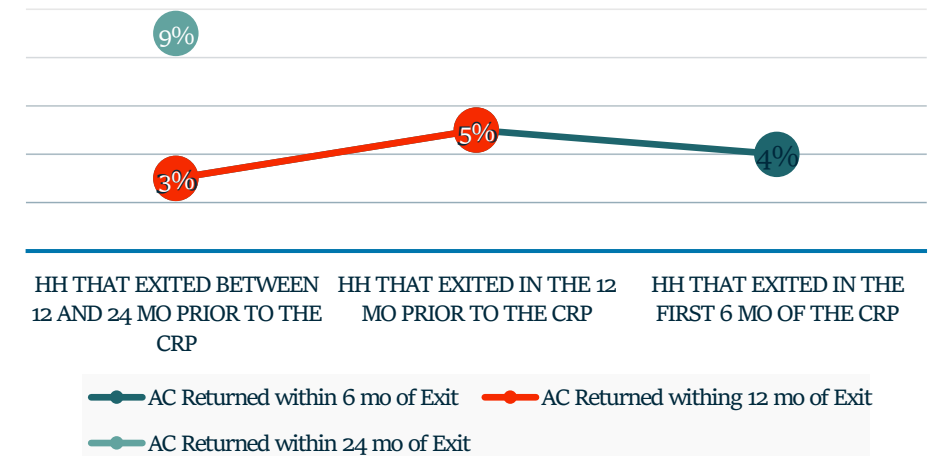
Return Trends: AO HH



Key takeaways:

- Between 2021 and 2022 adult only households saw a 2% increase in returns.
- Between 2021 and 2022 adult and child households saw a 1% decrease in returns.

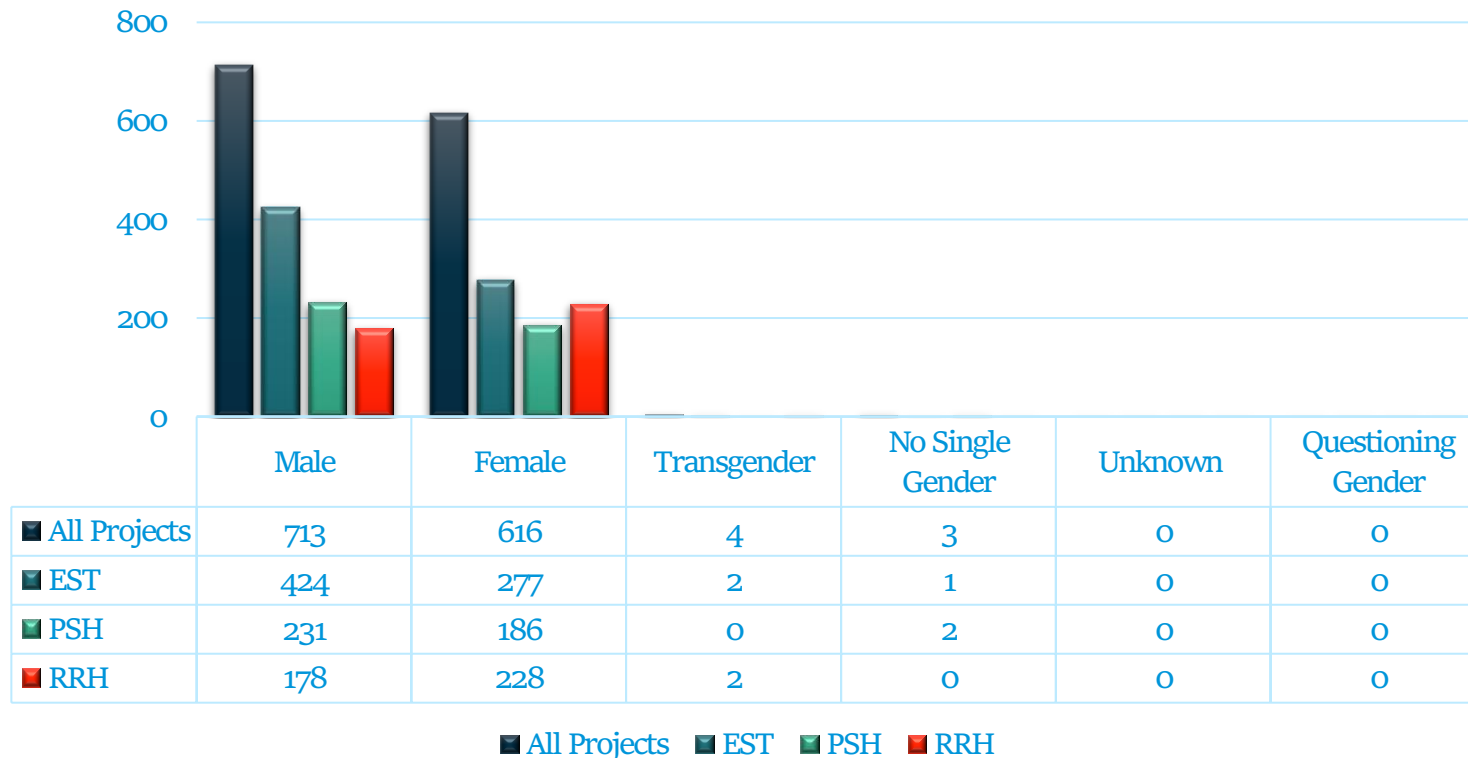
Return Trends: AC HH





SECTION 3: ALL HOUSEHOLDS

3A. GENDER BREAKDOWN: ALL HOUSEHOLDS



There are 1,336 Heads of Households and Adults Served within NY-522.

Stella P captures six different types of categories which include female, male, no single gender, questioning gender, transgender and unknown

Note: The total number households served for each category reflect the total unduplicated number of persons served across all project types. However, there may be some overlap due to persons being served in more than one project type.

3B. AGE BREAKDOWN: ALL HOUSEHOLDS


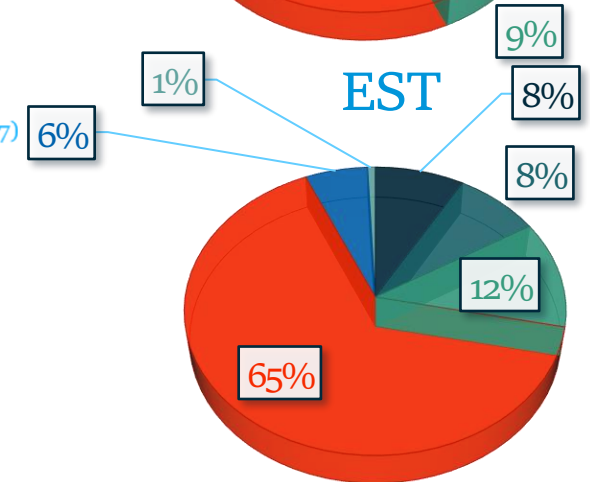
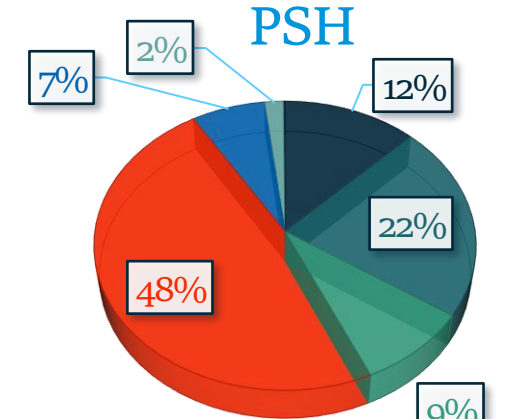
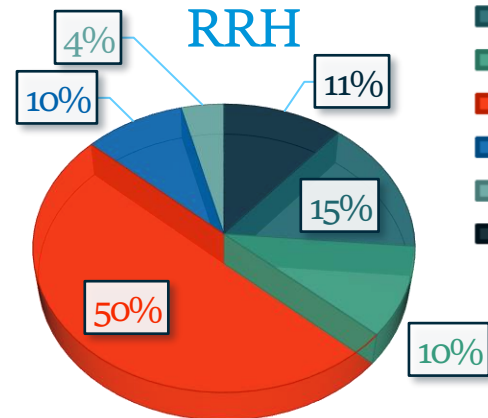
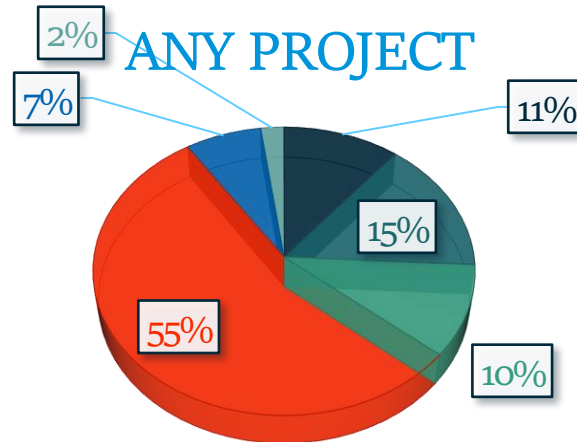


These charts reflect the ages captured of program participants.

Most notably, each project type serves more 25-54 aged persons.

Unknown ages make up less than 1% of ages captured in each project type.

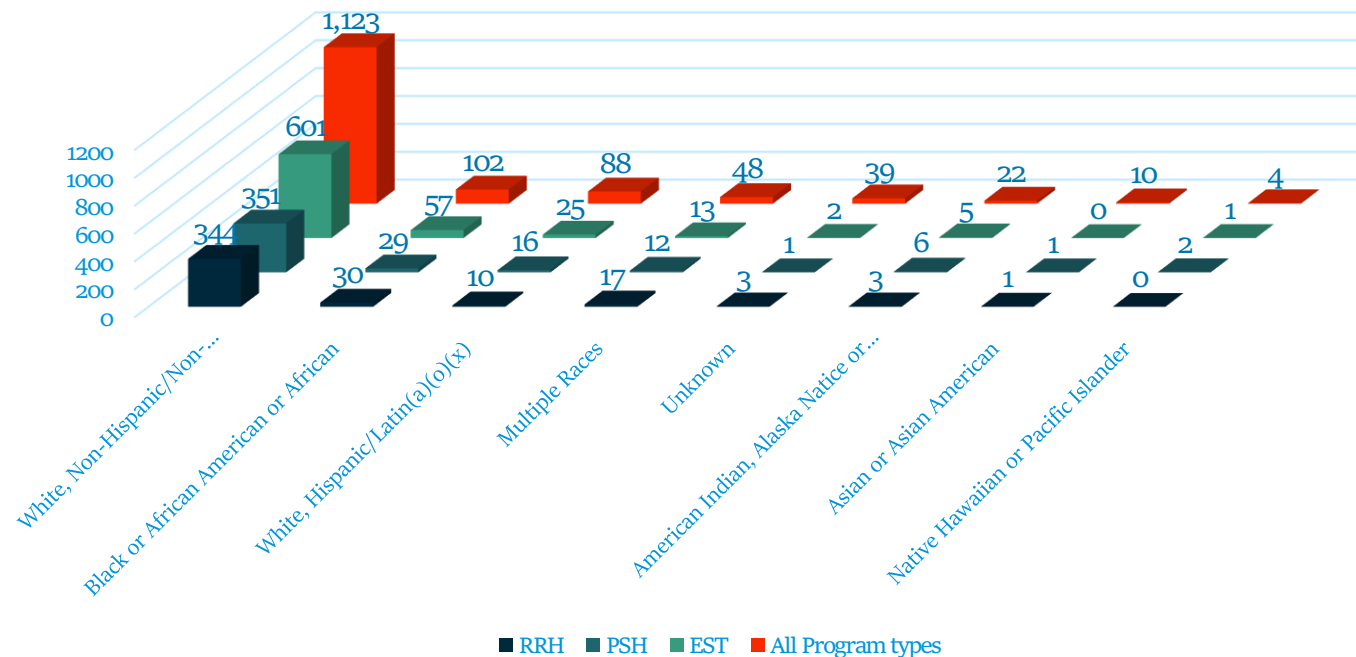
	Any Project	EST	RRH	PSH
Young Children (0-5)	196	70	62	80
School-aged children (6-17)	271	67	84	140
Young Adults (18-24)	185	101	56	57
Adults (25-54)	988	548	278	307
Adults (55-64)	128	49	52	44
Older adults (65+)	38	6	22	11
Unknown	1	0	0	1



3C. RACE AND ETHNICITY BREAKDOWN: ALL HOUSEHOLDS



Race and Ethnicity of HoH and Adults of HoH and Adults



Note on the counties of NY-522:

St. Lawrence County: 93% White/Non-Hispanic/Non-Latin(a)(o)(x) and 2.6% Black/African American/African

Lewis County: 97% White/Non-Hispanic/Non-Latin(a)(o)(x) and .8% Black/African American/African

Jefferson County: 87.3% White/Non-Hispanic/Non-Latin(a)(o)(x) and 6.6% Black/African American/African

Key takeaways:

- Of all Head of Households and Adults served (1,336), White, Non-Hispanic/Non-Latin(a)(o)(x) persons represent 84% (1,123 persons) of households served within NY-522
- Black or African American or African persons make up 8% (102 persons), which indicates a slight overrepresentation.

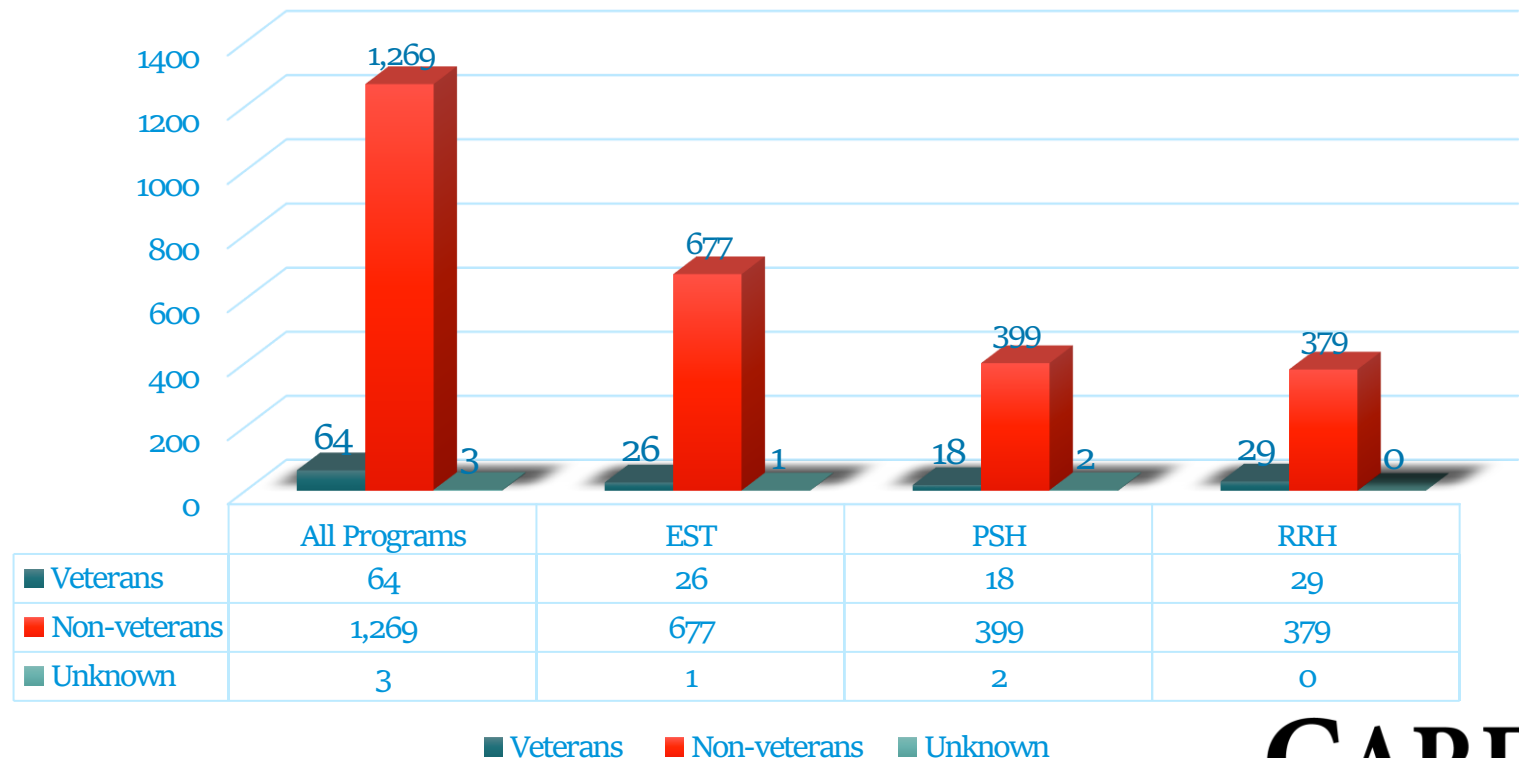
3D. VETERAN STATUS: ALL HOUSEHOLDS



Across all program types, there are more non-veterans served than veterans.

Veterans make up a total of 5% of program participants across all programs (1,336 HH).

Veteran Status of Adults Per Program



3E. PERSONS EXPERIENCING CHRONIC HOMELESSNESS



Chronically homeless HOH and adults in each project type



Emergency Shelters/Transitional Housing serve more participants who are chronically homeless than any other program type.

Only 2% of total program participants of NY-522 are chronically homeless.

*Note: According to HUD, chronically homeless individuals are defined as (1) A “homeless individual with a disability,” as defined in the Act, who: • Lives in a place not meant for human habitation, a safe haven, or in an emergency shelter; and • Has been homeless (as described above) continuously for at least 12 months or on at least 4 separate occasions in the last 3 years where the combined occasions must total at least 12 months”**

3F. SYSTEM ENGAGEMENT: ALL HOUSEHOLDS

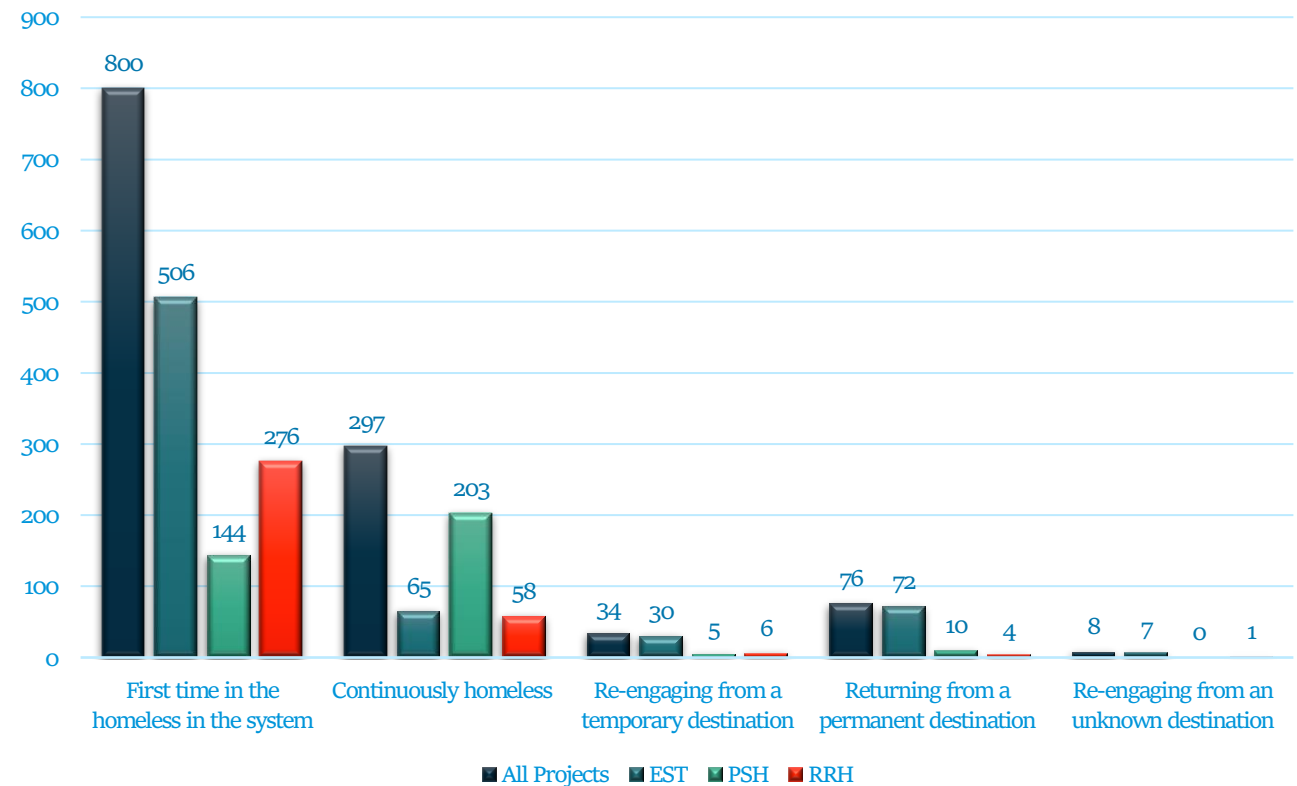


Key Takeaways:

Emergency Shelters/Transitional Housing –
74% of participants in EST are first time homeless

Permanent Supportive Housing –
56% of participants in PSH are continuously
homeless

Rapid Re-Housing –
80% of participants in RRH are first time homeless



Of 1,215 households, 66% of all households served were persons who experienced homelessness for the first time.

3G. PRIOR LIVING SITUATION: ALL HOUSEHOLDS



Key Takeaways:

Emergency Shelter/Transitional Housing:

- 64% of participants in EST previously lived in permanent housing before entering EST.

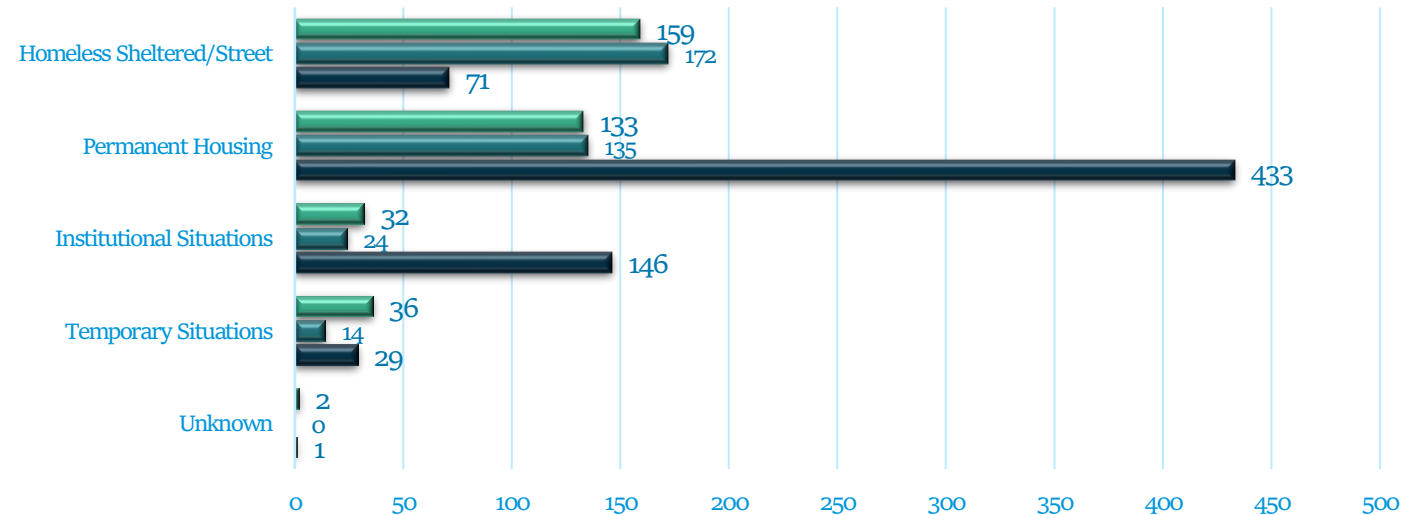
Permanent Supportive Housing:

- 36% of PSH participants were previously homeless sheltered.
- 37% lived in permanent housing before entering PSH.

Rapid Re-Housing:

- 32% of RRH participants were previously homeless sheltered.
- 39% lived in permanent housing before entering RRH.

Prior Living Situation for Households



	Unknown	Temporary Situations	Institutional Situations	Permanent Housing	Homeless Sheltered/Street
PSH	2	36	32	133	159
RRH	0	14	24	135	172
EST	1	29	146	433	71

■ PSH ■ RRH ■ EST

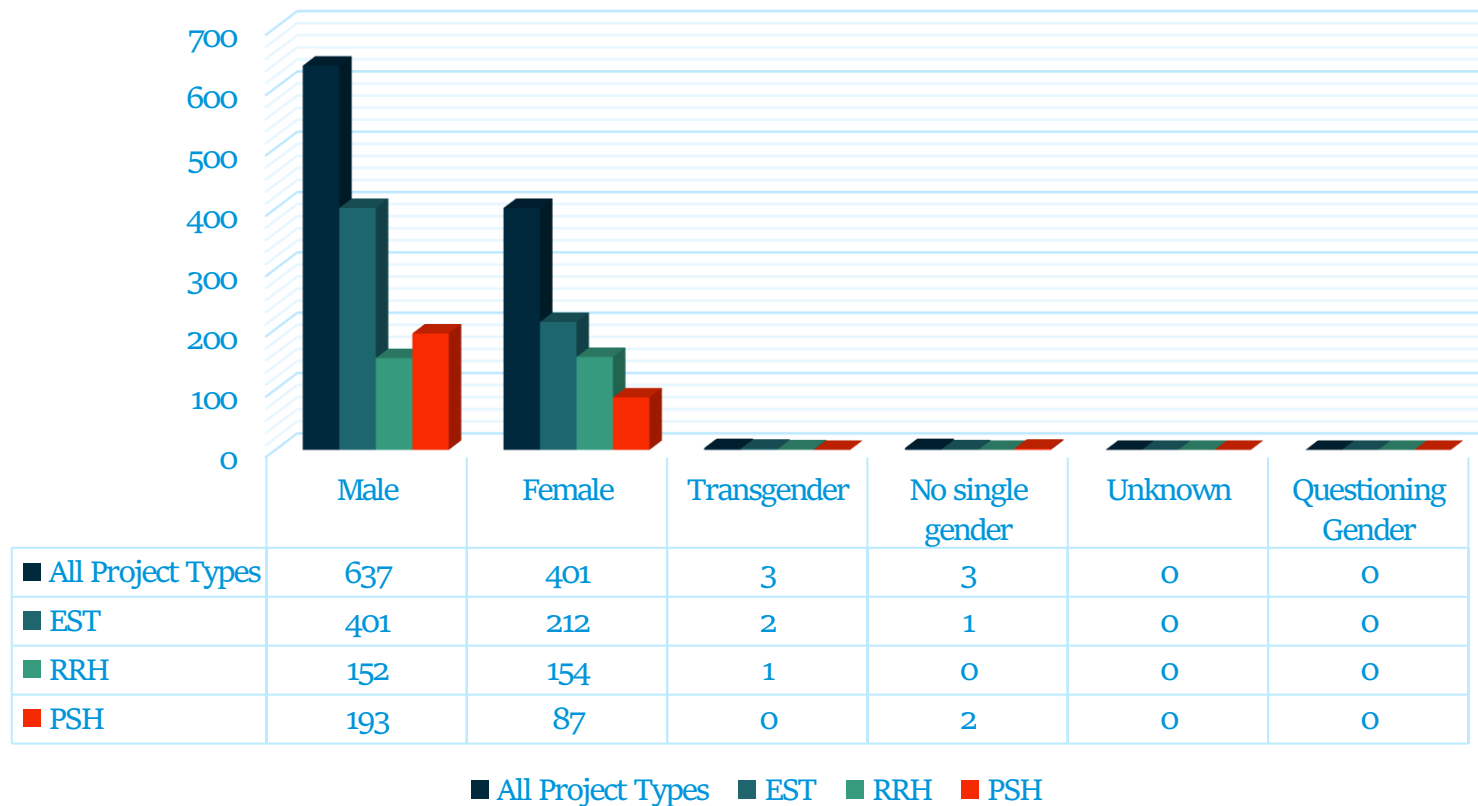


SECTION 4: ADULT ONLY HOUSEHOLDS

4A. GENDER BREAKDOWN: ADULT ONLY HOUSEHOLDS



Gender of HoH and Adults in Adult Only Households



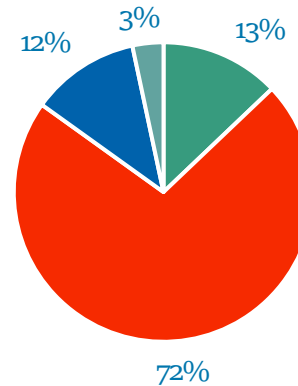
- Stella P captures six different types of categories which include female, male, no single gender, questioning gender, transgender and unknown
- Within AO household, males represented 61% of persons served

4B. AGE BREAKDOWN: ADULT ONLY HOUSEHOLDS



Age of All People in Adult Only HH	All Projects	EST	RRH	PSH
Young Adults (18-24)	135	83	37	38
Adults (25-54)	754	478	198	195
Adults (55-64)	123	49	50	41
Older adults (65+)	35	6	22	8
Unknown	0	0	0	0

Any Project



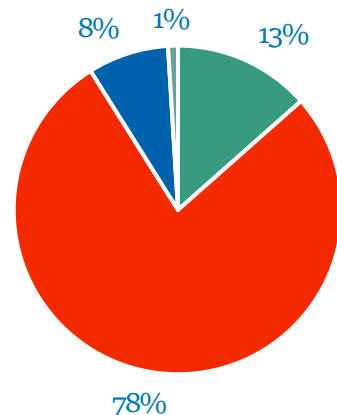
■ Young Adults (18-24)
 ■ Adults (25-54)
 ■ Adults (55-64)
 ■ Older adults (65+)
 ■ Unknown

These charts reflect the ages captured of program participants in Adult Only households.

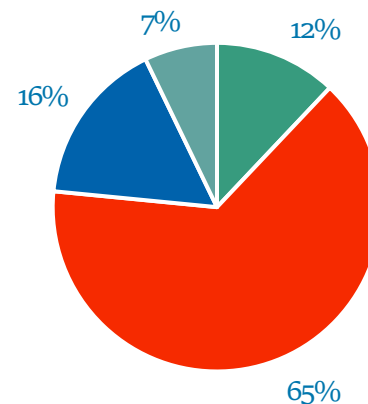
Each project type serves persons aged 25-54 in majority.

There were 0 persons of unknown age served in AO households.

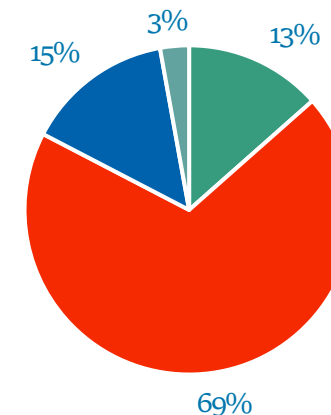
EST



RRH



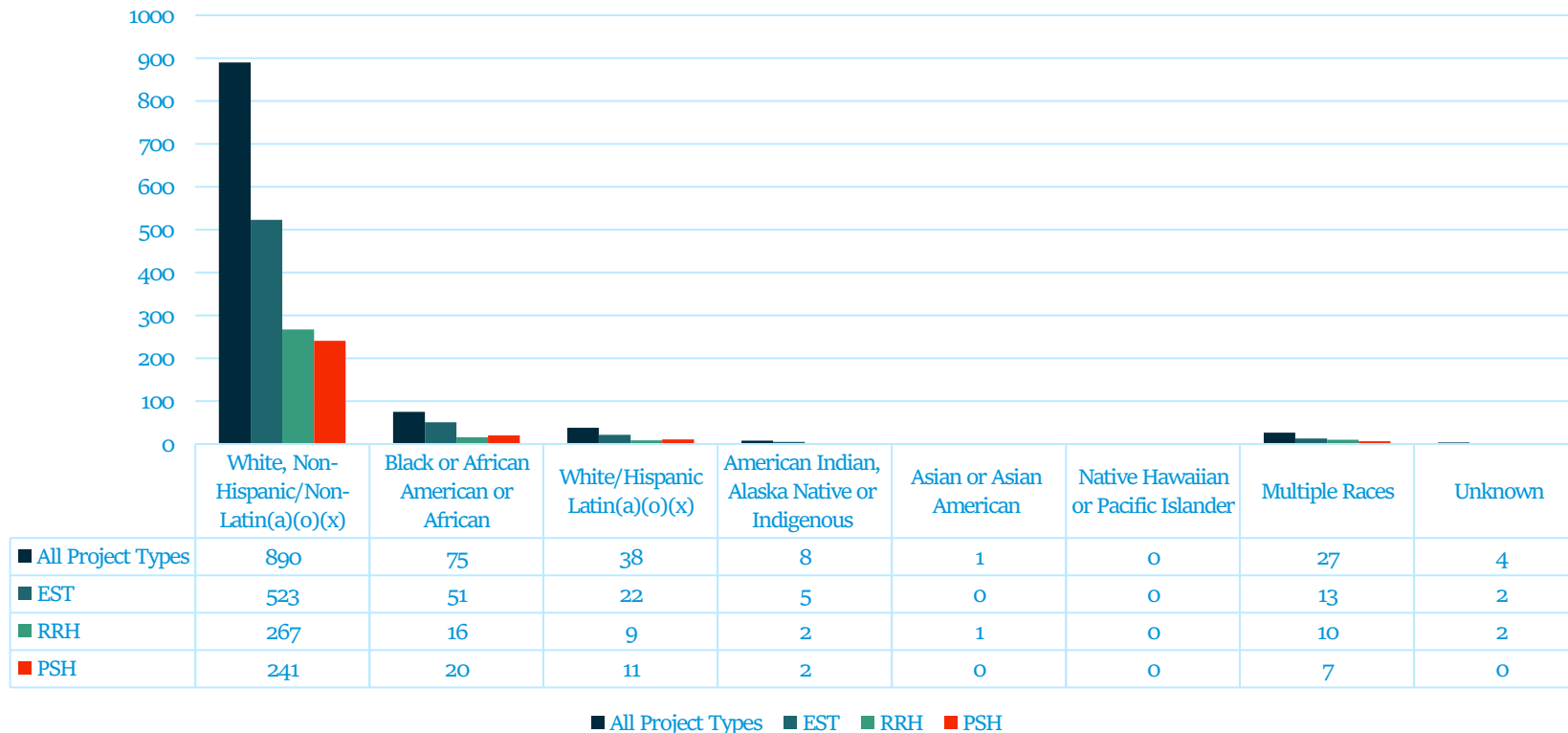
PSH



4C. RACE & ETHNICITY BREAKDOWN: ADULT ONLY HOUSEHOLDS



Ethnicity of HoH and Adults in Adult Only Households



Key takeaway:

- Of all Head of Households and Adults served in AO HH (1,044), White, Non-Hispanic/Non-Latin(a)(o)(x) persons represent 85% (890 persons) of households served within NY-522
- Black or African American or African persons make up 7% (75 persons), which indicates an overrepresentation.

Note on the counties of NY-522:

St. Lawrence County: 93% White/Non-Hispanic/Non-Latin(a)(o)(x) and 2.6% Black/African American/African

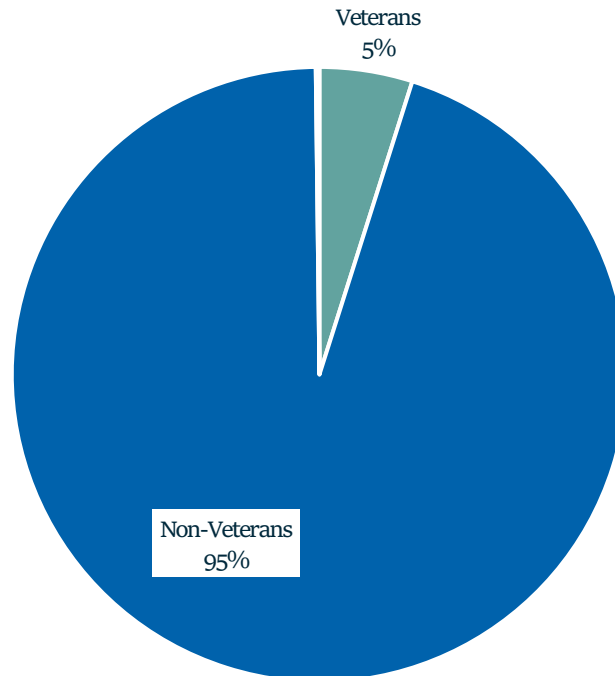
Lewis County: 97% White/Non-Hispanic/Non-Latin(a)(o)(x) and .8% Black/African American/African

Jefferson County: 87.3% White/Non-Hispanic/Non-Latin(a)(o)(x) and 6.6% Black/African American/African

4D. VETERAN STATUS: ADULT ONLY HOUSEHOLDS



Veteran Status of Adults (All Project Types)



Veteran Status of Adults	All Project Types	EST	RRH	PSH
Veterans	51	23	23	13
Non-Veterans	991	592	284	268
Unknown	2	1	0	1

Across all program types, there are more non-veterans served than veterans in AO households.

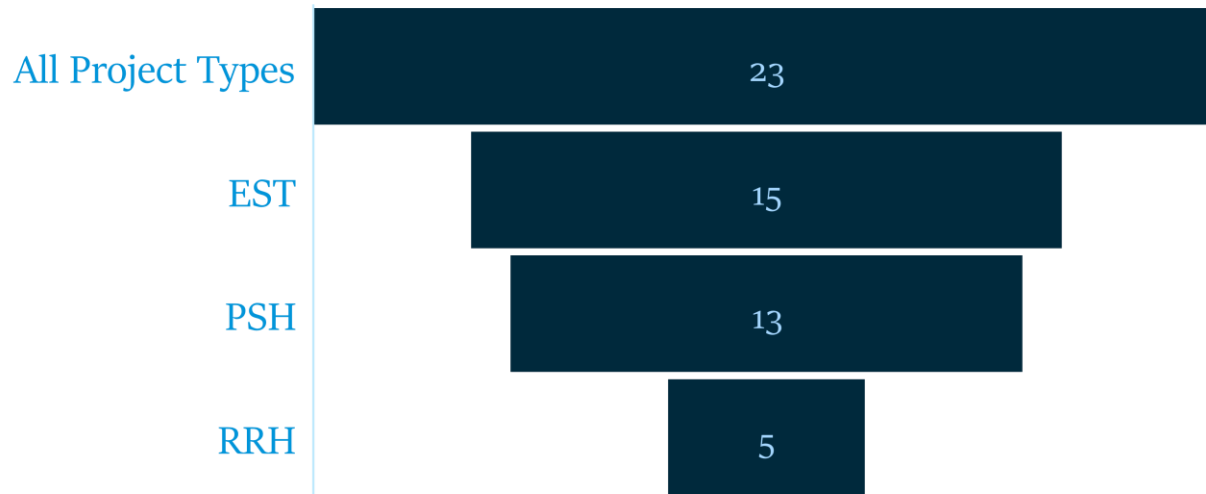
Veterans make up a total of 5% of program participants in AO households.

4E. PERSONS EXPERIENCING CHRONIC HOMELESSNESS: ADULT ONLY HOUSEHOLDS



of HoH and Adults Experiencing Chronic Homelessness in AO Households

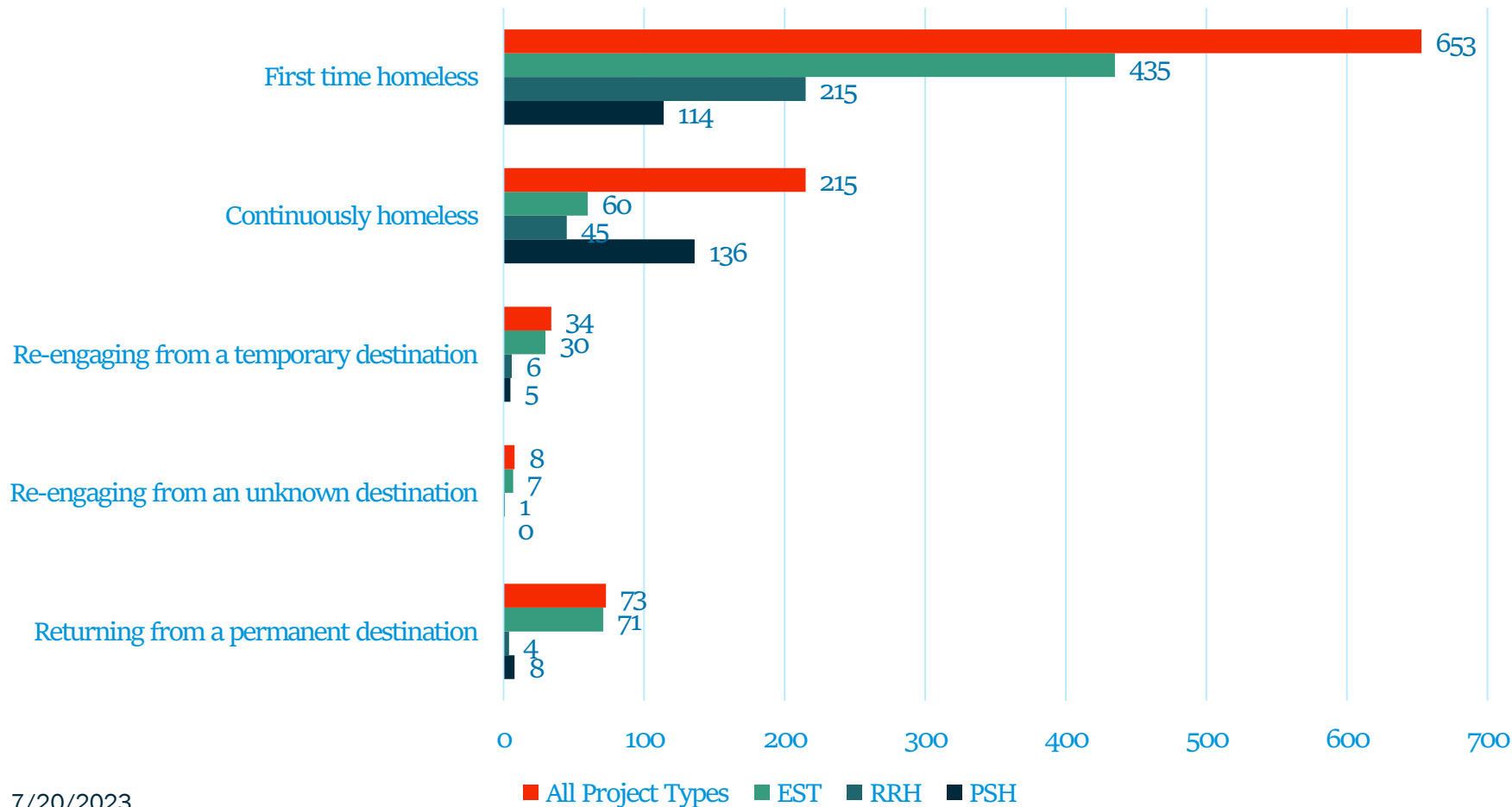
■ Chronically Homeless



- Of the 1,044 adults served in AO households, 23 (2%) are experiencing chronic homelessness (as defined by HUD)
- Emergency Shelters/Transitional Housing serve more participants who are chronically homeless than any other program type.

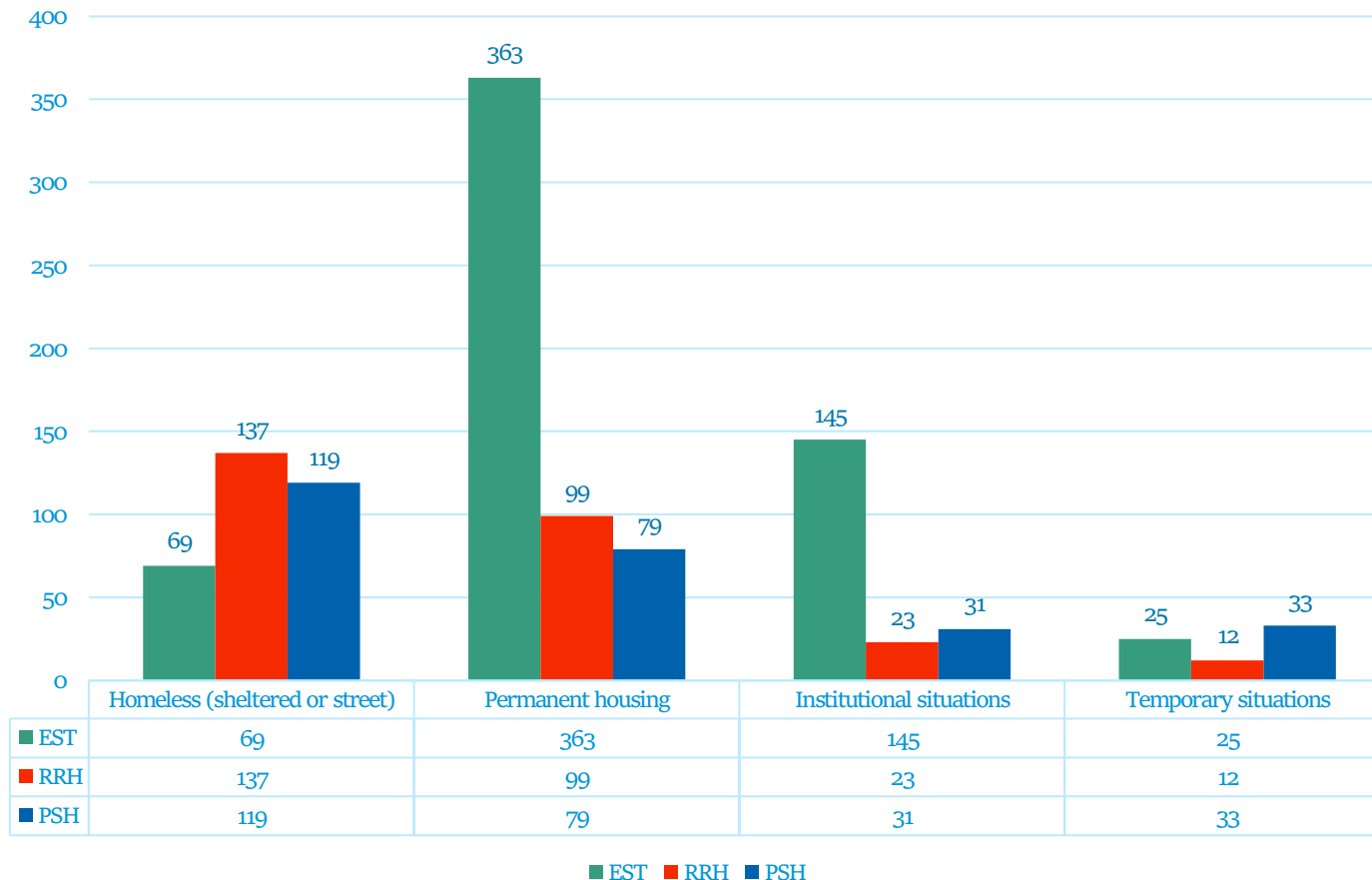
*Note: According to HUD, chronically homeless individuals are defined as “(1) A “homeless individual with a disability,” as defined in the Act, who: • Lives in a place not meant for human habitation, a safe haven, or in an emergency shelter; and • Has been homeless (as described above) continuously for at least 12 months or on at least 4 separate occasions in the last 3 years where the combined occasions must total at least 12 months”**

4F. SYSTEM ENGAGEMENT: ADULT ONLY HOUSEHOLDS



- Of 983 AO households:
- 66% (653 HH) of adult only households served were persons who experienced homelessness for the first time.
 - 22% (215 HH) of adult only households served were persons experiencing continuous homelessness

4G. PRIOR LIVING SITUATIONS: ADULT ONLY HOUSEHOLDS



- **Emergency Shelter/Transitional Housing:**
 - 60% of participants in EST were living in permanent housing prior.
- **Permanent Supportive Housing:**
 - 46% of participants in PSH were living in homeless situations (sheltered or street) prior.
- **Rapid Re-Housing:**
 - 51% of RRH participants were living in homeless situations (sheltered or street) prior.

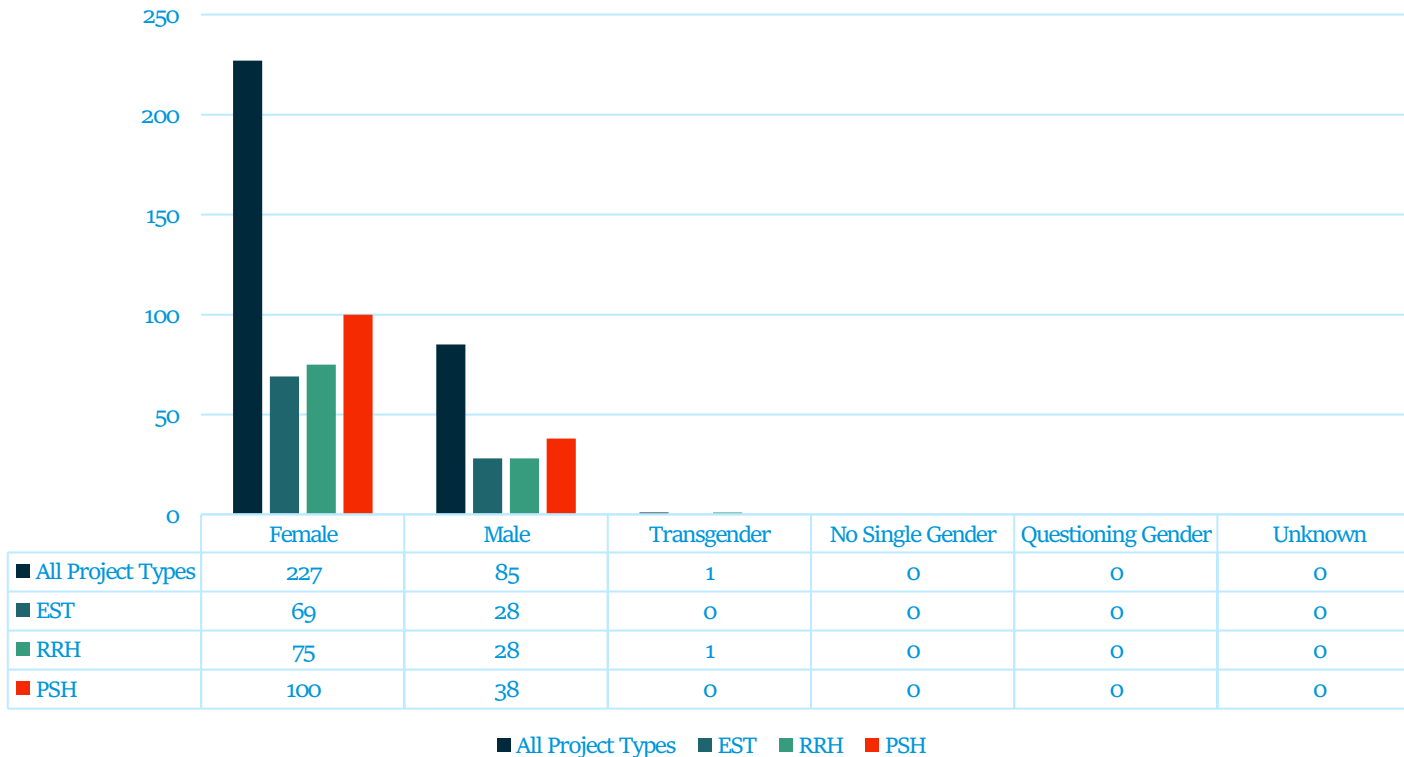


SECTION 5: ADULT & CHILD HOUSEHOLDS

5A. GENDER BREAKDOWN: ADULT & CHILD HOUSEHOLDS



Gender of HoH and Adults in AC Households



- Stella P captures six different types of categories which include female, male, no single gender, questioning gender, transgender and unknown
- In contrast to AO households, within AC households 73% of adults served were female

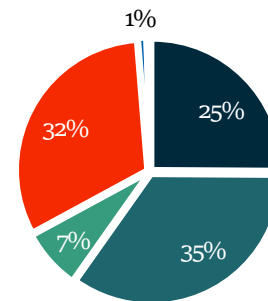
5B. AGE BREAKDOWN: ADULT & CHILD HOUSEHOLDS



These charts reflect the ages captured of program participants in Adult & Child households.

Each project type serves adults 25-54 in majority and children ages 0-17.

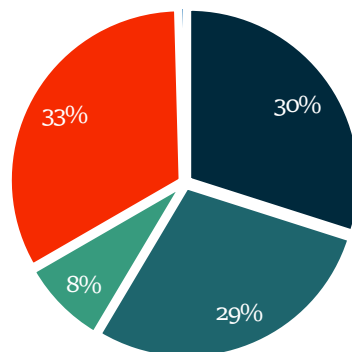
All Projects



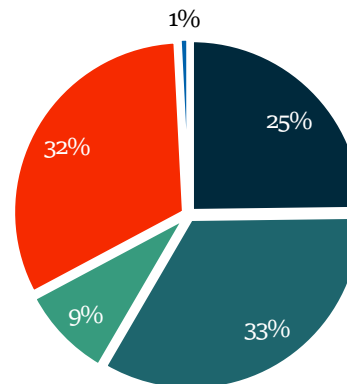
Age of All Persons in Household	All Projects	EST	RRH	PSH
Young children (0-5)	196	70	62	80
School-aged children (6-17)	271	67	84	140
Young adults (18-24)	57	19	22	19
Adults (25-54)	247	77	80	113
Adults (55-64)	6	1	2	3
Older adults (65+)	3	0	0	3
Unknown	1	0	0	1

- Young Children (0-5)
- School-aged children (6-17)
- Young Adults (18-24)
- Adults (25-54)
- Adults (55-64)
- Older adults (65+)
- Unknown

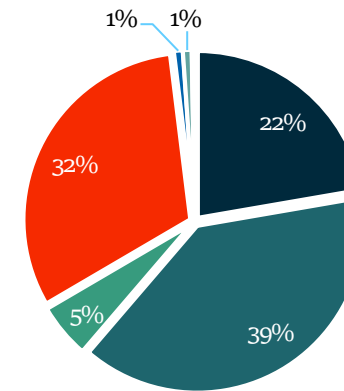
EST



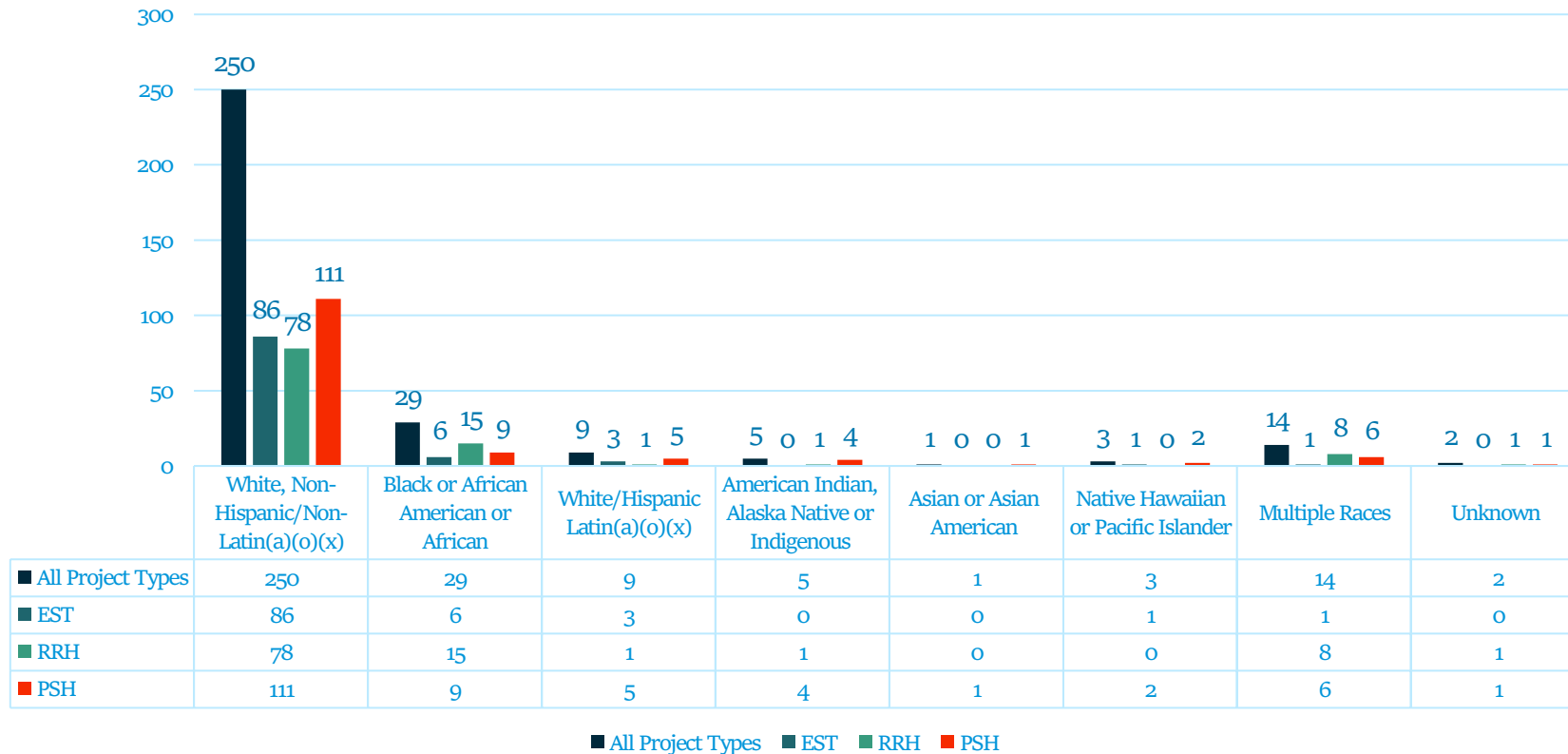
RRH



PSH



5C. RACE & ETHNICITY BREAKDOWN: ADULT & CHILD HOUSEHOLDS



Key takeaway:

- Of all Adults served in AO HH (313 persons), White, Non-Hispanic/Non-Latin(a)(o)(x) persons represent 80% (250 persons) of households served within NY-522
- Black or African American or African persons make up 9% (29 persons), which indicates an overrepresentation.

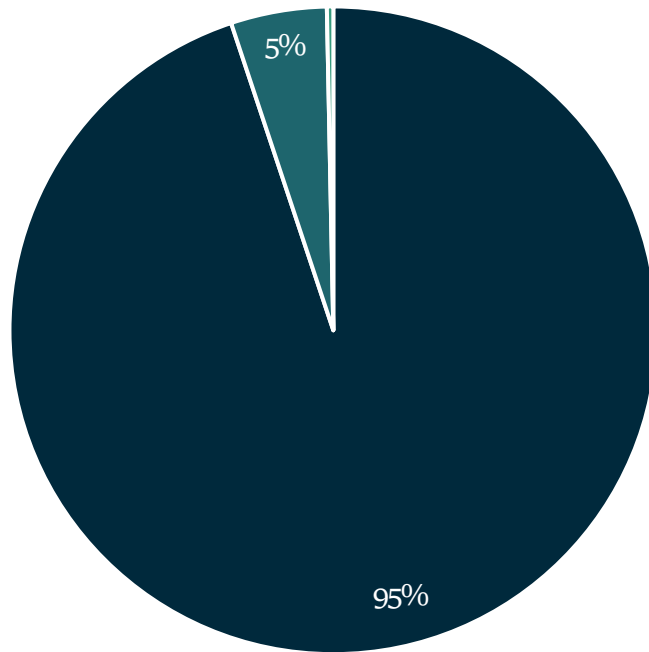
Note on the counties of NY-522:

St. Lawrence County: 93% White/Non-Hispanic/Non-Latin(a)(o)(x) and 2.6% Black/African American/African

Lewis County: 97% White/Non-Hispanic/Non-Latin(a)(o)(x) and .8% Black/African American/African

Jefferson County: 87.3% White/Non-Hispanic/Non-Latin(a)(o)(x) and 6.6% Black/African American/African

5D. VETERAN STATUS : ADULT & CHILD HOUSEHOLDS



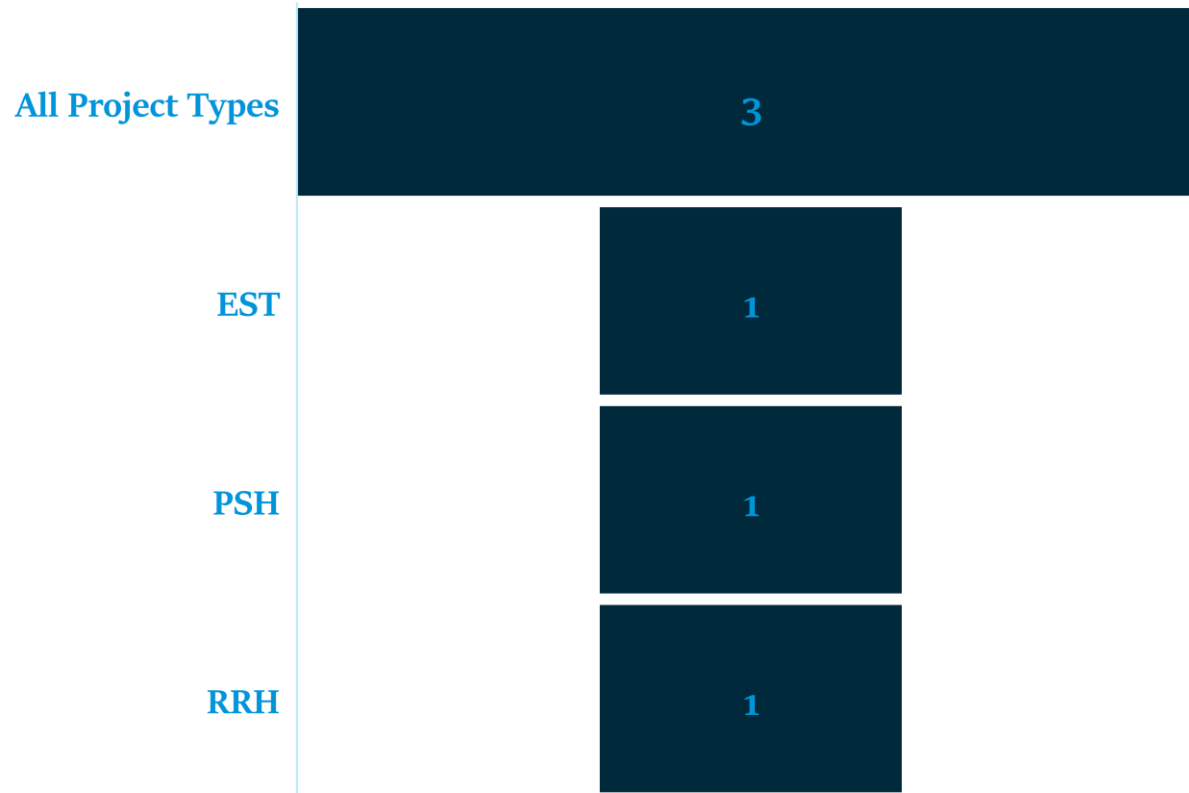
■ Non-Veterans ■ Veterans ■ Unknown

Veteran Status of Adults	All Project Types	EST	RRH	PSH
Non-Veterans	297	94	97	132
Veterans	15	3	7	5
Unknown	1	0	0	1

Across all program types, there are more non-veterans served than veterans in AC households.

Veterans make 5% of program participants in AC households

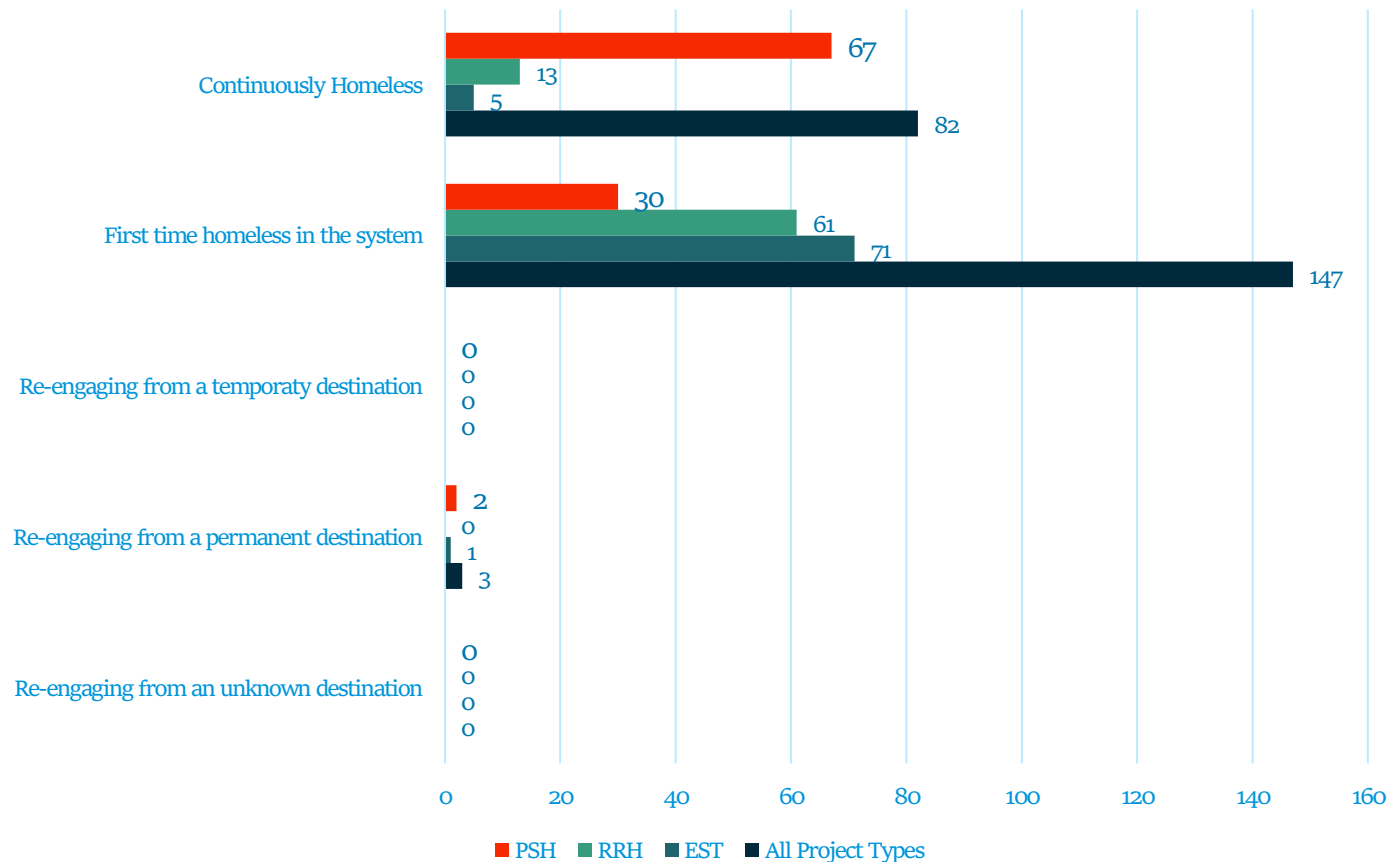
5E. CHRONIC HOMELESSNESS: ADULT & CHILD HOUSEHOLDS



- Of the 313 adults served in AC households, 3 (1%) are experiencing chronic homelessness (as defined by HUD).
- All program types serve the same number of participants in AC HH for NY-522.

*Note: According to HUD, chronically homeless individuals are defined as “(1) A “homeless individual with a disability,” as defined in the Act, who: • Lives in a place not meant for human habitation, a safe haven, or in an emergency shelter; and • Has been homeless (as described above) continuously for at least 12 months or on at least 4 separate occasions in the last 3 years where the combined occasions must total at least 12 months”**

5F. SYSTEM ENGAGEMENT: ADULT & CHILD HOUSEHOLDS



■ Of 232 AC households:

- 63% (147 HH) of all households served were persons who experienced homelessness for the first time.
- 35% (82 HH) of all households served were persons experiencing continuous homelessness

5G. PRIOR LIVING SITUATIONS OF ADULT & CHILD HOUSEHOLDS



Key Takeaways:

Emergency Shelter/Transitional Housing:

- 91% of participants in EST previously lived in from permanent housing.

Permanent Supportive Housing:

- 55% of PSH participants were previously lived in from permanent housing.

Rapid Re-Housing:

- 49% of RRH participants were previously lived in from permanent housing.

Prior Living Situation	EST	RRH	PSH
Homeless (sheltered or street)	2	35	40
Permanent housing	70	36	54
Institutional situations	1	1	1
Temporary situations	4	2	3
Unknown	0	0	1

