

A COMPREHENSIVE OVERVIEW OF COC DATA AS SUBMITTED TO HUD IN
THE 2022 LONGITUDINAL SYSTEM ANALYSIS (LSA) REPORT.

CARES



OF NY, INC

ENDING HOMELESSNESS

www.caresny.org

HMIS ANNUAL REPORT FRANKLIN, ESSEX COUNTIES COC 10/1/2021-9/30/2022

READING THIS REPORT:



- The LSA includes the following HMIS Project Types:
 - EST- Emergency Shelter and Transitional Housing
 - Emergency Shelter (ES) includes any facility with overnight sleeping accommodations, the primary purpose of which is to provide temporary shelter for the homeless in general or for specific populations of the homeless.
 - Transitional Housing (TH) provides temporary housing with supportive services to individuals and families experiencing homelessness with the goal of interim stability and support to successfully move to and maintain permanent housing.
 - RRH- Rapid Re-Housing
 - Rapid Re-Housing (RRH) is permanent housing that provides short-term (up to three months) and medium-term (4-24 months) tenant-based rental assistance and supportive services to households experiencing homelessness.
 - PSH- Permanent Supportive Housing
 - Permanent Supportive Housing (PSH) is permanent housing in which housing assistance (e.g., long-term leasing or rental assistance) and supportive services are provided to assist households with at least one member (adult or child) with a disability in achieving housing stability
 - SH- Safe Haven
 - Safe Haven (SH), as defined in the Supportive Housing Program, is a form of supportive housing that serves hard-to-reach homeless persons with severe mental illness who come primarily from the streets and have been unable or unwilling to participate in housing or supportive services.
- New categorization of Household Types have been included in the LSA:
 - AO- Adult Only (Includes any household where all members are age 18 or older)
 - AC- Adult and Child (Includes any household of at least one person ages 18 or older, and at least one person under 18)
 - CO- Child Only Includes any household where all members are age 17 or younger)
- Additional Terms:
 - HH- Household
 - HoH- Head of Household
 - CRP- Current Report Period

TABLE OF CONTENTS

■ Section 1: General Overview.....	5		
■ 1A. NY-520 System Performance Overview.....	6		
■ 1B. Households and Persons Served.....	7		
■ 1C. Number of Households Across All Projects.....	8		
■ 1D. Average Days Homeless.....	9		
■ 1E. Time Distribution of Days Homeless.....	10		
■ Section 2: Exits and Returns.....	11		
■ 2A. Exits to Permanent Destinations: All Households.....	12		
■ 2B. Exits by Destination Type.....	13		
■ 2C. Exits to Permanent Destinations Trend.....	14		
■ 2D. Exits to Permanent Destinations vs. Returns of AO Households.....	15		
■ 2E. Time Distribution of Returns.....	16		
■ 2F. Return Trends.....	17		
■ Section 3: All Households.....	18		
■ 3A. Gender Breakdown.....	19		
■ 3B. Age Breakdown.....	20		
■ 3C. Race and Ethnicity Breakdown.....	21		
■ 3D. Veteran Status.....	22		
■ 3E. Persons Experiencing Chronic Homelessness.....	23		
■ 3F. System Engagement.....	24		
■ 3G. Prior Living Situation.....	25		
■ Section 4: Adult Only Households.....	26		
■ 4A. Gender Breakdown.....	27		
■ 4B. Age Breakdown.....	28		
■ 4C. Race and Ethnicity Breakdown.....	29		
■ 4D. Veteran Status.....	30		
■ 4E. Persons Experiencing Chronic Homelessness.....	31		
■ 4F. System Engagement.....	32		
■ 4G. Prior Living Situation.....	33		
■ Section 5: Adult & Child Households.....	34		
■ 5A. Gender Breakdown.....	35		
■ 5B. Age Breakdown.....	36		
■ 5C. Race and Ethnicity Breakdown.....	37		
■ 5D. Veteran Status.....	38		
■ 5E. Persons Experiencing Chronic Homelessness.....	39		
■ 5F. System Engagement.....	40		
■ 5G. Prior Living Situation.....	41		



SECTION 1: GENERAL OVERVIEW

1A. NY-520 SYSTEM PERFORMANCE OVERVIEW



The NY-520 Franklin, Essex Counties CoC LSA is generated from the data entered in the CARES Collaborative HMIS (CCHMIS) by the Continuum's Contributing Homeless Organizations (CHO).

Because this CoC does not have 100% HMIS participation from Homeless Services Providers (other than providers that are **prohibited* from HMIS participation) this report is not 100% reflective of the community.

The data in this report was captured by Stella. Stella is an assessment and analysis tool that assists CoCs in understanding how their systems perform. It also provides visual aids that makes data digestible which assists in addressing homelessness within a geographic area.



258
HOUSEHOLDS
SERVED



292
PEOPLE SERVED



129
Average
Cumulative
Days
Homeless



53%
Exits to
Permanent
Destinations

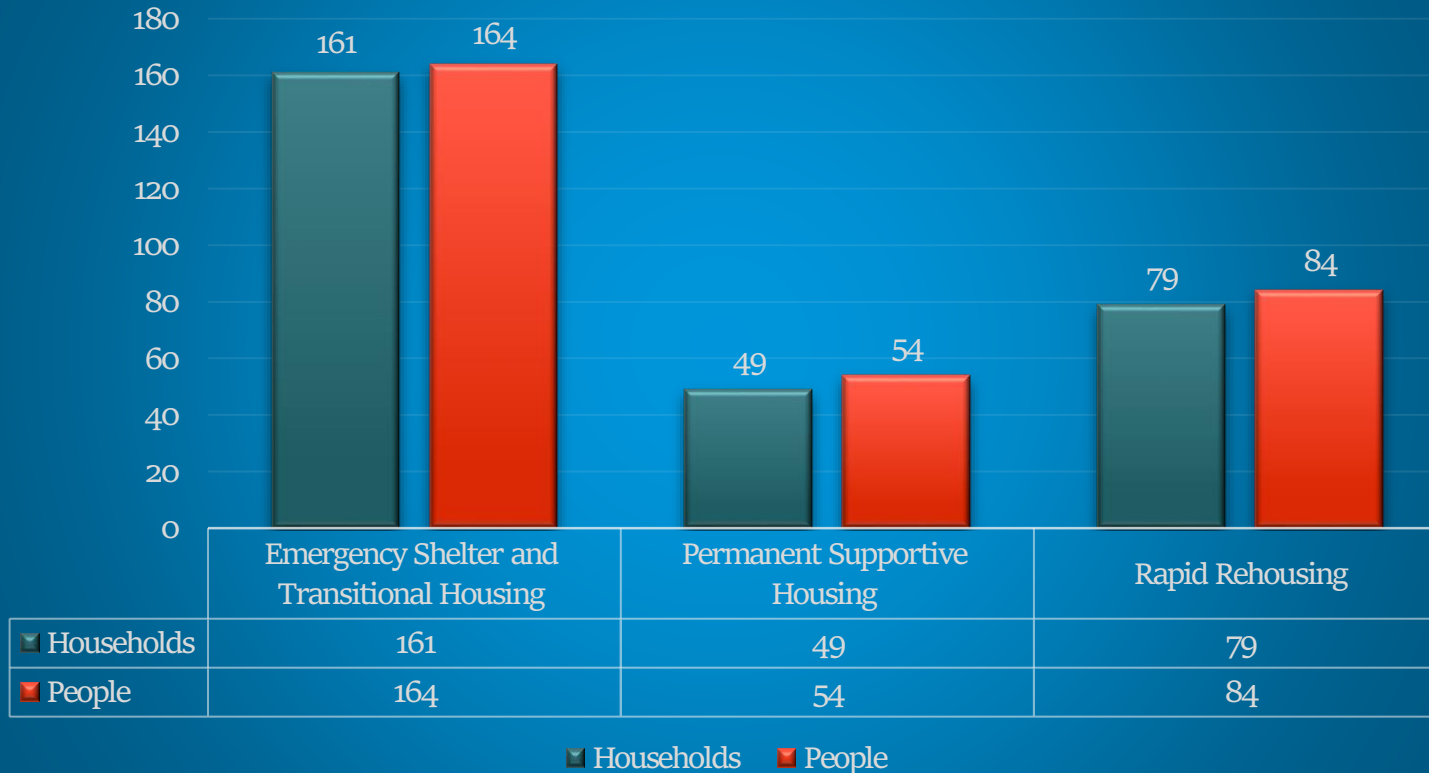


0%
Returns After Exit
To Permanent
Destinations

1B. HOUSEHOLDS AND PERSONS SERVED



Households And Persons Served



Total number of households and people served in the homeless system 10/01/2021 - 09/30/2022 for NY 520

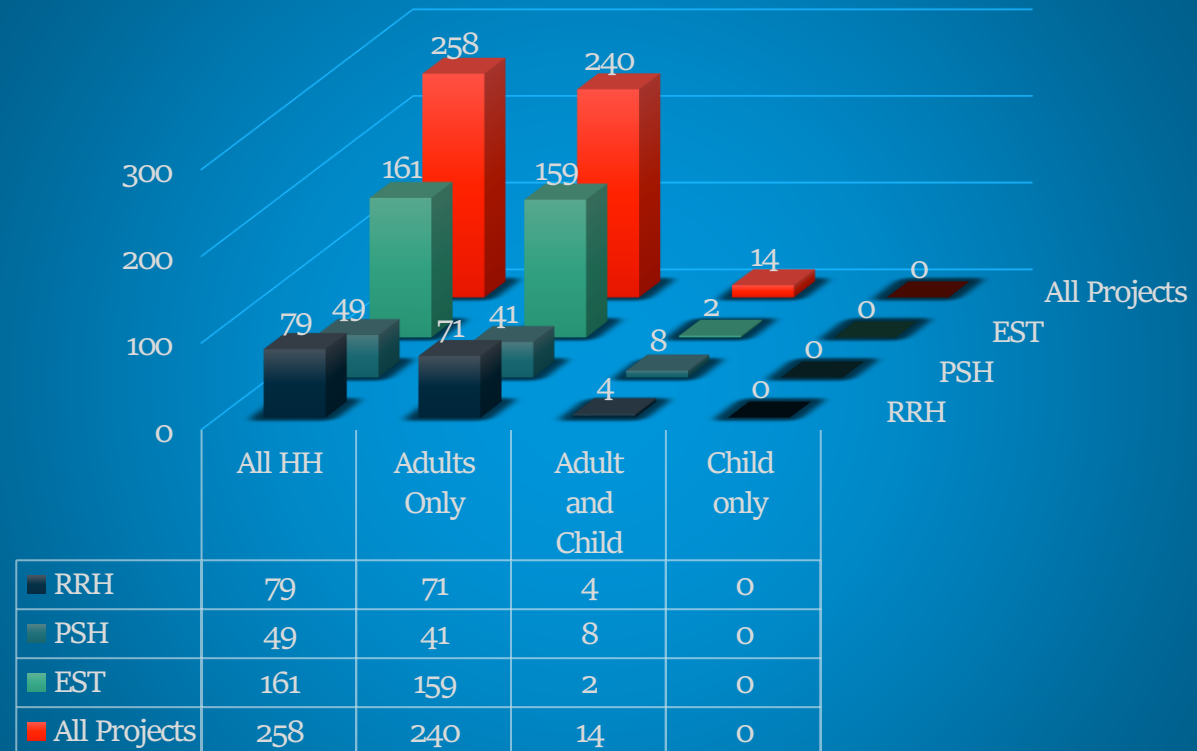
1C. NUMBER OF HOUSEHOLDS ACROSS ALL PROJECTS



This chart displays the number of households served across all project types.

More specifically, it details the number of heads of households in:

- All households
- Adults only
- Adult and child
- Child only households

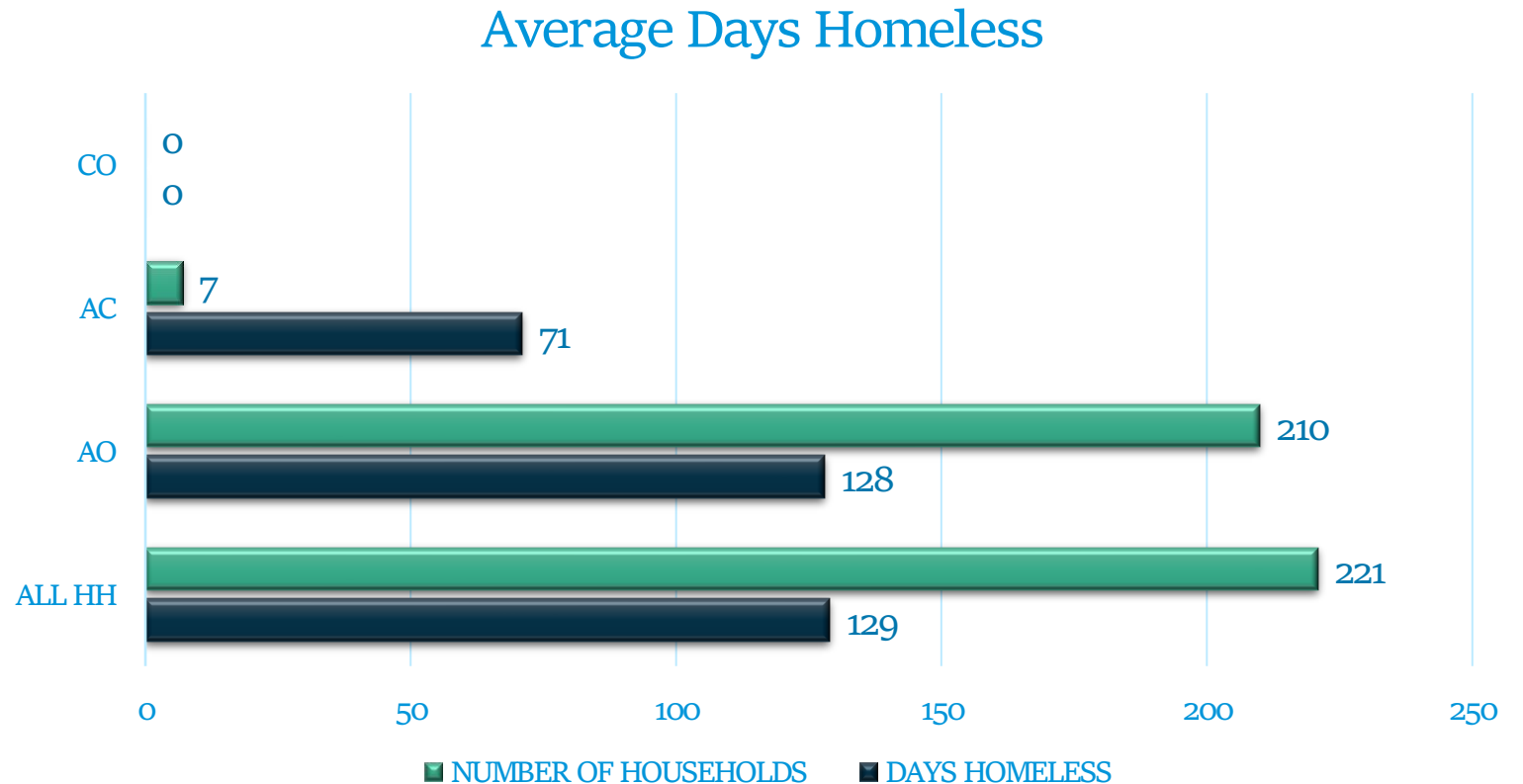


1D. AVERAGE DAYS HOMELESS



The average cumulative, unduplicated number of days that households were served in ES, SH, or TH projects; and days in RRH or PSH prior to move-in.

- Adult only households averaged 128 days homeless.
- Adult and Child households averaged 71 days homeless
- No Child Only households were served



1E. TIME DISTRIBUTION OF DAYS HOMELESS



Average cumulative days homeless and distribution by defined time intervals for each household type.

Adult Only:

- 37% of adult only households averaged 0-30 days homeless.

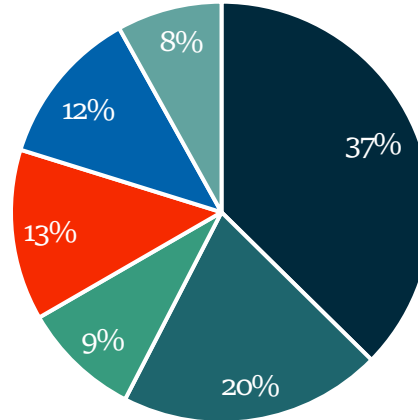
Adult & Child:

- 29% of adults and child households averaged 0-30 days homeless

Child Only:

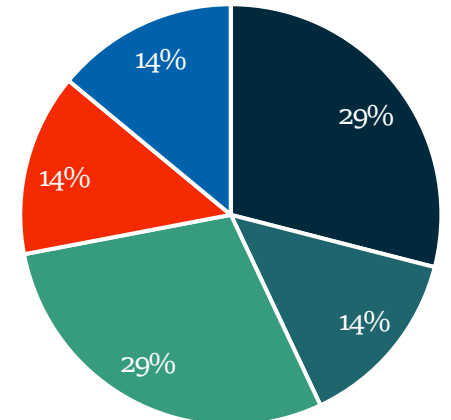
- No Child Only households were served

Adult Only



- 0-30 days %
- 31-60 days %
- 61-90 days %
- 91-180 days %
- 181-365 days %
- 366+ days %

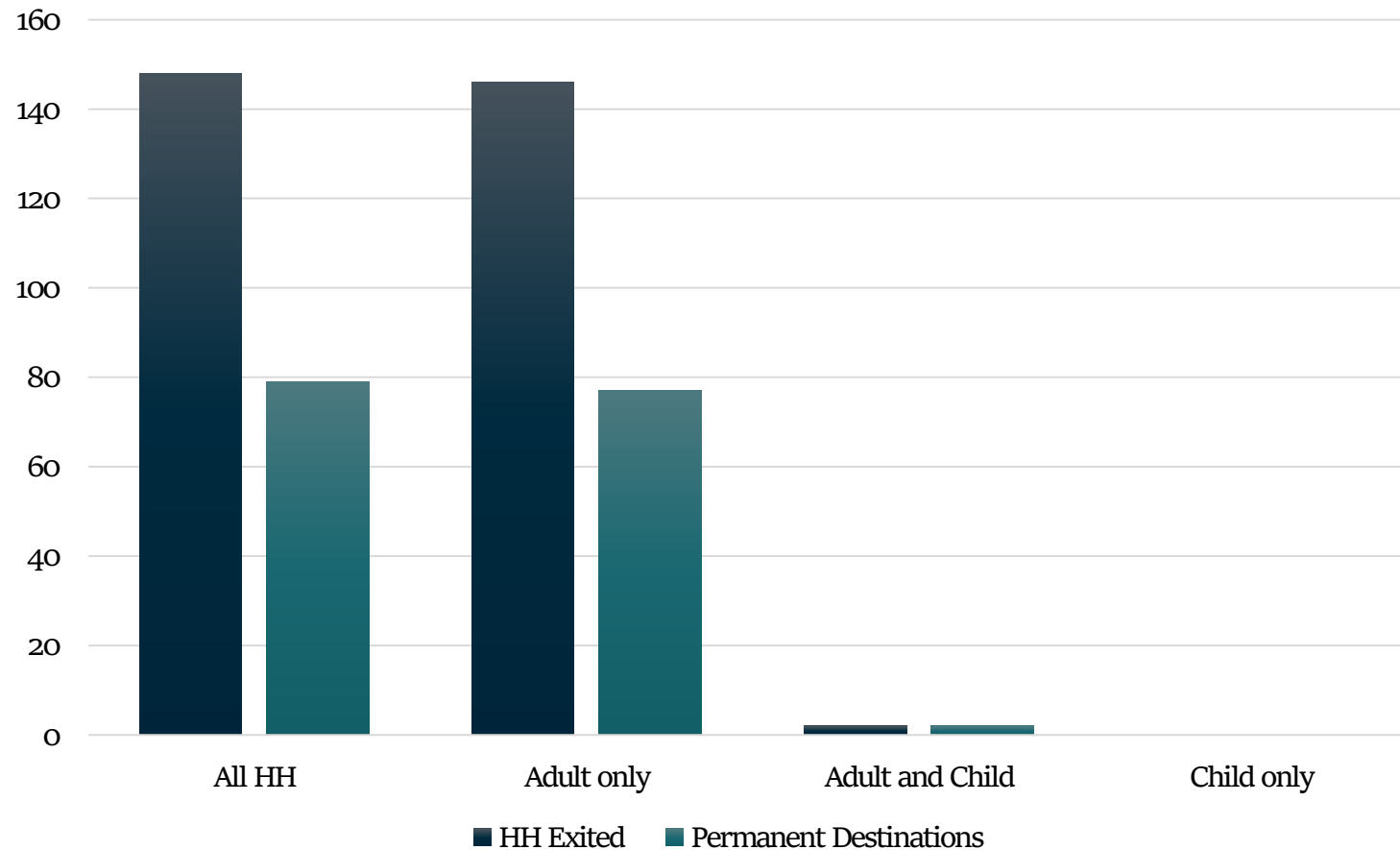
Adult & Child





SECTION 2: EXITS AND RETURNS

2A. EXITS TO PERMANENT DESTINATIONS: ALL HOUSEHOLDS



In the 2021-2022 FY, there were a total of 148 households exited the homeless system.

Of the total households:

- 79 households exited to a permanent destination
- 77 households were adult only
2 households were adult & child
- There were no child only households served

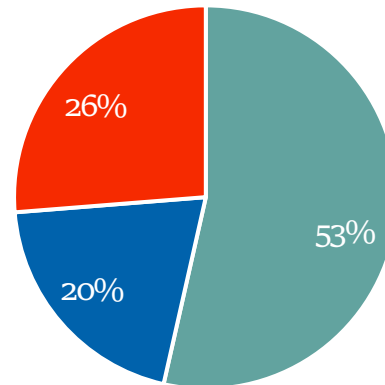
2B. EXITS BY DESTINATION TYPE



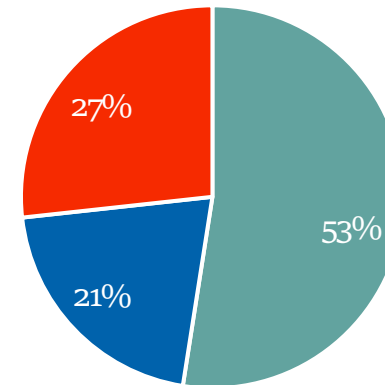
Of the 148 Households that exited the homeless system:

- 20% exited to temporary destinations
- 53% exited to permanent destinations
- 26% exited to unknown destinations

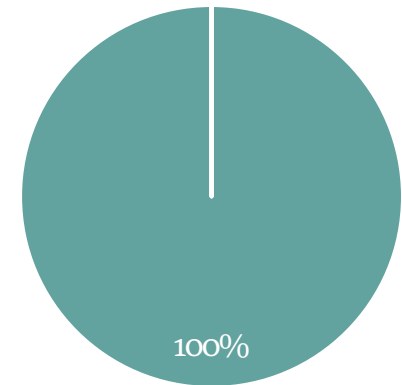
Overall Exits



Adult Only



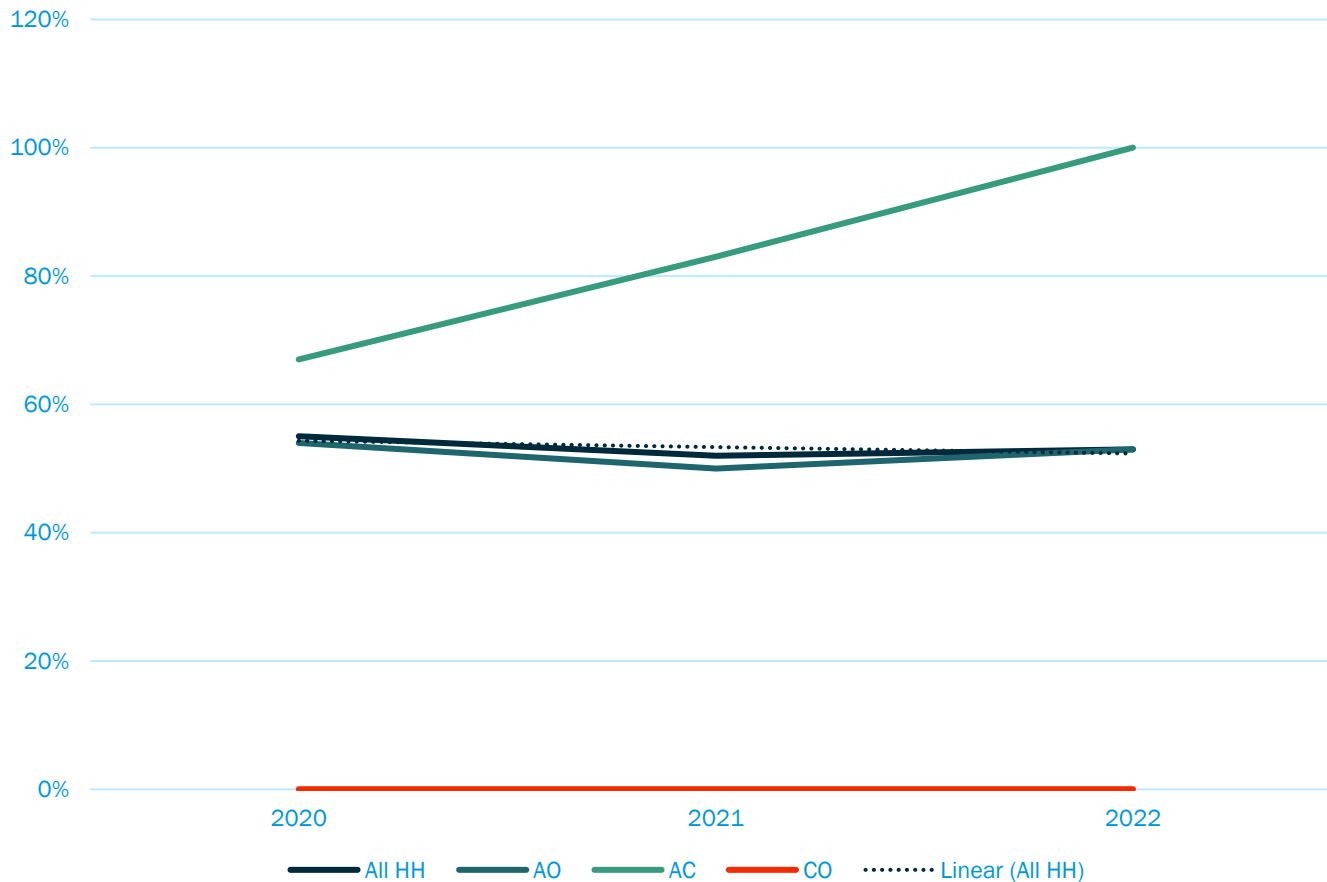
Adult and Child



- Permanent Destinations
- Temporary Destinations
- Unknown Destinations

HH TYPE	HH Exited	Permanent Destinations	Temporary Destinations	Unknown Destinations
All HH	148	79	30	39
Adult only	146	77	30	39
Adult and Child	2	2	0	0
Child only	0	0	0	0

2C. EXITS TO PERMANENT DESTINATIONS TREND



Key Takeaways:

- In 2020: of the 118 Households, 65 exited to permanent destinations
- In 2021: of the 126 Households, 65 exited to permanent destinations
- In 2022: of the 148 Households, 79 exited to permanent destinations
- The overall trendline for all three (3) years concludes that just over 50% of all households exit to a permanent destination

2D. EXITS TO PERMANENT DESTINATIONS VS. RETURNS OF AO HOUSEHOLDS



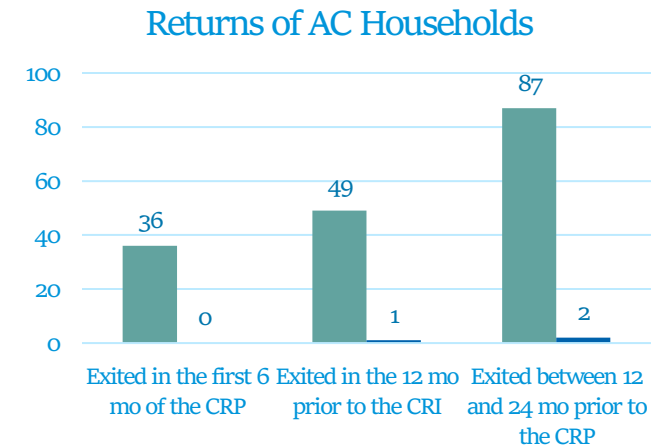
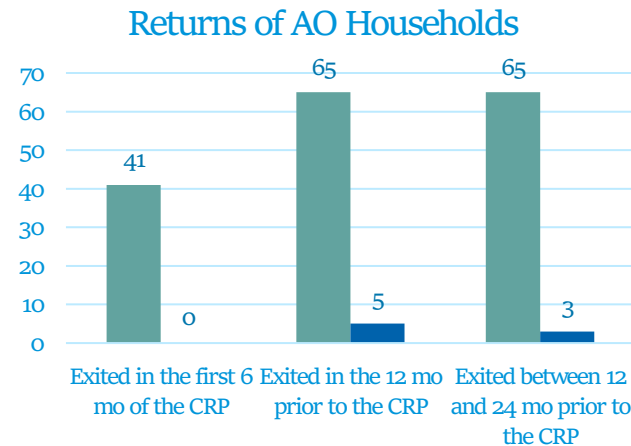
Exits vs Returns:

- Within the first 6 months of the Current Report Period (CRP), there was a 0% return rate.
- Within the 12 months period prior to the CRP, there was a 8% return rate.
- Between 12 months and 24 months prior to CRP, there was an 5% return rate.

Despite the length of time, there is a less than 10% return rates across all project types within the NY-520 CoC.

There were:

- 41 HH served within the first 6mos
- 65 HH served within the 12mos prior to CRP
- 65 HH served between 12mos and 24mos prior to CRP

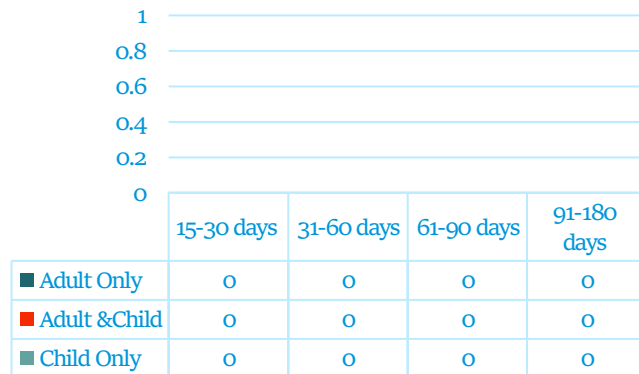


2E. TIME DISTRIBUTION OF RETURNS

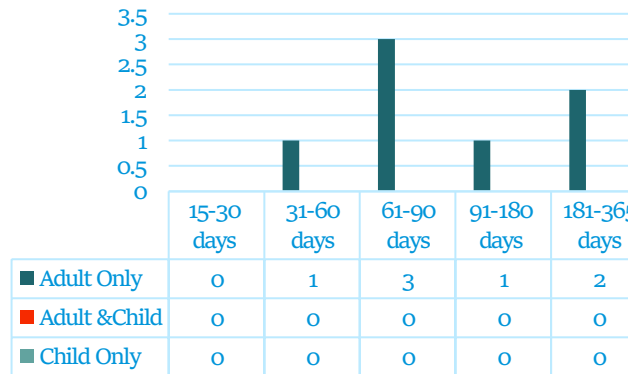


Number of households that returned to the homeless system after exiting to a permanent destination.

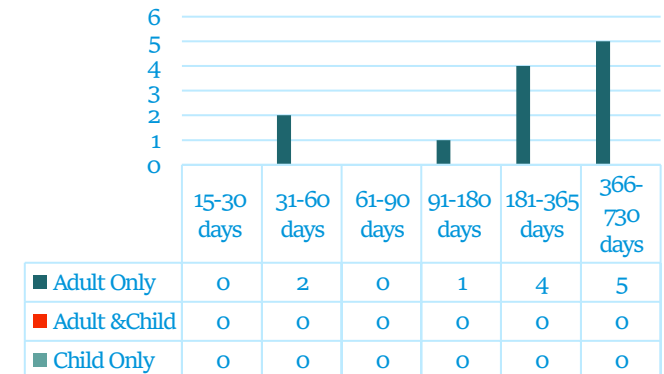
HH that Exited in the first 6 mo of the CRP



HH that Exited in the 12 mo prior to the CRP



HH that Exited between 12 and 24 mo prior to the CRP



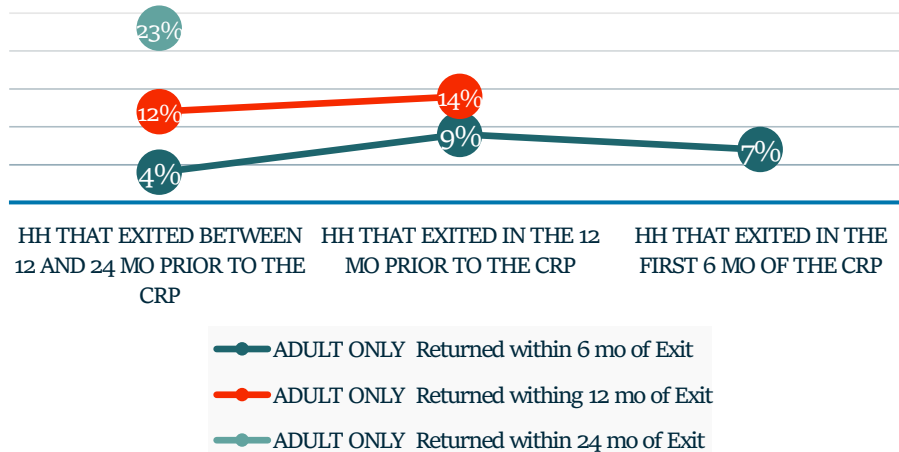
Key takeaways:

- There were a total of 65 households that exited between 12 and 24 months prior to the current report period (CRP).
- There were no returns in the first six months of the CRP.

2F. RETURN TRENDS

Percent of households that returned to the homeless system within 6, 12, and 24 months after exiting to a permanent destination.

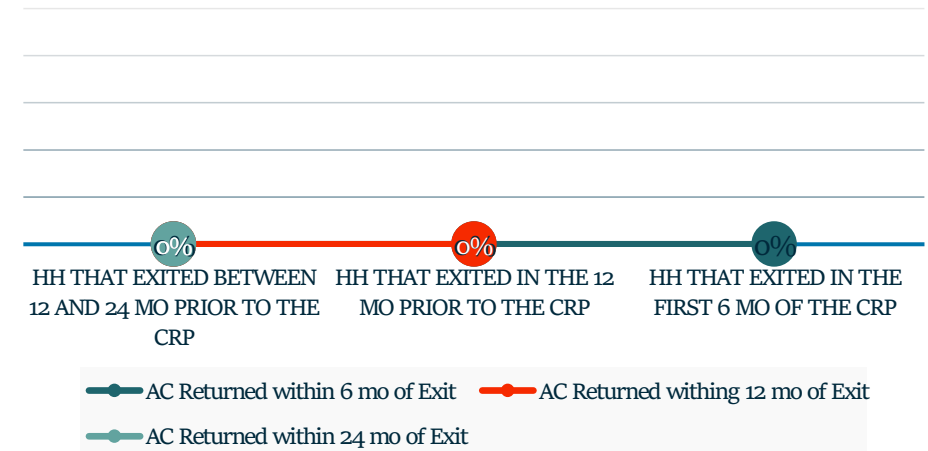
Return Trends: AO HH



Key takeaways:

- Between 2021 and 2022 adult only households saw a 10% increase in returns within 6 months of exit
- Adult and child households saw 0% returns across all timeframes and parameters

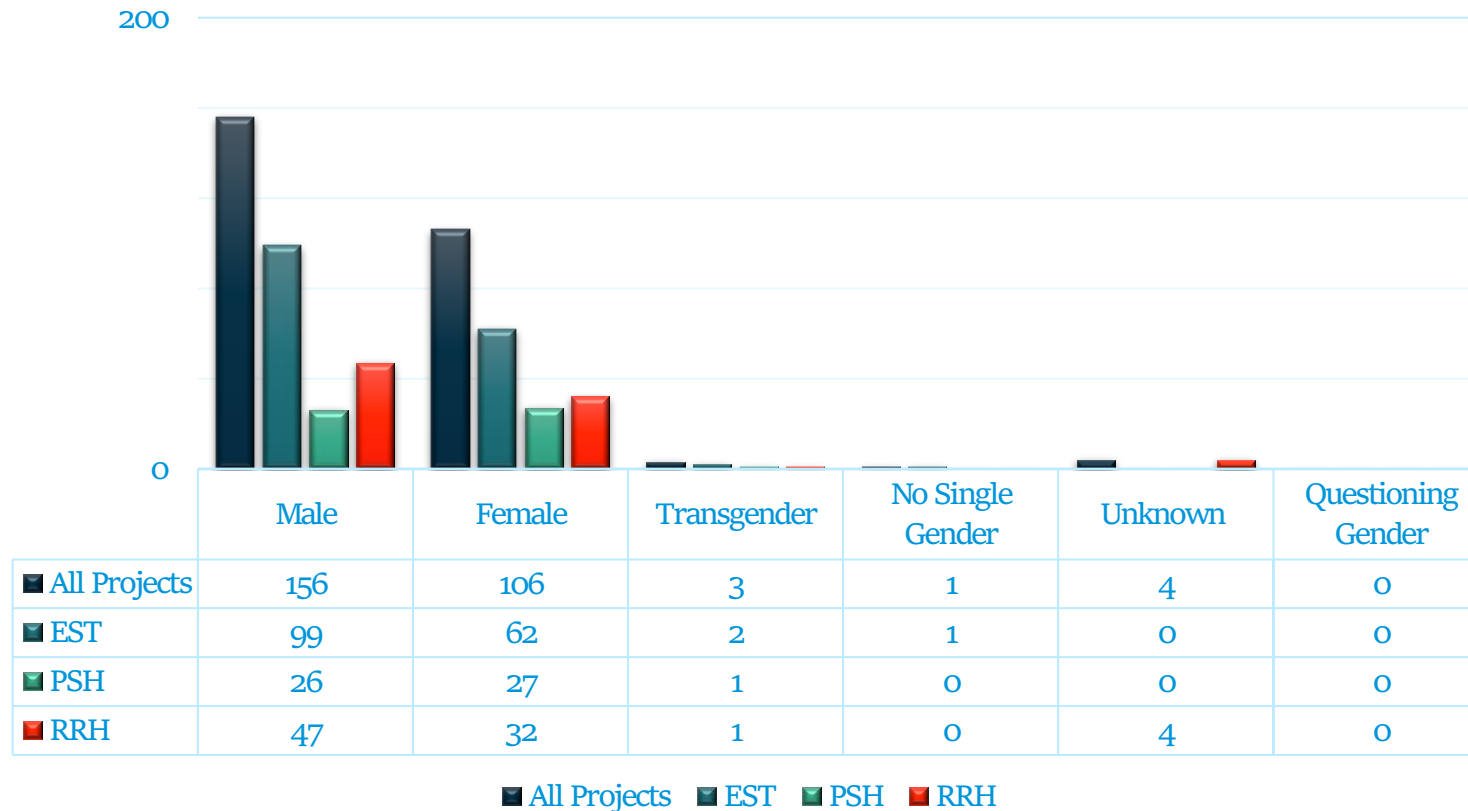
Return Trends: AC HH





SECTION 3: ALL HOUSEHOLDS

3A. GENDER BREAKDOWN: ALL HOUSEHOLDS



There are 270 Heads of Households and Adults Served within NY-520.

Stella P captures six different types of categories which include female, male, no single gender, questioning gender, transgender and unknown

Note: The total number households served for each category reflect the total unduplicated number of persons served across all project types. However, there may be some overlap due to persons being served in more than one project type.

3B. AGE BREAKDOWN: ALL HOUSEHOLDS

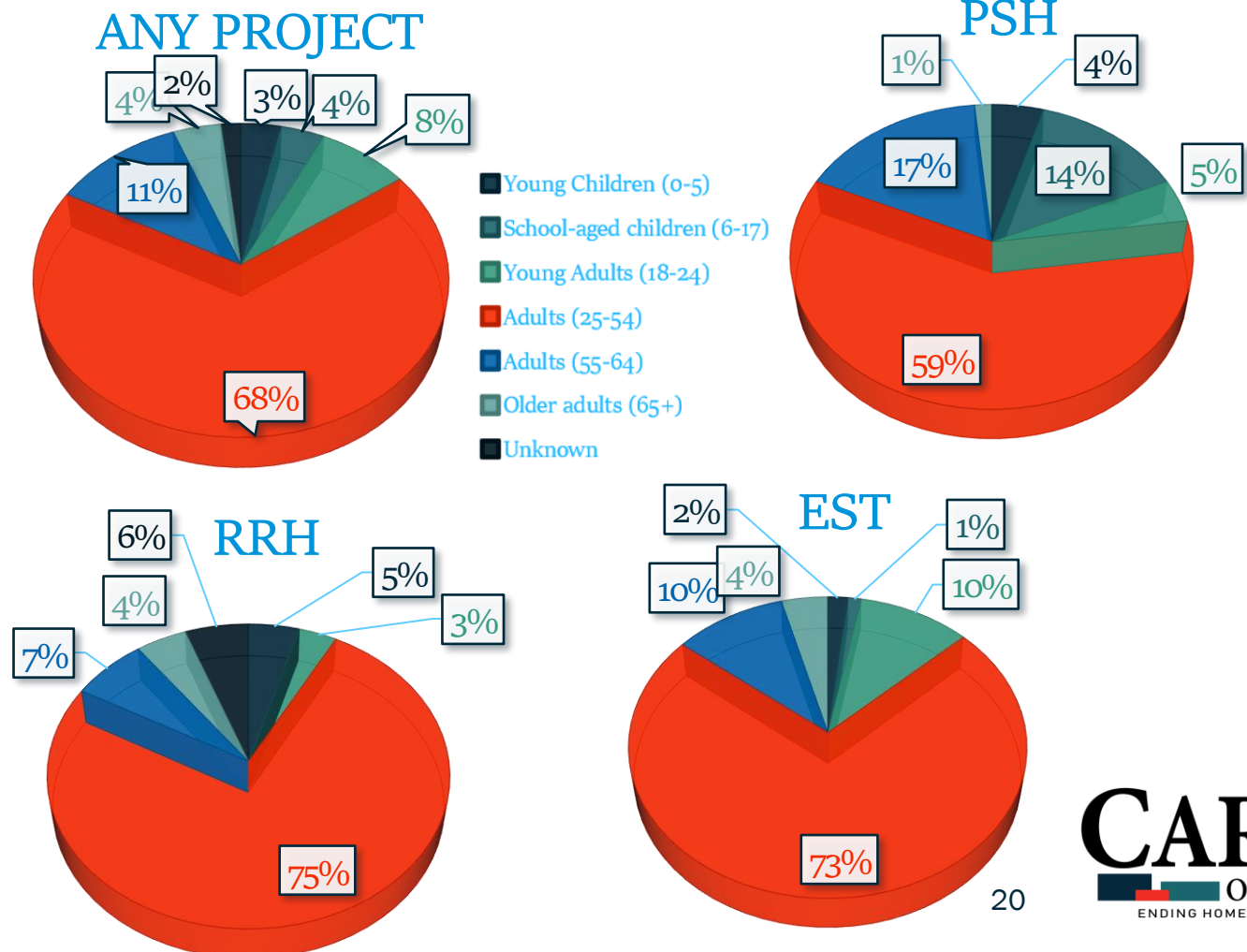


These charts reflect the ages captured of program participants.

Most notably, each project type serves more 25-54 aged persons.

Unknown ages make up 2% of ages captured.

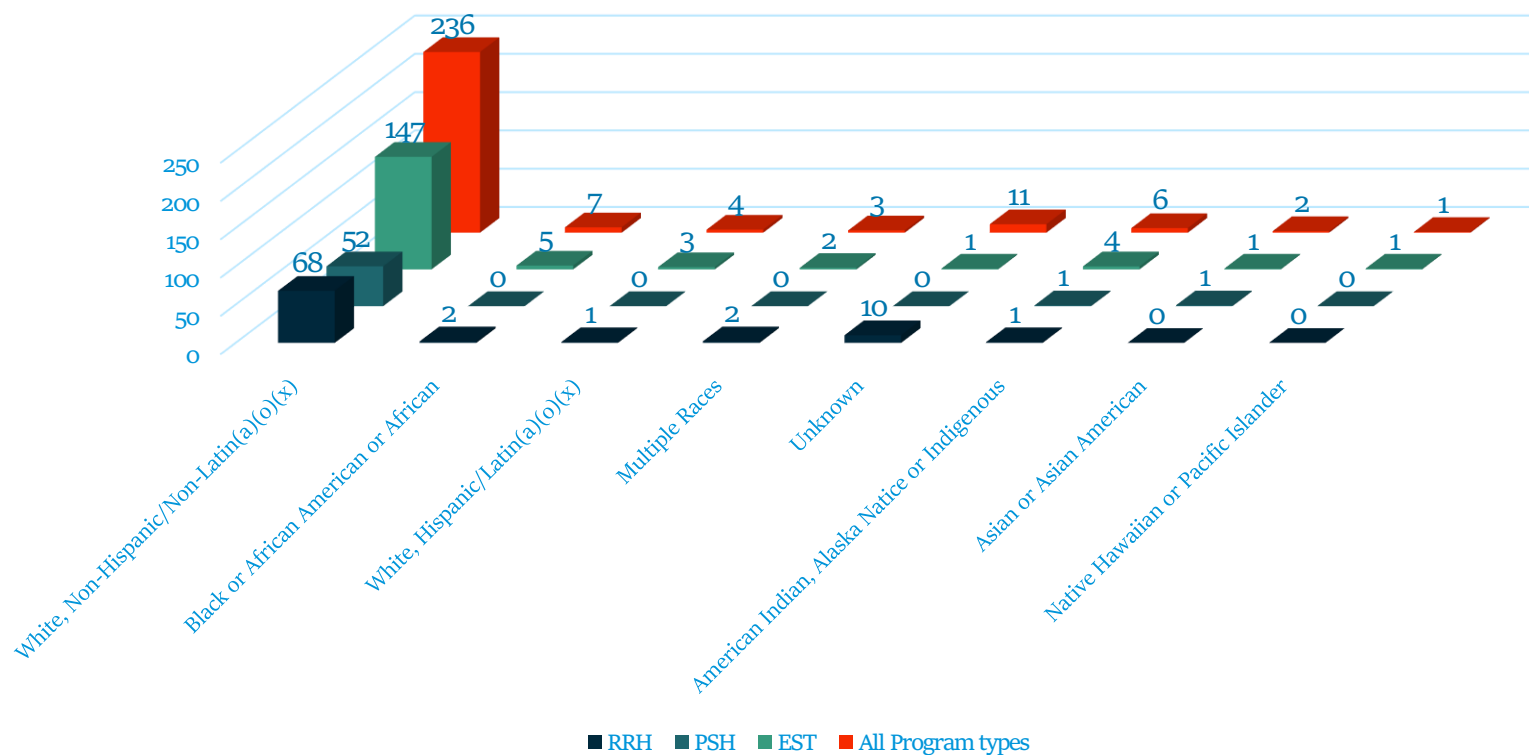
	Any Project	EST	RRH	PSH
Young Children (0-5)	10	3	4	3
School-aged children (6-17)	11	2	0	9
Young Adults (18-24)	23	17	3	3
Adults (25-54)	198	123	67	39
Adults (55-64)	33	17	6	11
Older adults (65+)	12	7	4	1
Unknown	5	0	5	0



3C. RACE AND ETHNICITY BREAKDOWN: ALL HOUSEHOLDS



Race and Ethnicity of HoH and Adults of HoH and Adults



Key takeaways:

- Of all Head of Households and Adults served (270), White, Non-Hispanic/Non-Latin(a)(o)(x) persons represent 87% (236 persons) of households served within NY-520
- Black or African American or African persons make up 3% (7 persons)

These percentages are closely aligned with the population of Franklin and Essex Counties, which are respectively:
 Franklin County: 84% White/Non-Hispanic/Non-Latin(a)(o)(x) and 6.5% Black/African American/African
 Essex County: 94% White/Non-Hispanic/Non-Latin(a)(o)(x) and 3% Black/African American/African

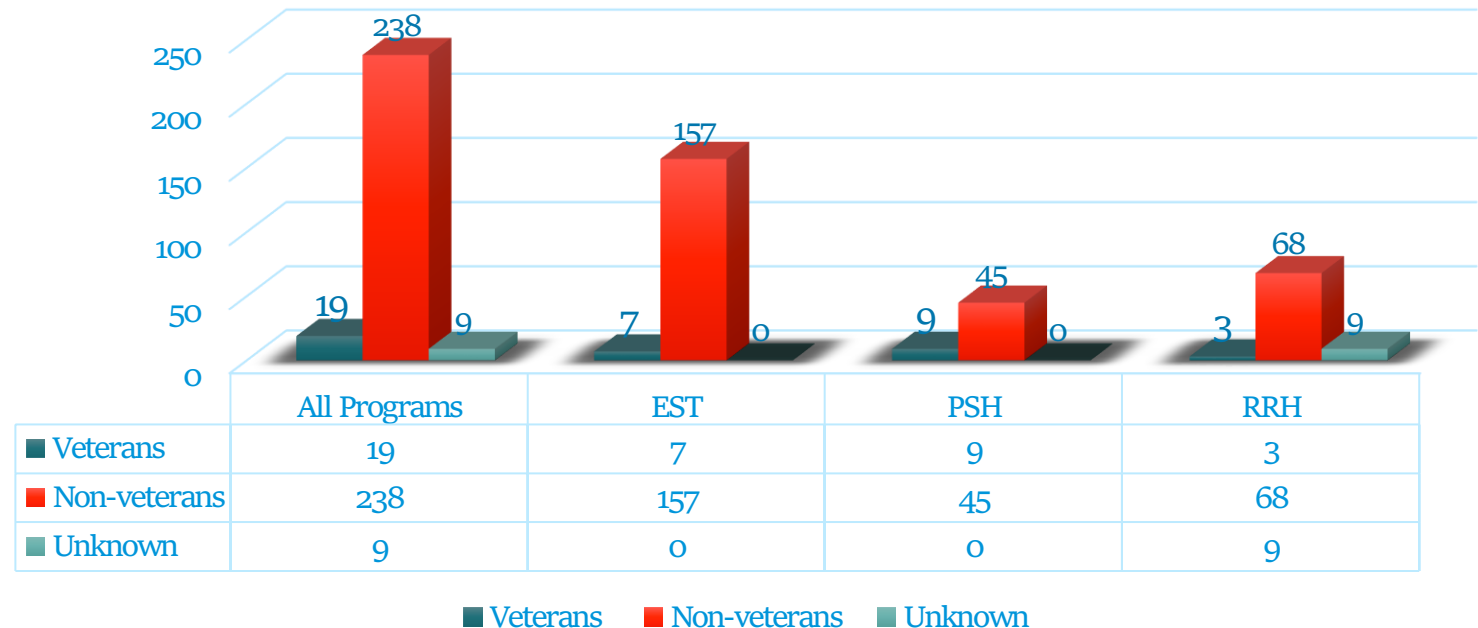
3D. VETERAN STATUS: ALL HOUSEHOLDS



Across all program types, there are more non-veterans served than veterans.

Veterans make up a total of 7% of program participants across all programs (19 of 266 persons served).

Veteran Status of Adults Per Program



3E. PERSONS EXPERIENCING CHRONIC HOMELESSNESS



Chronically homeless HOH and adults in each project type



Emergency Shelters/Transitional Housing serve more participants who are chronically homeless than any other program type.

There were 0 chronically homeless persons served in any PSH programs

*Note: According to HUD, chronically homeless individuals are defined as (1) A “homeless individual with a disability,” as defined in the Act, who: • Lives in a place not meant for human habitation, a safe haven, or in an emergency shelter; and • Has been homeless (as described above) continuously for at least 12 months or on at least 4 separate occasions in the last 3 years where the combined occasions must total at least 12 months”**

3F. SYSTEM ENGAGEMENT: ALL HOUSEHOLDS



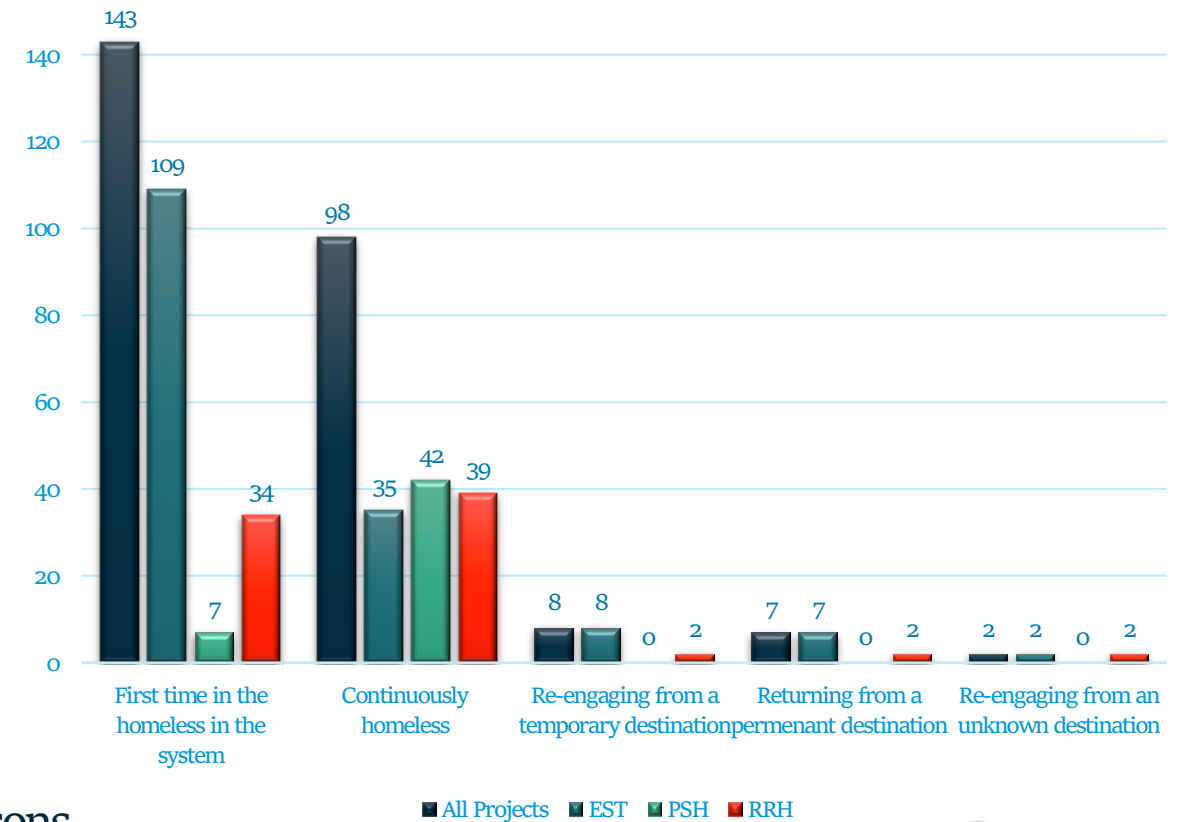
Key Takeaways:

Emergency Shelters/Transitional Housing –
68% of participants in EST are first time homeless

Permanent Supportive Housing –
86% of participants in PSH are continuously
homeless

Rapid Re-Housing –
49% of participants in RRH are continuously
homeless

Of 258 households, 55% of all households served were persons
who experienced homelessness for the first time.



3G. PRIOR LIVING SITUATION: ALL HOUSEHOLDS



Key Takeaways:

Emergency Shelter/Transitional Housing:

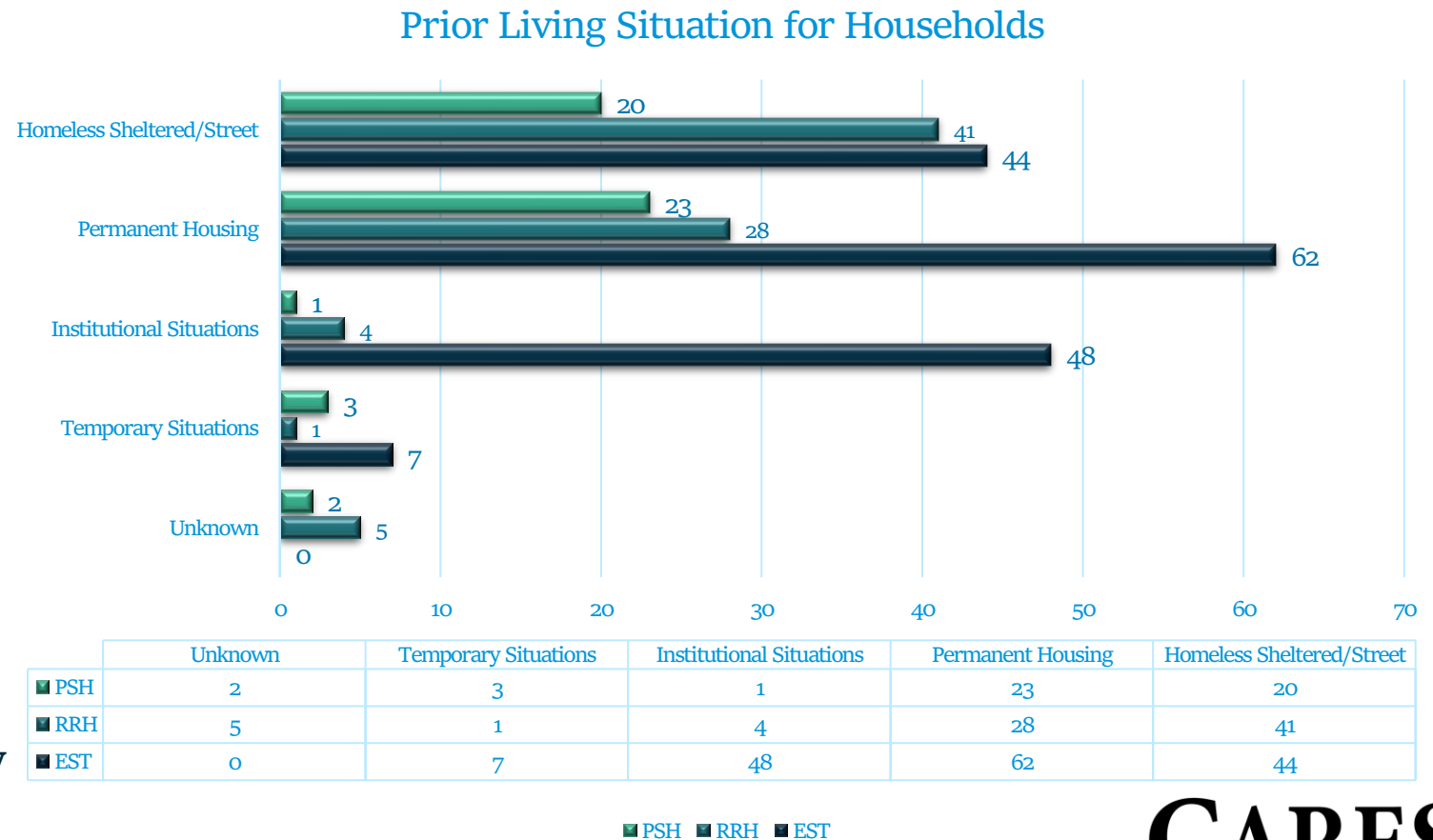
- 17% of participants in EST previously were homeless sheltered. Additionally, 39% of participants also lived in permanent housing before entering EST.

Permanent Supportive Housing:

- 47% of PSH participants were previously housed in permanent housing.

Rapid Re-Housing:

- 38% of RRH participants were previously homeless sheltered.



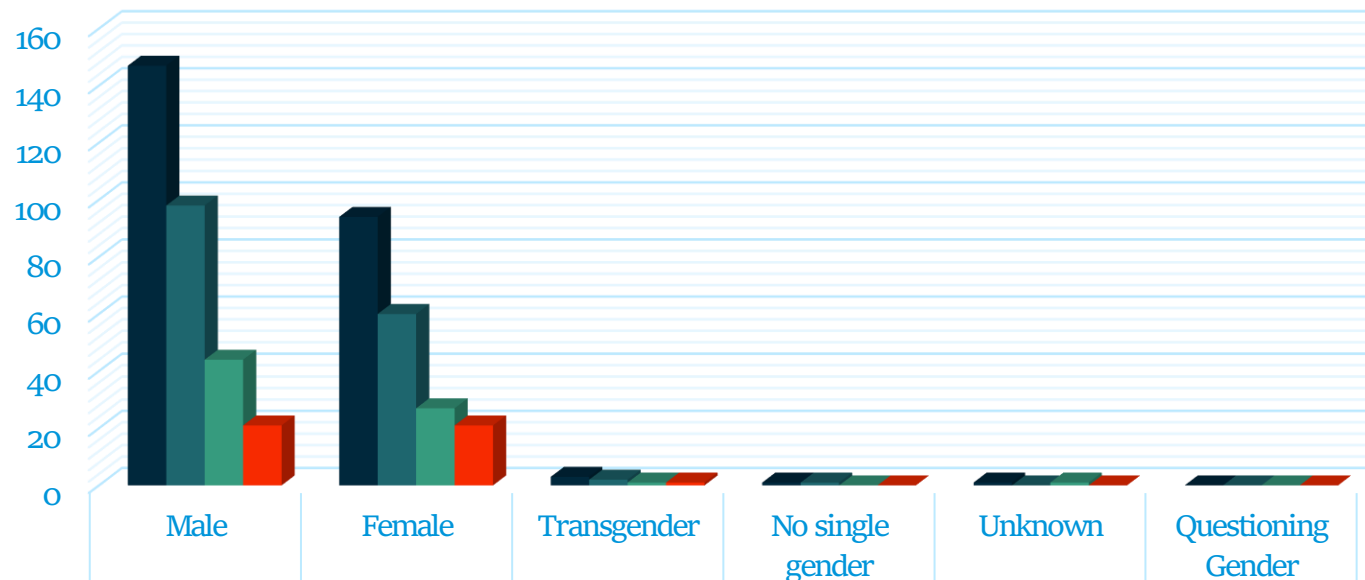


SECTION 4: ADULT ONLY HOUSEHOLDS

4A. GENDER BREAKDOWN: ADULT ONLY HOUSEHOLDS



Gender of HoH and Adults in Adult Only Households



All Project Types	147	94	3	1	1	0
EST	98	60	2	1	0	0
RRH	44	27	1	0	1	0
PSH	21	21	1	0	0	0

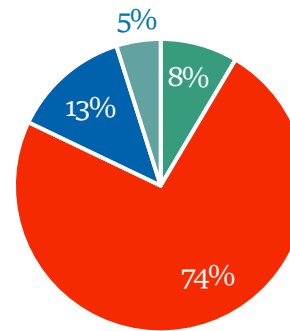
- Stella P captures six different types of categories which include female, male, no single gender, questioning gender, transgender and unknown
- Within AO household, males represented 60% of persons served

4B. AGE BREAKDOWN: ADULT ONLY HOUSEHOLDS



Age of All People in Adult Only HH	All Projects	EST	RRH	PSH
Young Adults (18-24)	21	17	2	2
Adults (25-54)	181	120	62	29
Adults (55-64)	32	17	5	11
Older adults (65+)	12	7	4	1
Unknown	0	0	0	0

Any Project



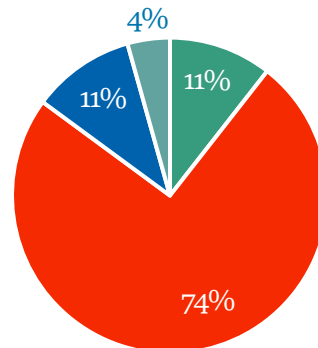
These charts reflect the ages captured of program participants in Adult Only households.

Each project type serves persons aged 25-54 in majority.

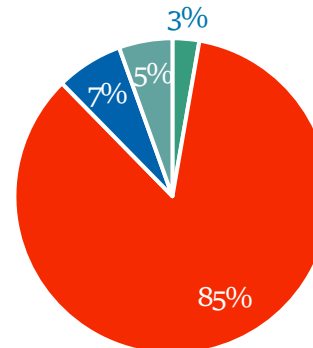
0% of AO HH had persons of unknown age.

■ Young Adults (18-24) ■ Adults (25-54) ■ Adults (55-64)
■ Older adults (65+) ■ Unknown

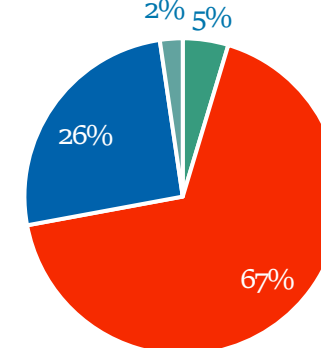
EST



RRH



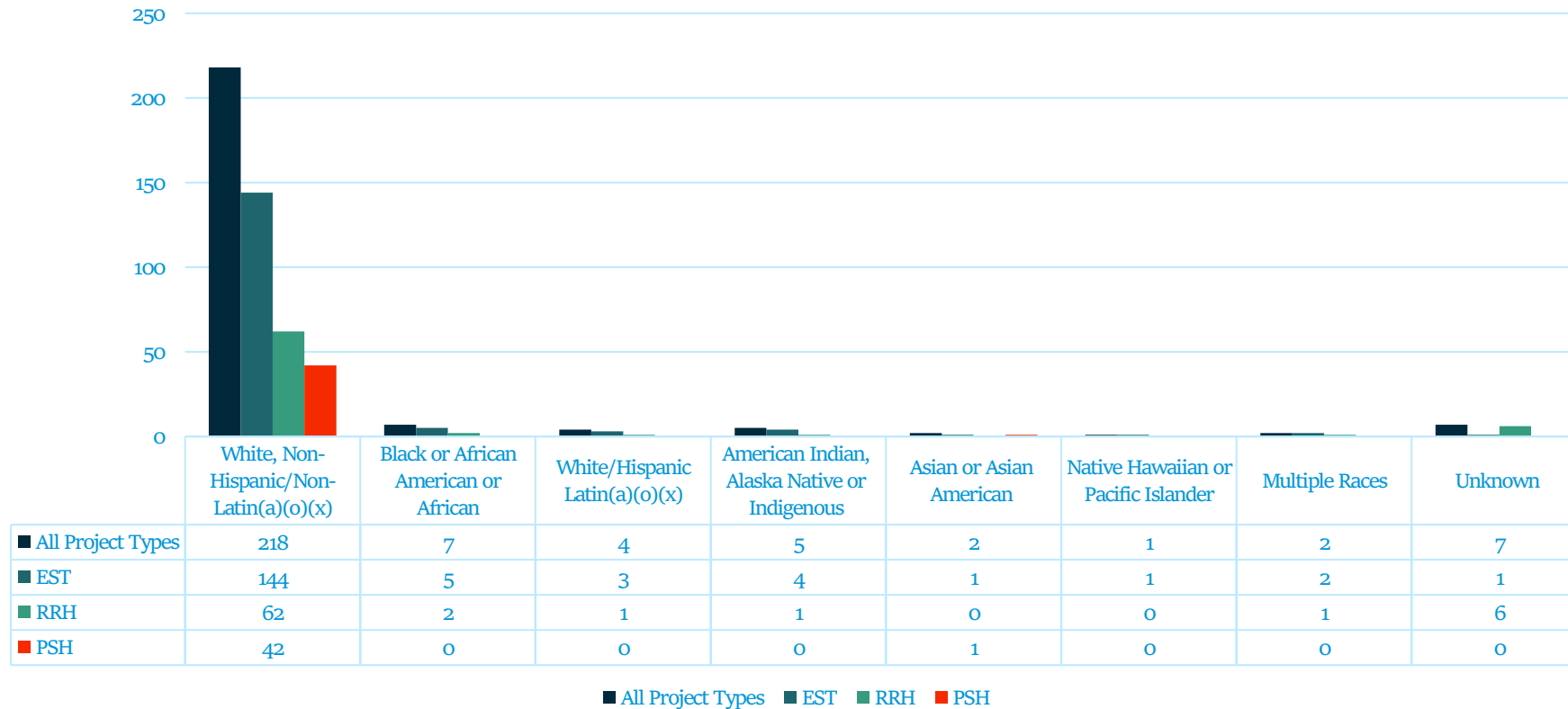
PSH



4C. RACE & ETHNICITY BREAKDOWN: ADULT ONLY HOUSEHOLDS



Ethnicity of HoH and Adults in Adult Only Households



Key takeaway:

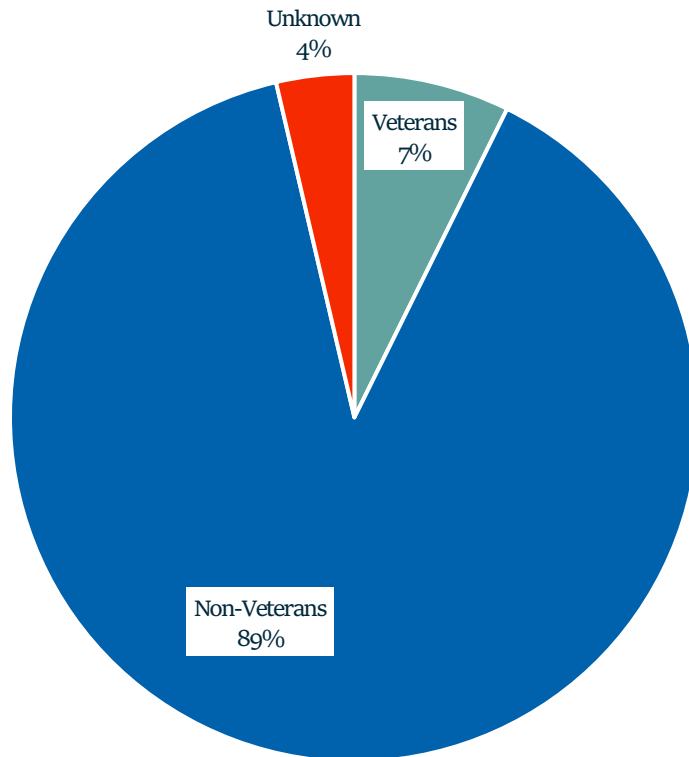
- Of all Head of Households and Adults served (246), White, Non-Hispanic/Non-Latin(a)(o)(x) persons represent 89% (218 persons)
- Of households served within NY-520 Black or African American or African persons make up 3% (7 persons)

*These percentages are closely aligned with the population of Franklin and Essex Counties, which are respectively:
 Franklin County: 84% White/Non-Hispanic/Non-Latin(a)(o)(x) and 6.5% Black/African American/African
 Essex County: 94% White/Non-Hispanic/Non-Latin(a)(o)(x) and 3% Black/African American/African*

4D. VETERAN STATUS: ADULT ONLY HOUSEHOLDS



Veteran Status of Adults (All Project Types)



Veteran Status of Adults	All Project Types	EST	RRH	PSH
Veterans	18	7	3	8
Non-Veterans	219	154	61	35
Unknown	9	0	9	0

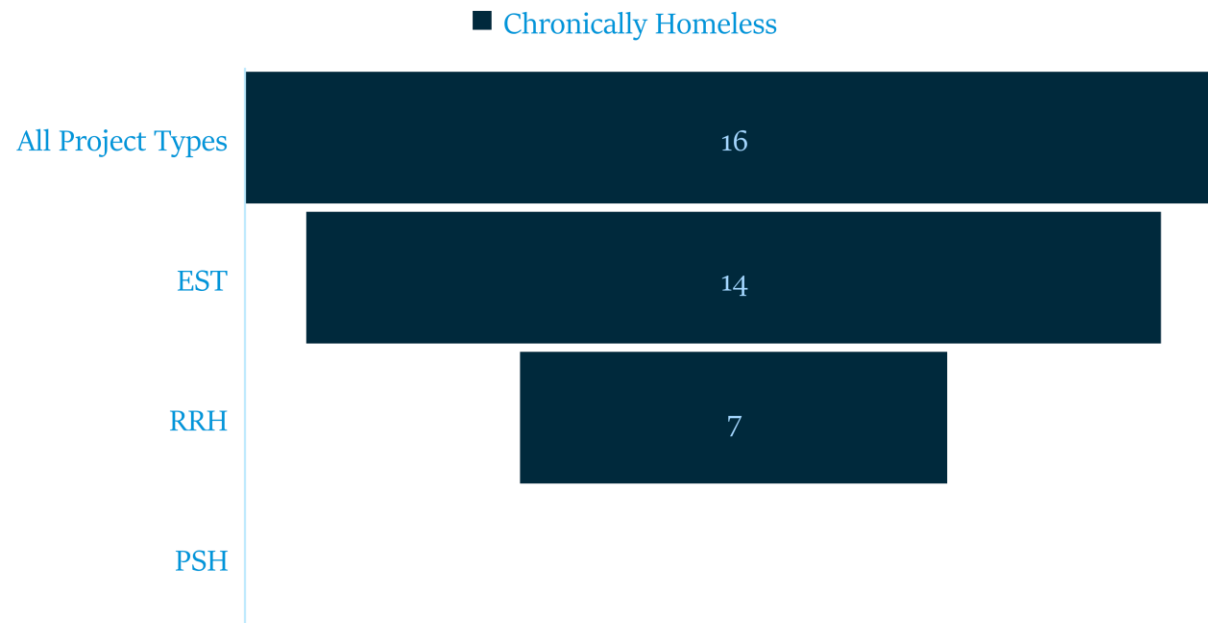
Across all program types, there are more non-veterans served than veterans in AO households.

Veterans make up a total of 7% of program participants in AO households.

4E. PERSONS EXPERIENCING CHRONIC HOMELESSNESS: ADULT ONLY HOUSEHOLDS



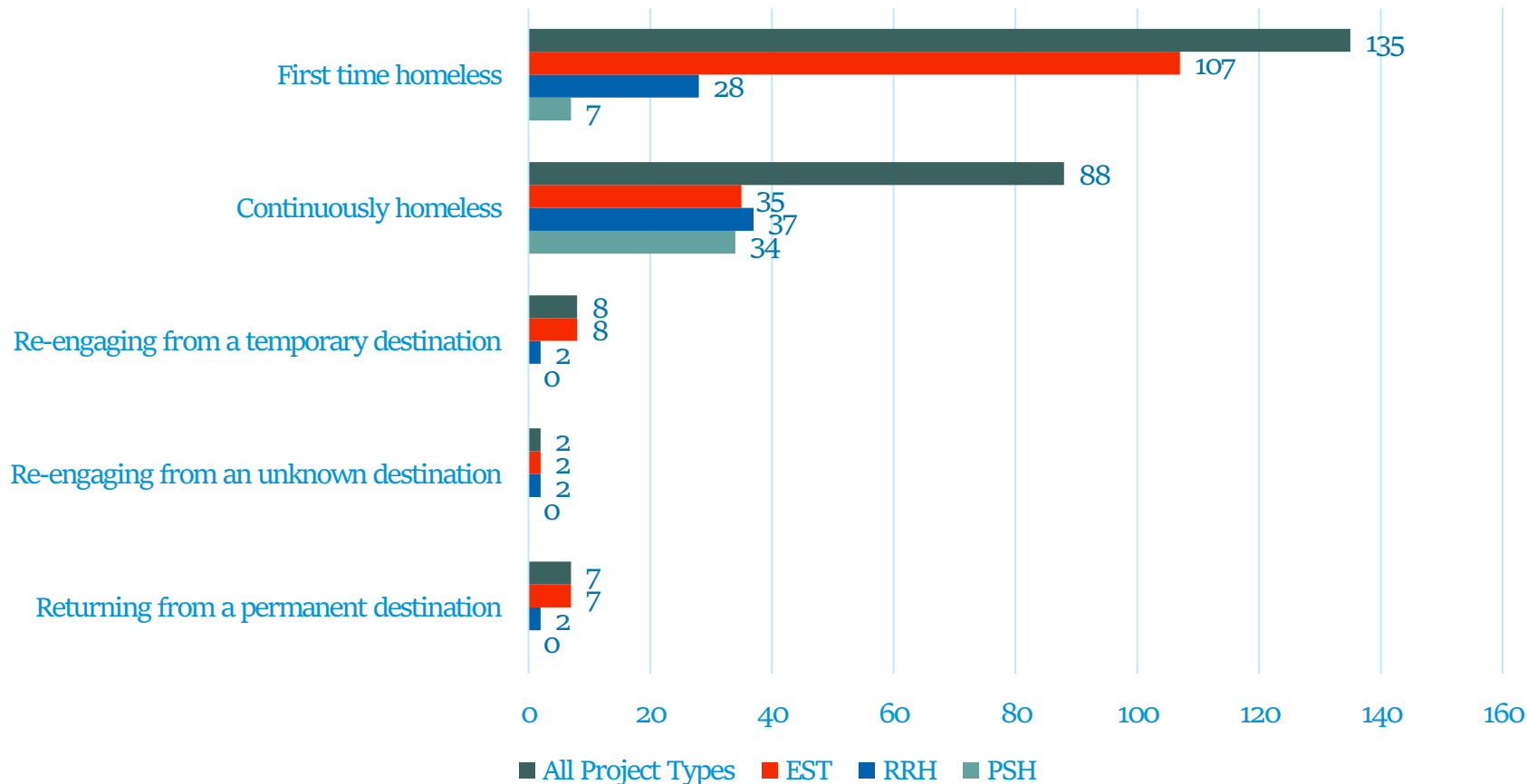
of HoH and Adults Experiencing Chronic Homelessness in AO Households



- Of the 246 adults served in AO households, 16 (7%) are experiencing chronic homelessness (as defined by HUD)
- Emergency Shelters/Transitional Housing serve more participants who are chronically homeless than any other program type.

*Note: According to HUD, chronically homeless individuals are defined as “(1) A “homeless individual with a disability,” as defined in the Act, who: • Lives in a place not meant for human habitation, a safe haven, or in an emergency shelter; and • Has been homeless (as described above) continuously for at least 12 months or on at least 4 separate occasions in the last 3 years where the combined occasions must total at least 12 months”**

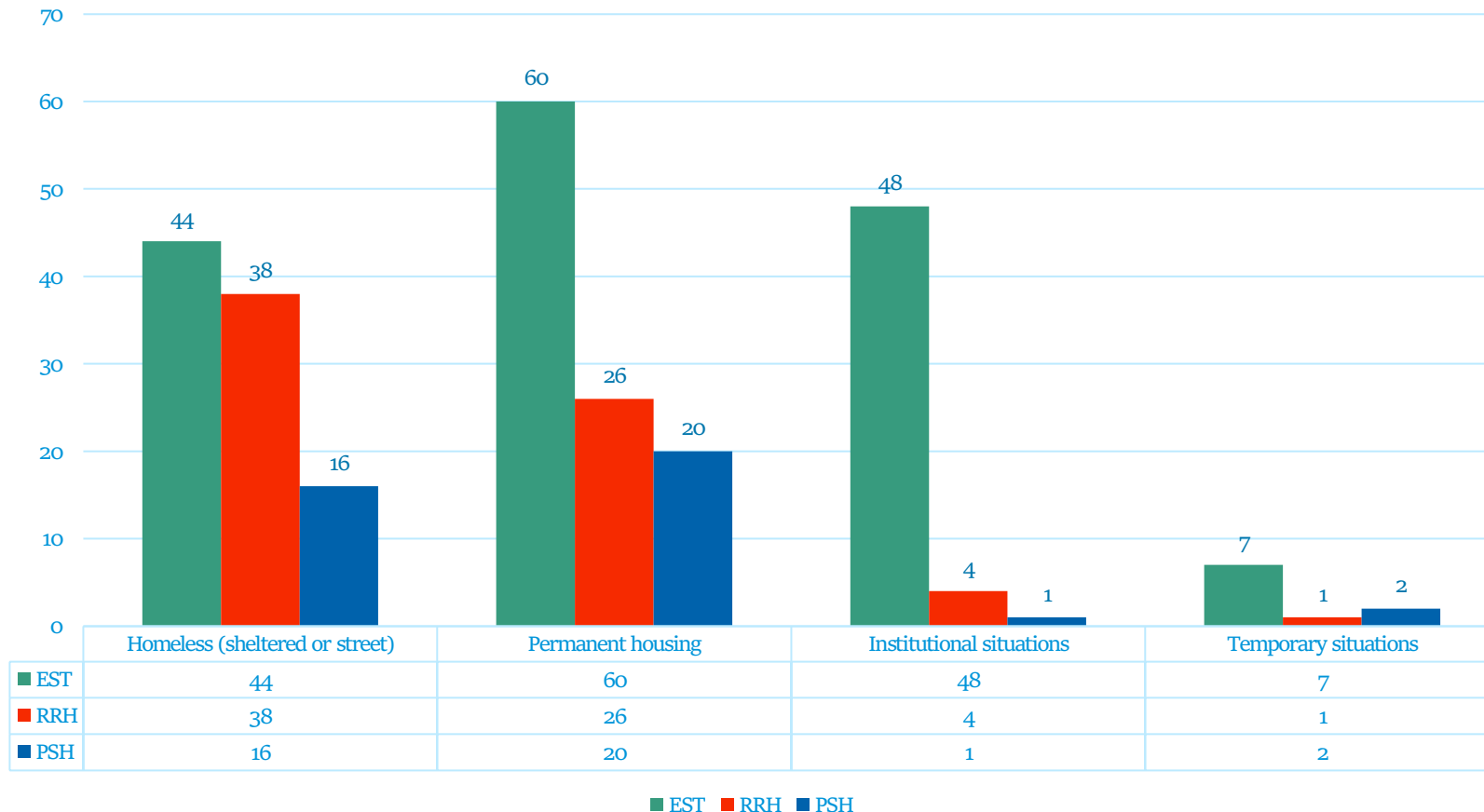
4F. SYSTEM ENGAGEMENT: ADULT ONLY HOUSEHOLDS



Of 240 AO households:

- 56% (135 people) of adult only households served were persons who experienced homelessness for the first time.
- 37% (88 people) of adult only households served were persons experiencing continuous homelessness

4G. PRIOR LIVING SITUATIONS: ADULT ONLY HOUSEHOLDS



- Of the 240 AO HH served in EST, RRH, and PSH, 98 (41%) were living in homeless situations (sheltered or street) prior.

- Emergency Shelter/Transitional Housing:
 - 28% of participants in EST were living in homeless situations (sheltered or street) prior.
 - 30% were previously living in institutional situations
 - 38% lived in permanent housing
- Permanent Supportive Housing:
 - 40% of participants in PSH were living in homeless situations (sheltered or street) prior.
- Rapid Re-Housing:
 - 53% of RRH participants were living in homeless situations (sheltered or street) prior.

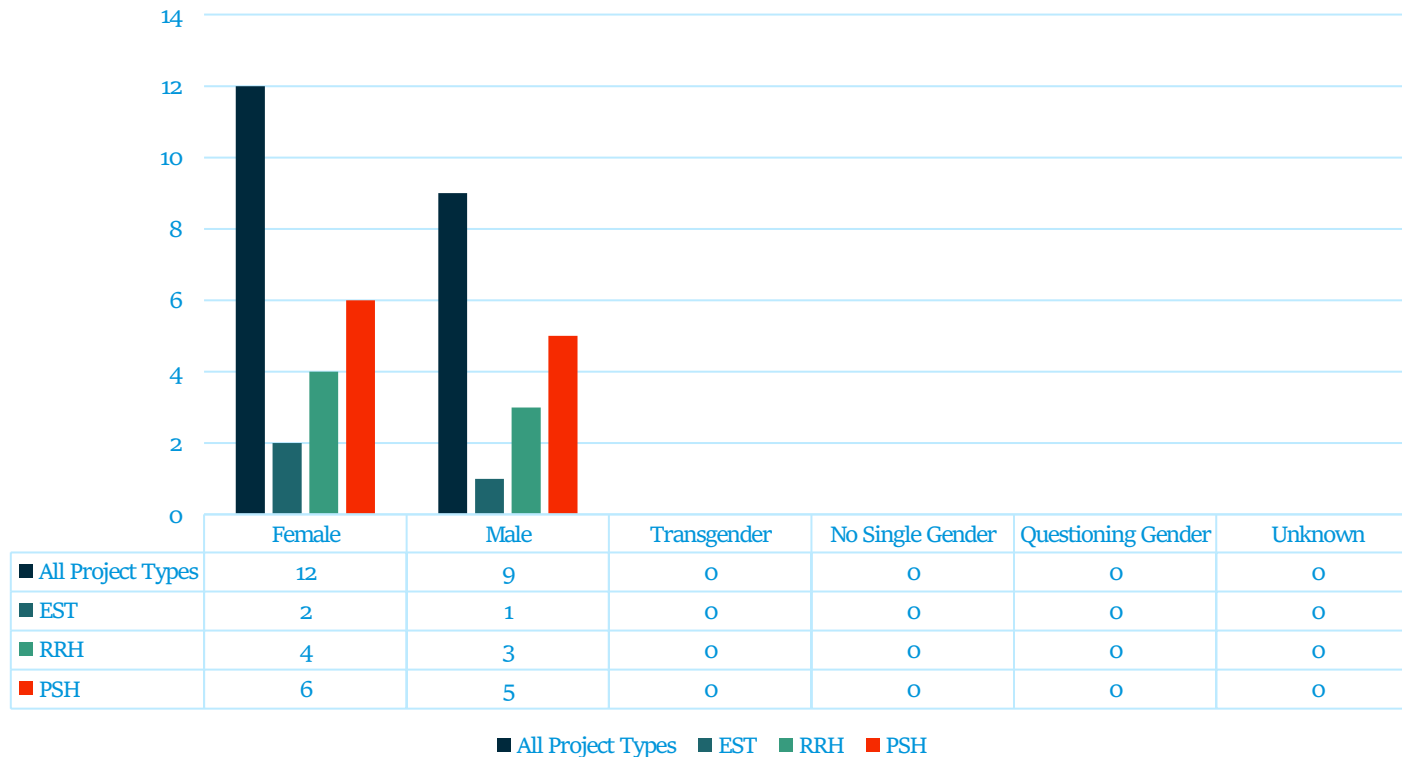


SECTION 5: ADULT & CHILD HOUSEHOLDS

5A. GENDER BREAKDOWN: ADULT & CHILD HOUSEHOLDS



Gender of HoH and Adults in AC Households



- Stella P captures six different types of categories which include female, male, no single gender, questioning gender, transgender and unknown
- In contrast to AO households, within AC households 57% of adults served were female

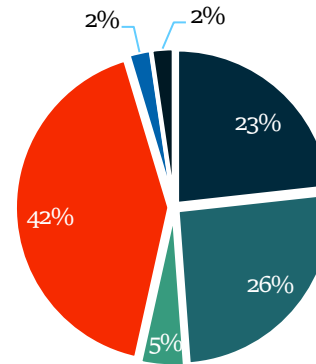
5B. AGE BREAKDOWN: ADULT & CHILD HOUSEHOLDS



These charts reflect the ages captured of program participants in Adult & Child households.

Each project type serves adults 25-54 and children ages 0-17 in majority.

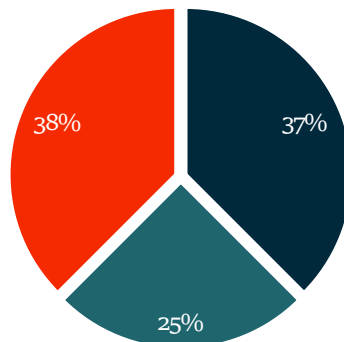
All Projects



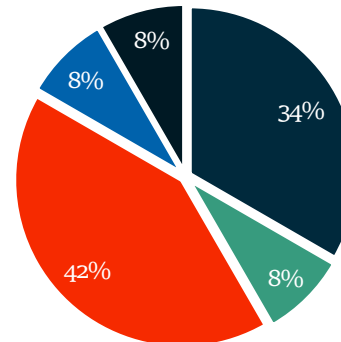
Age of All Persons in Household	All Projects	EST	RRH	PSH
Young children (0-5)	10	3	4	3
School-aged children (6-17)	11	2	0	9
Young adults (18-24)	2	0	1	1
Adults (25-54)	18	3	5	10
Adults (55-64)	1	0	1	0
Older adults (65+)	0	0	0	0
Unknown	1	0	1	0

- Young Children (0-5)
- School-aged children (6-17)
- Young Adults (18-24)
- Adults (25-54)
- Adults (55-64)
- Older adults (65+)
- Unknown

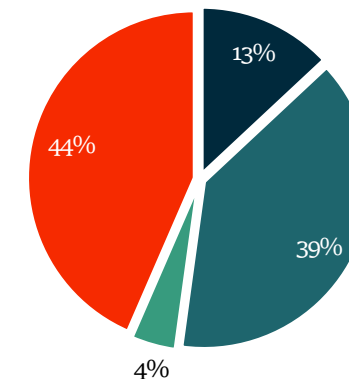
EST




RRH



PSH



5C. RACE & ETHNICITY BREAKDOWN: ADULT & CHILD HOUSEHOLDS

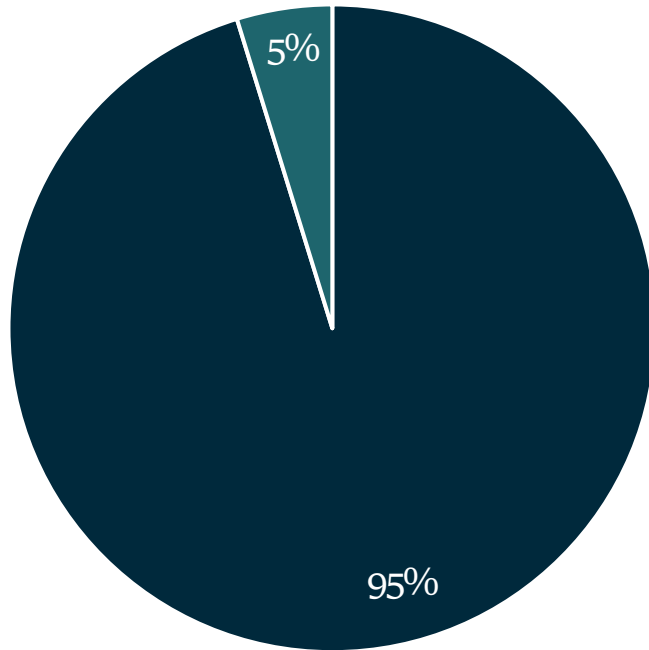


Key takeaways:

Of all Head of Households and Adults served (21), White, Non-Hispanic/Non-Latin(a)(o)(x) persons represent 90% (19 persons) of those served within NY-520

*These percentages are closely aligned with the population of Franklin and Essex Counties, which are respectively:
 Franklin County: 84% White/Non-Hispanic/Non-Latin(a)(o)(x) and 6.5% Black/African American/African
 Essex County: 94% White/Non-Hispanic/Non-Latin(a)(o)(x) and 3% Black/African American/African*

5D. VETERAN STATUS : ADULT & CHILD HOUSEHOLDS



■ Non-Veterans ■ Veterans ■ Unknown

Veteran Status of Adults	All Project Types	EST	RRH	PSH
Non-Veterans	20	3	7	10
Veterans	1	0	0	1
Unknown	0	0	0	0

Across all program types, there are more non-veterans served than veterans in AC households.

Veterans make 5% of program participants in AC households

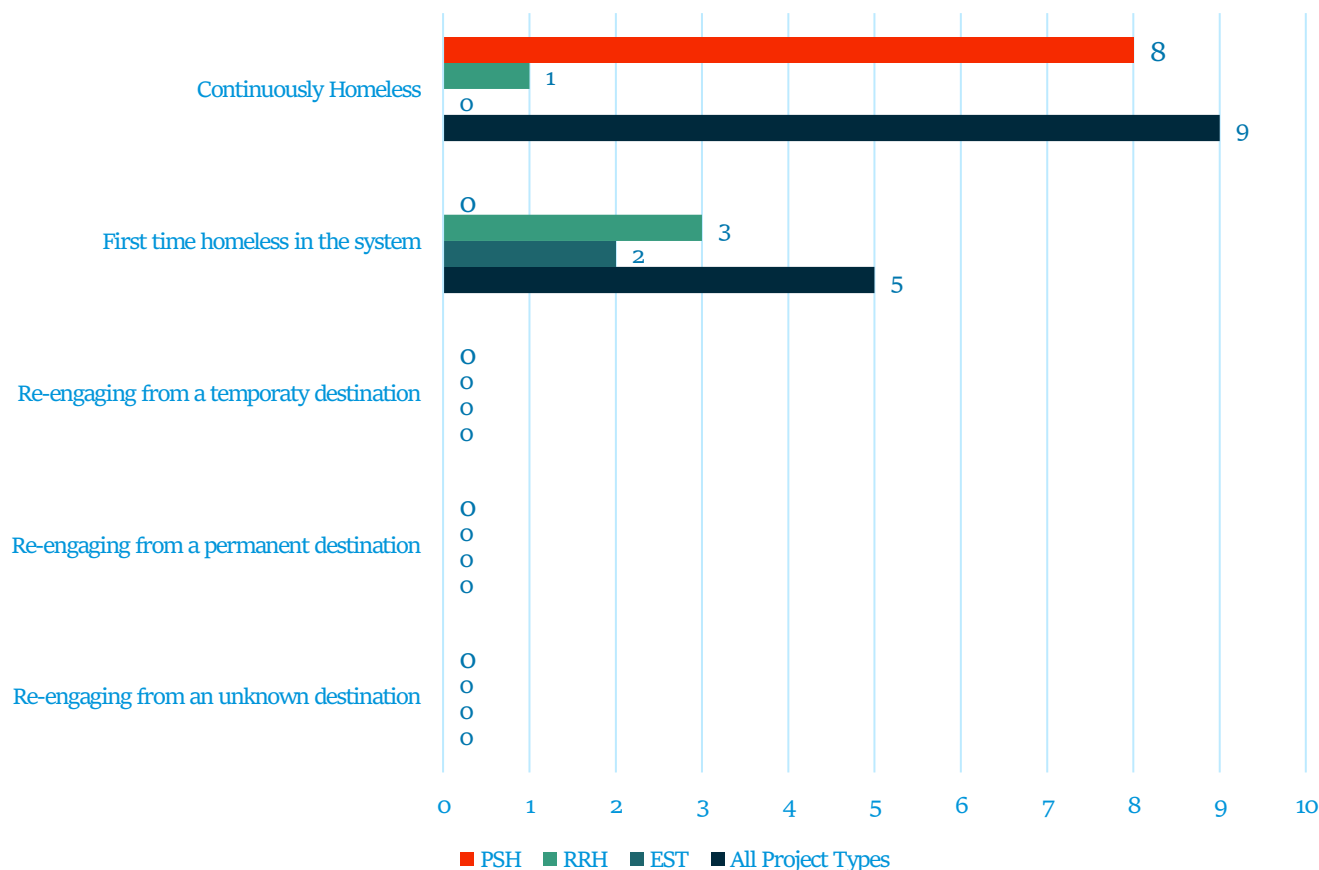
5E. CHRONIC HOMELESSNESS: ADULT & CHILD HOUSEHOLDS



- Of the 21 people served in AC households, none (0%) were experiencing chronic homelessness (as defined by HUD).

*Note: According to HUD, chronically homeless individuals are defined as “(1) A “homeless individual with a disability,” as defined in the Act, who: • Lives in a place not meant for human habitation, a safe haven, or in an emergency shelter; and • Has been homeless (as described above) continuously for at least 12 months or on at least 4 separate occasions in the last 3 years where the combined occasions must total at least 12 months”**

5F. SYSTEM ENGAGEMENT: ADULT & CHILD HOUSEHOLDS



■ Of 14 AC households:

- 36% (5 HH) of all households served were persons who experienced homelessness for the first time.
- 64% (9 HH) of all households served were persons experiencing continuous homelessness

5G. PRIOR LIVING SITUATIONS OF ADULT & CHILD HOUSEHOLDS



Key Takeaways:

Emergency Shelter/Transitional Housing:

- 100% of participants in EST previously came from permanent housing.

Permanent Supportive Housing:

- 50% of PSH participants were previously homeless sheltered.

Rapid Re-Housing:

- 50% of RRH participants were previously homeless sheltered.

Prior Living Situation	EST	RRH	PSH
Homeless (sheltered or street)	0	3	4
Permanent housing	2	1	3
Institutional situations	0	0	0
Temporary situations	0	0	1
Unknown	0	0	0

