

A COMPREHENSIVE OVERVIEW OF COC DATA AS SUBMITTED TO HUD IN  
THE 2022 LONGITUDINAL SYSTEM ANALYSIS (LSA) REPORT.



[www.caresny.org](http://www.caresny.org)

# HMIS ANNUAL REPORT TROY/RENSSELAER COUNTY COC 10/1/2021-9/30/2022

# READING THIS REPORT:



- The LSA includes the following HMIS Project Types:
  - EST- Emergency Shelter and Transitional Housing
    - Emergency Shelter (ES) includes any facility with overnight sleeping accommodations, the primary purpose of which is to provide temporary shelter for the homeless in general or for specific populations of the homeless.
    - Transitional Housing (TH) provides temporary housing with supportive services to individuals and families experiencing homelessness with the goal of interim stability and support to successfully move to and maintain permanent housing.
  - RRH- Rapid Re-Housing
    - Rapid Re-Housing (RRH) is permanent housing that provides short-term (up to three months) and medium-term (4-24 months) tenant-based rental assistance and supportive services to households experiencing homelessness.
  - PSH- Permanent Supportive Housing
    - Permanent Supportive Housing (PSH) is permanent housing in which housing assistance (e.g., long-term leasing or rental assistance) and supportive services are provided to assist households with at least one member (adult or child) with a disability in achieving housing stability
  - SH- Safe Haven
    - Safe Haven (SH), as defined in the Supportive Housing Program, is a form of supportive housing that serves hard-to-reach homeless persons with severe mental illness who come primarily from the streets and have been unable or unwilling to participate in housing or supportive services.
- New categorization of Household Types have been included in the LSA:
  - AO- Adult Only (Includes any household where all members are age 18 or older)
  - AC- Adult and Child (Includes any household of at least one person ages 18 or older, and at least one person under 18)
  - CO- Child Only (Includes any household where all members are age 17 or younger)
- Additional Terms:
  - HH- Household
  - HoH- Head of Household
  - CRP- Current Report Period

# TABLE OF CONTENTS

■ Section 1: General Overview.....	5		
■ 1A. NY-512 System Performance Overview.....	6		
■ 1B. Households and Persons Served.....	7		
■ 1C. Number of Households Across All Projects.....	8		
■ 1D. Average Days Homeless.....	9		
■ 1E. Time Distribution of Days Homeless.....	10		
■ Section 2: Exits and Returns.....	11		
■ 2A. Exits to Permanent Destinations: All Households.....	12		
■ 2B. Exits by Destination Type.....	13		
■ 2C. Exits to Permanent Destinations Trend.....	14		
■ 2D. Exits to Permanent Destinations vs. Returns of AO Households.....	15		
■ 2E. Time Distribution of Returns.....	16		
■ 2F. Return Trends.....	17		
■ Section 3: All Households.....	18		
■ 3A. Gender Breakdown.....	19		
■ 3B. Age Breakdown.....	20		
■ 3C. Race and Ethnicity Breakdown.....	21		
■ 3D. Veteran Status.....	22		
■ 3E. Persons Experiencing Chronic Homelessness.....	23		
■ 3F. System Engagement.....	24		
■ 3G. Prior Living Situation.....	25		
■ Section 4: Adult Only Households.....	26		
■ 4A. Gender Breakdown.....	27		
■ 4B. Age Breakdown.....	28		
■ 4C. Race and Ethnicity Breakdown.....	29		
■ 4D. Veteran Status.....	30		
■ 4E. Persons Experiencing Chronic Homelessness.....	31		
■ 4F. System Engagement.....	32		
■ 4G. Prior Living Situation.....	33		
■ Section 5: Adult & Child Households.....	34		
■ 5A. Gender Breakdown.....	35		
■ 5B. Age Breakdown.....	36		
■ 5C. Race and Ethnicity Breakdown.....	37		
■ 5D. Veteran Status.....	38		
■ 5E. Persons Experiencing Chronic Homelessness.....	39		
■ 5F. System Engagement.....	40		
■ 5G. Prior Living Situation.....	41		



# SECTION 1: GENERAL OVERVIEW

# 1A. NY-512 SYSTEM PERFORMANCE OVERVIEW



The NY-512 Troy/Rensselaer County CoC LSA is generated from the data entered in the CARES Collaborative HMIS (CCHMIS) by the Continuum's Contributing Homeless Organizations (CHO).

Because this CoC does not have 100% HMIS participation from Homeless Services Providers (other than providers that are *\*prohibited* from HMIS participation) this report is not 100% reflective of the community.

The data in this report was captured by Stella. Stella is an assessment and analysis tool that assists CoCs in understanding how their systems perform. It also provides visual aids that makes data digestible which assists in addressing homelessness within a geographic area.




760  
HOUSEHOLDS  
SERVED



1,222  
PEOPLE SERVED



110  
Average  
Cumulative  
Days  
Homeless



40%  
Exits to  
Permanent  
Destinations

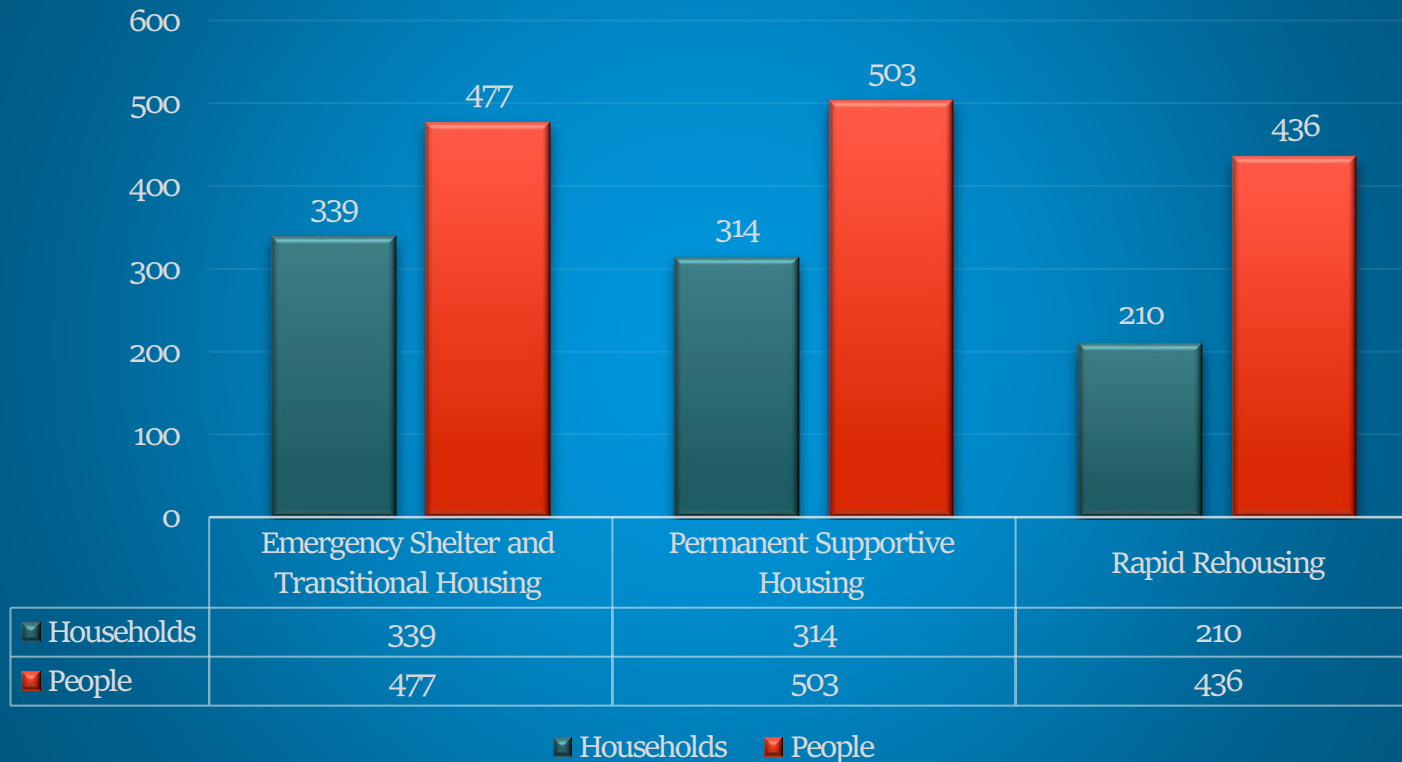


4%  
Returns After Exit  
To Permanent  
Destinations

# 1B. HOUSEHOLDS AND PERSONS SERVED



Households And Persons Served



Total number of households and people served in the homeless system 10/01/2021 - 09/30/2022 for NY 512

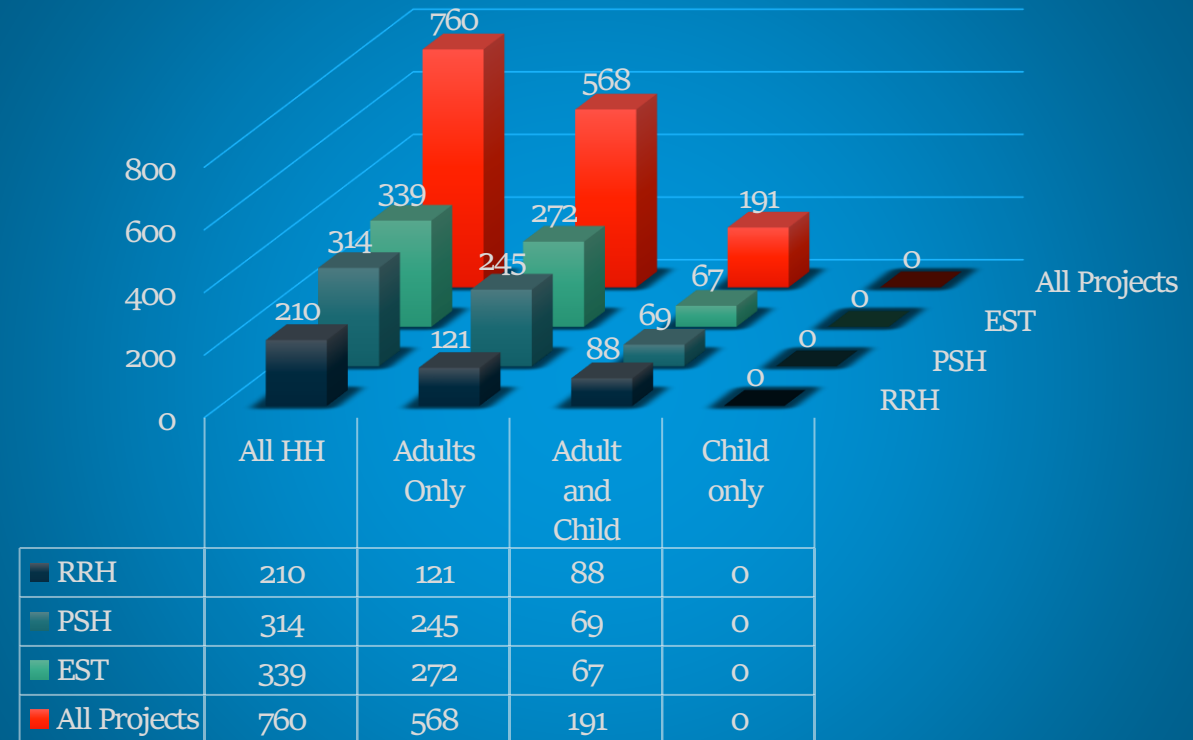
## 1C. NUMBER OF HOUSEHOLDS ACROSS ALL PROJECTS



This chart displays the number of households served across all project types.

More specifically, it details the number of heads of households in:

- All households
- Adults only
- Adult and child
- Child only households

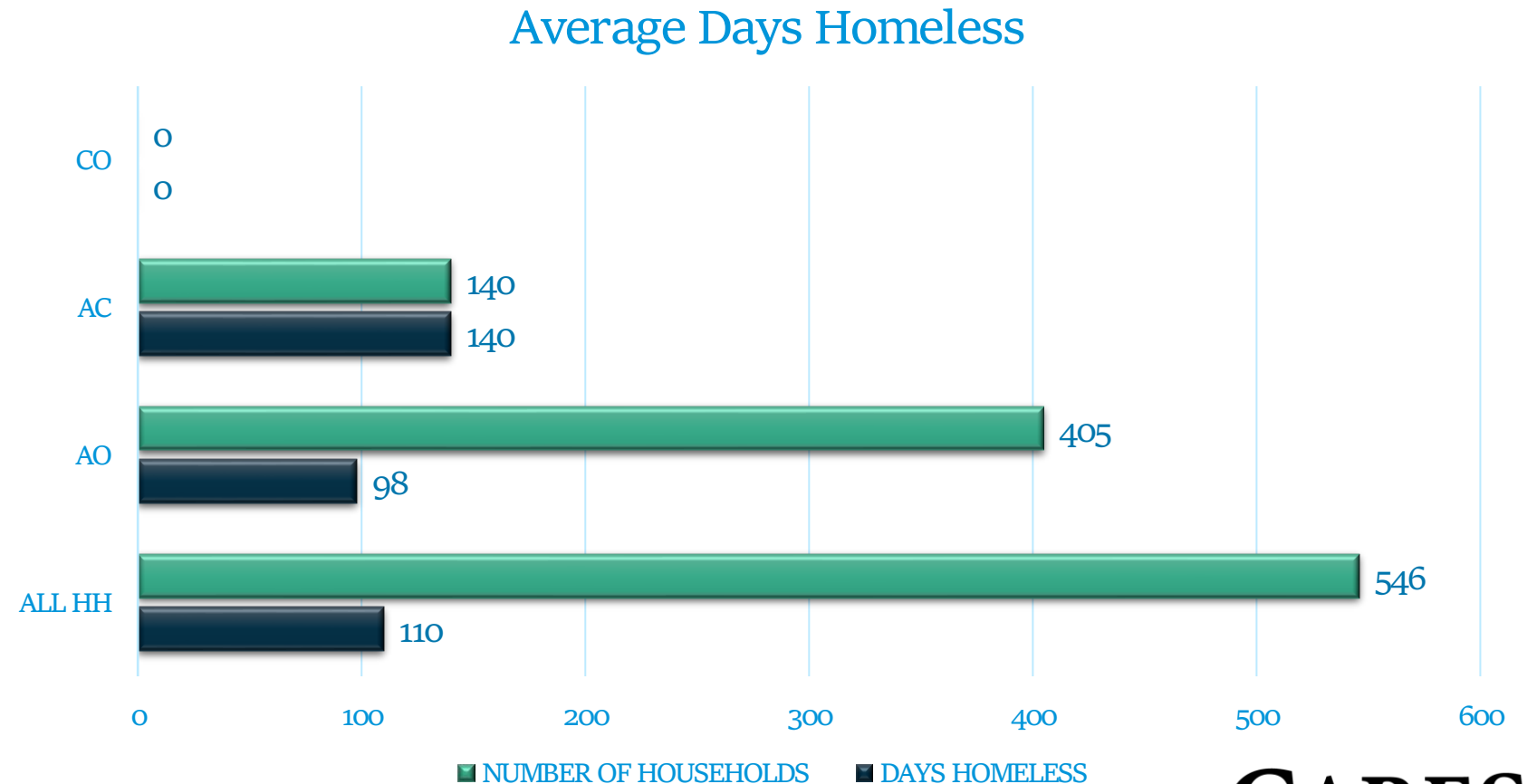


# 1D. AVERAGE DAYS HOMELESS



The average cumulative, unduplicated number of days that households were served in ES, SH, or TH projects; and days in RRH or PSH prior to move-in.

- Adult only households averaged 98 days homeless.
- Adult and Child households averaged 140 days homeless
- There were no Child Only households to collect data from





## 1E. TIME DISTRIBUTION OF DAYS HOMELESS

Average cumulative days homeless and distribution by defined time intervals for each household type.

### Adult Only:

- 50% of adult only households averaged 0-30 days homeless.

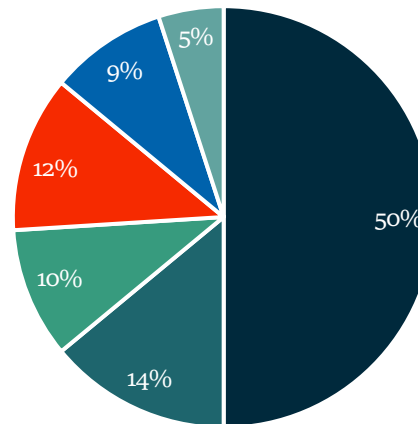
### Adult & Child:

- 29% of adults and child households averaged 0-30 days homeless

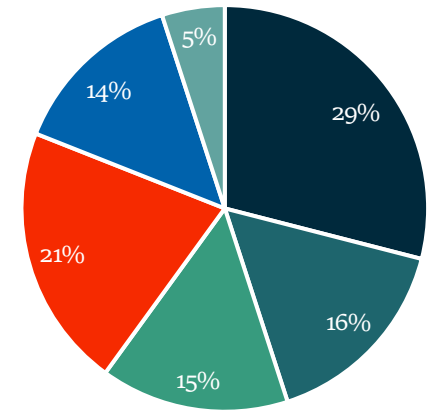
### Child Only:

- No CO HH

Adult Only



Adult & Child

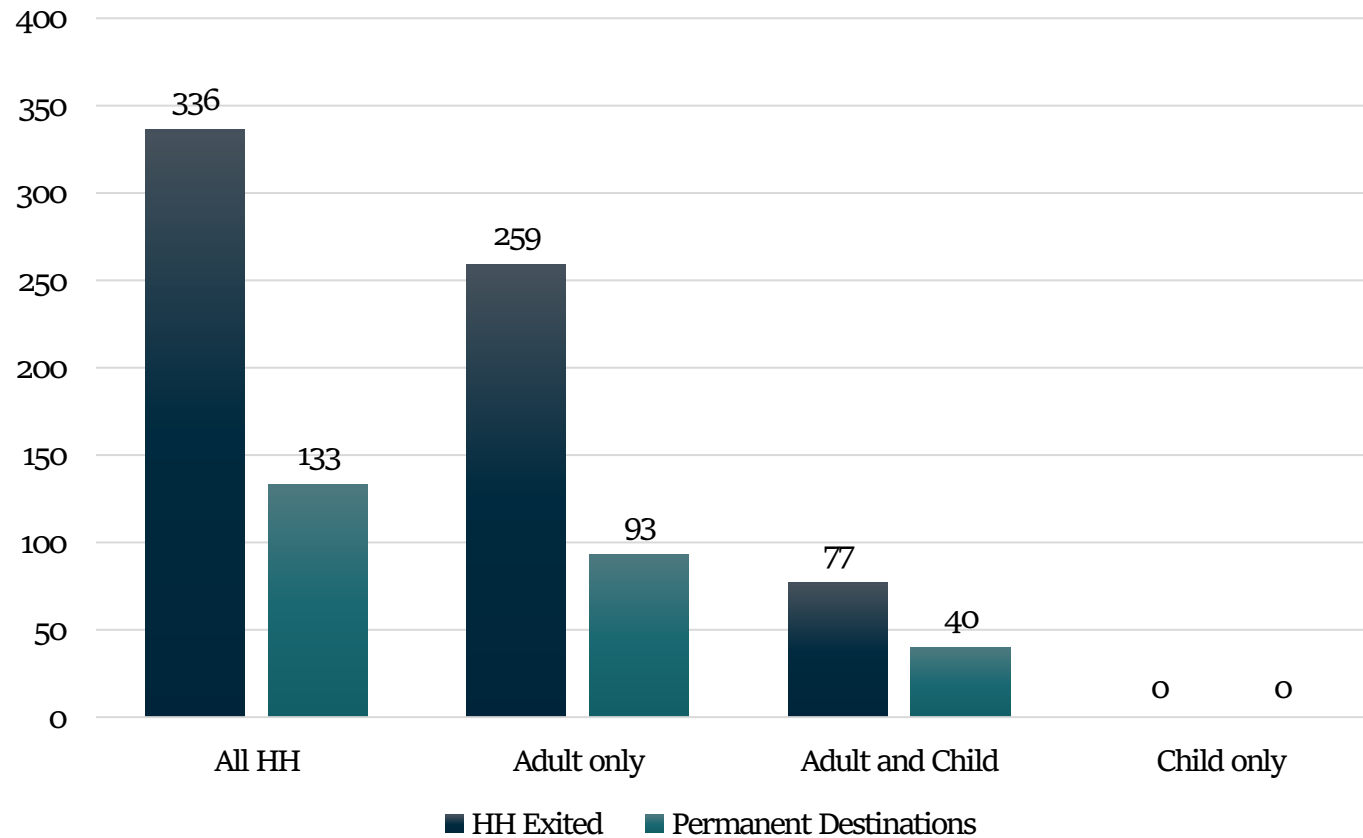


- 0-30 days %
- 31-60 days %
- 61-90 days %
- 91-180 days %
- 181-365 days %
- 366+ days %



# SECTION 2: EXITS AND RETURNS

## 2A. EXITS TO PERMANENT DESTINATIONS: ALL HOUSEHOLDS



In the 2021-2022 FY, there were a total of 336 households exited the homeless system.

Of the total households:

- 133 households exited to a permanent destination
- 93 households were adult only
- 40 households were adult & child
- 0 households were child only

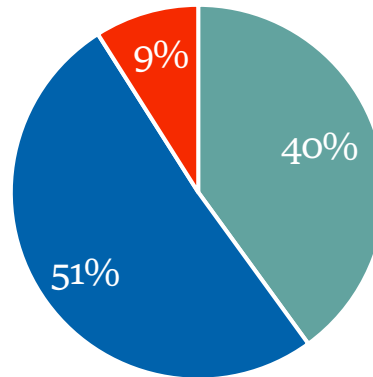
## 2B. EXITS BY DESTINATION TYPE



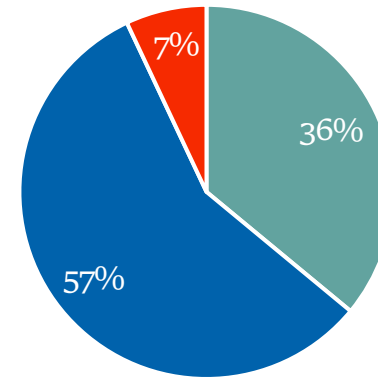
Of the 336 Households that exited the homeless system:

- 51% exited to temporary destinations
- 40% exited to permanent destinations
- 9% exited to unknown destinations

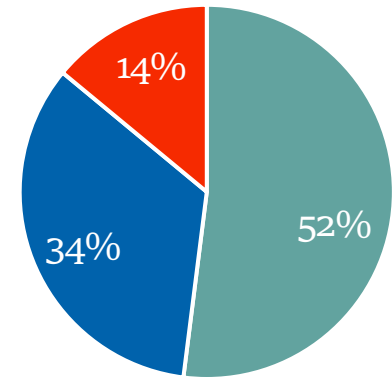
Overall Exits



Adult Only



Adult and Child



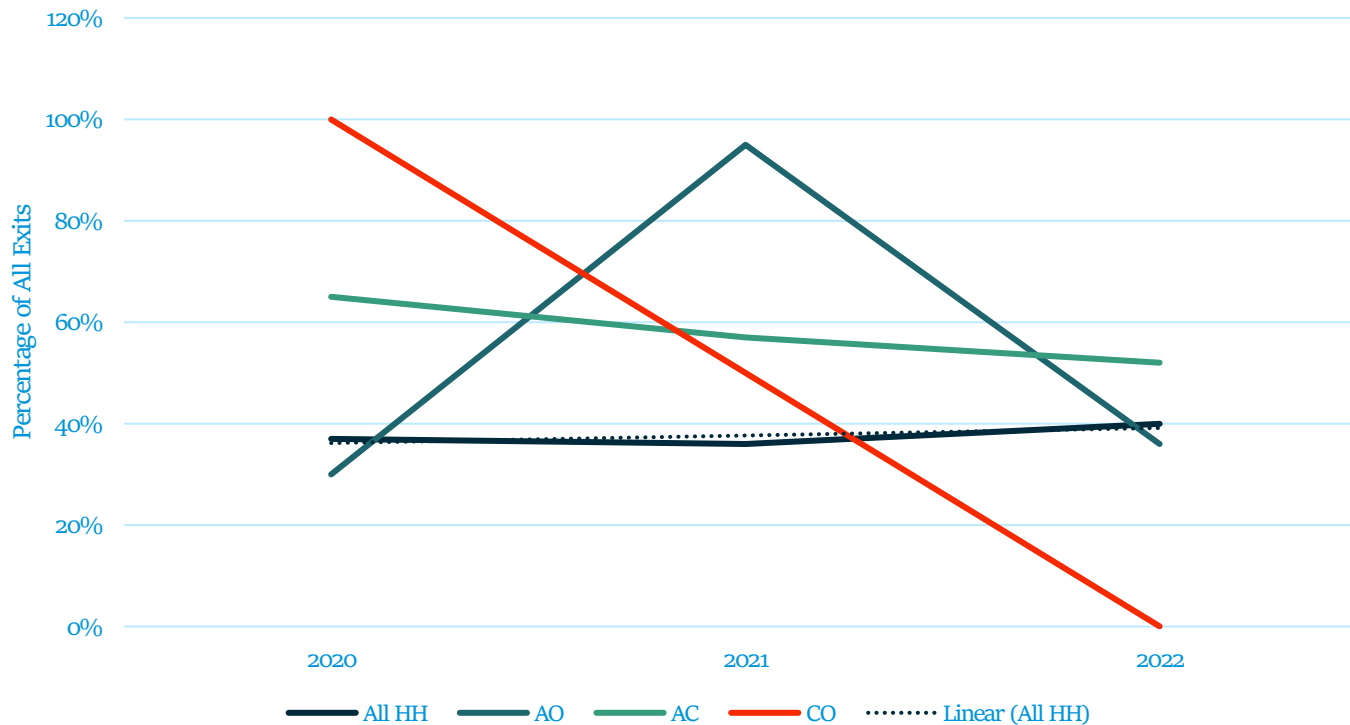
HH TYPE	HH Exited	Permanent Destinations	Temporary Destinations	Unknown Destinations
All HH	336	133	173	30
Adult only	259	93	147	19
Adult and Child	77	40	26	11
Child only	0	0	0	0

- Permanent Destinations
- Temporary Destinations
- Unknown Destinations

## 2C. EXITS TO PERMANENT DESTINATIONS TREND



Exits to Permanent Destinations Trend



### Key Takeaways:

- In 2020: of the 479 Households, 178 exited to permanent destinations
- In 2021: of the 348 Households, 126 exited to permanent destinations
- In 2022: of the 336 Households, 133 exited to permanent destinations
- The overall trendlines for all three (3) years conclude that the percentage of households exit to a permanent destination vary from year to year

## 2D. EXITS TO PERMANENT DESTINATIONS VS. RETURNS OF AO HOUSEHOLDS



### Exits vs Returns:

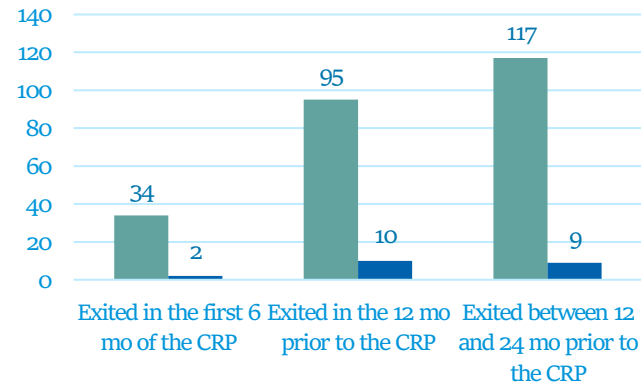
- Within the first 6 months of the Current Report Period (CRP), there was a 4% return rate.
- Within the 12 months period prior to the CRP, there was a 9% return rate.
- Between 12 months and 24 months prior to CRP, there was an 5% return rate.

Despite the length of time, there is less than 10% return rates across all project types within the NY-512 CoC.

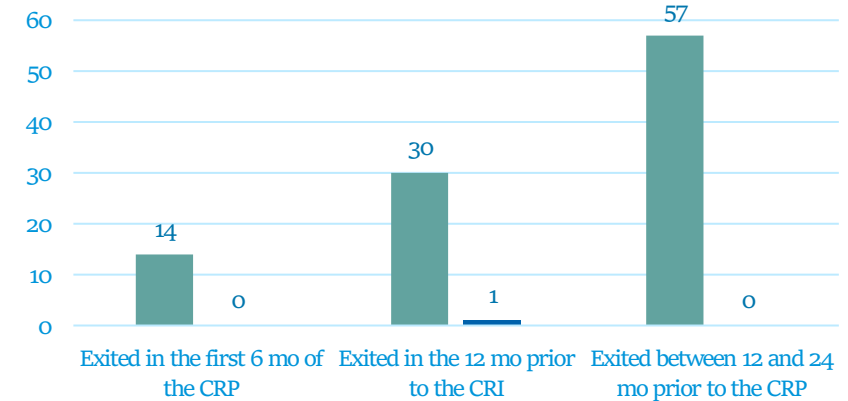
### There were:

- 48 HH served within the first 6mos
- 126 HH served within the 12mos prior to CRP
- 178 HH served between 12mos and 24mos prior to CRP

Returns of AO Households




Returns of AC Households



■ Permanent Destination  
■ Returns

Returns of CO HH

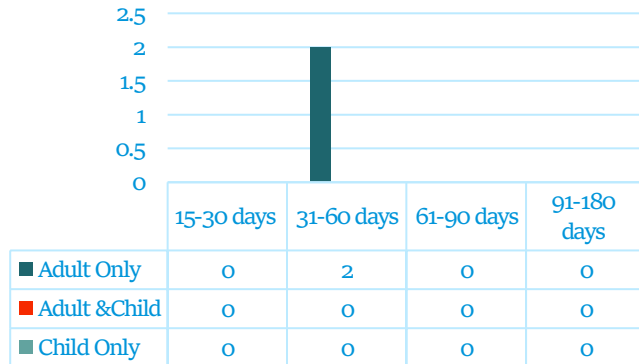


## 2E. TIME DISTRIBUTION OF RETURNS

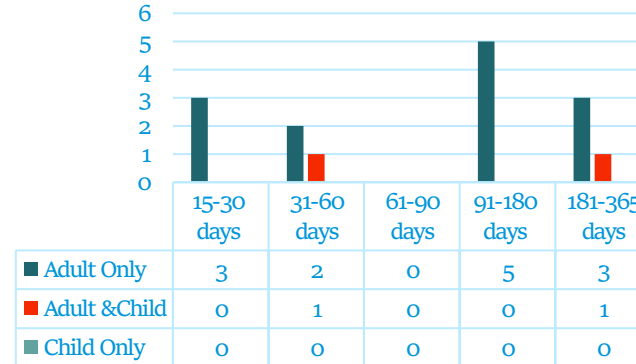


Number of households that returned to the homeless system after exiting to a permanent destination.

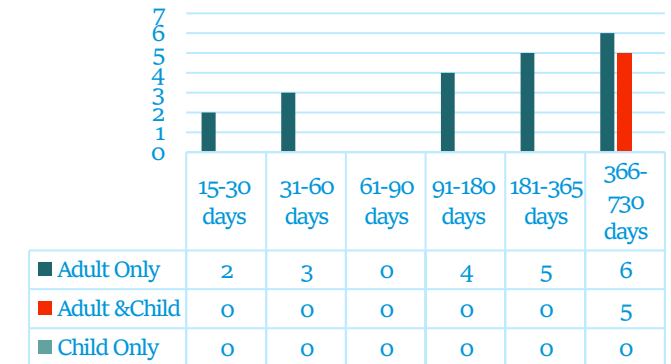
# HH that Exited between 12 and 24 mo prior to the CRP



# HH that Exited between 12 and 24 mo prior to the CRP



# HH that Exited between 12 and 24 mo prior to the CRP



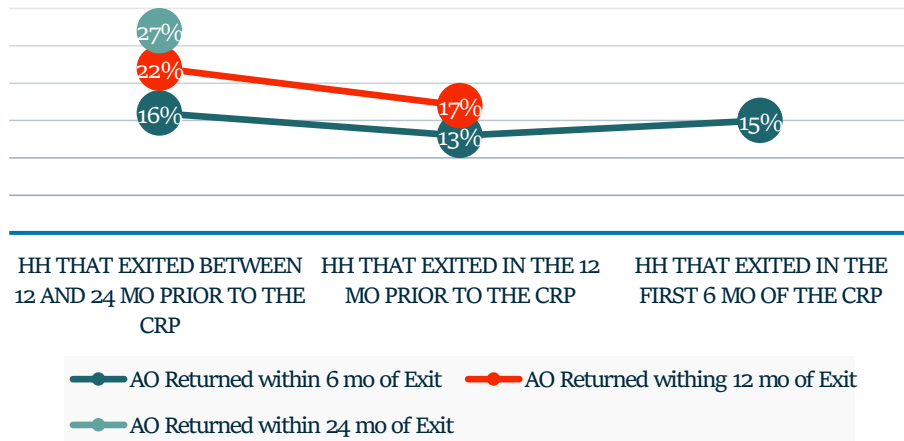
Key takeaways:

- There were a total of 178 households that exited between 12 and 24 months prior to the current report period (CRP).
- Though there is a steady return to homelessness within and in between the twelve months to twenty-four months prior to the CRP, there is a decline in returns to homelessness within the first six months of the CRP.
- Adult and Child households also saw no returns in the first six months of the CRP.

## 2F. RETURN TRENDS

Percent of households that returned to the homeless system within 6, 12, and 24 months after exiting to a permanent destination.

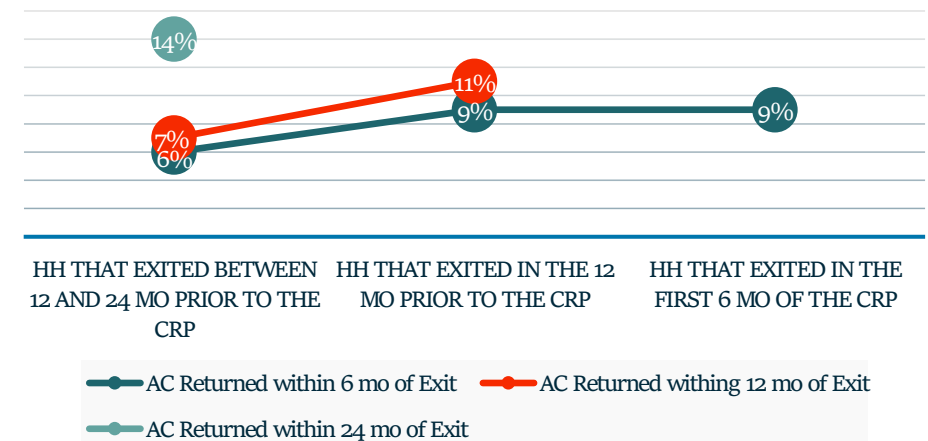
### Return Trends: AO HH



Key takeaways:

- Between 2021 and 2022 adult only households saw a 2% increase in returns.
- Between 2021 and 2022 adult and child households saw a 0% increase in returns.

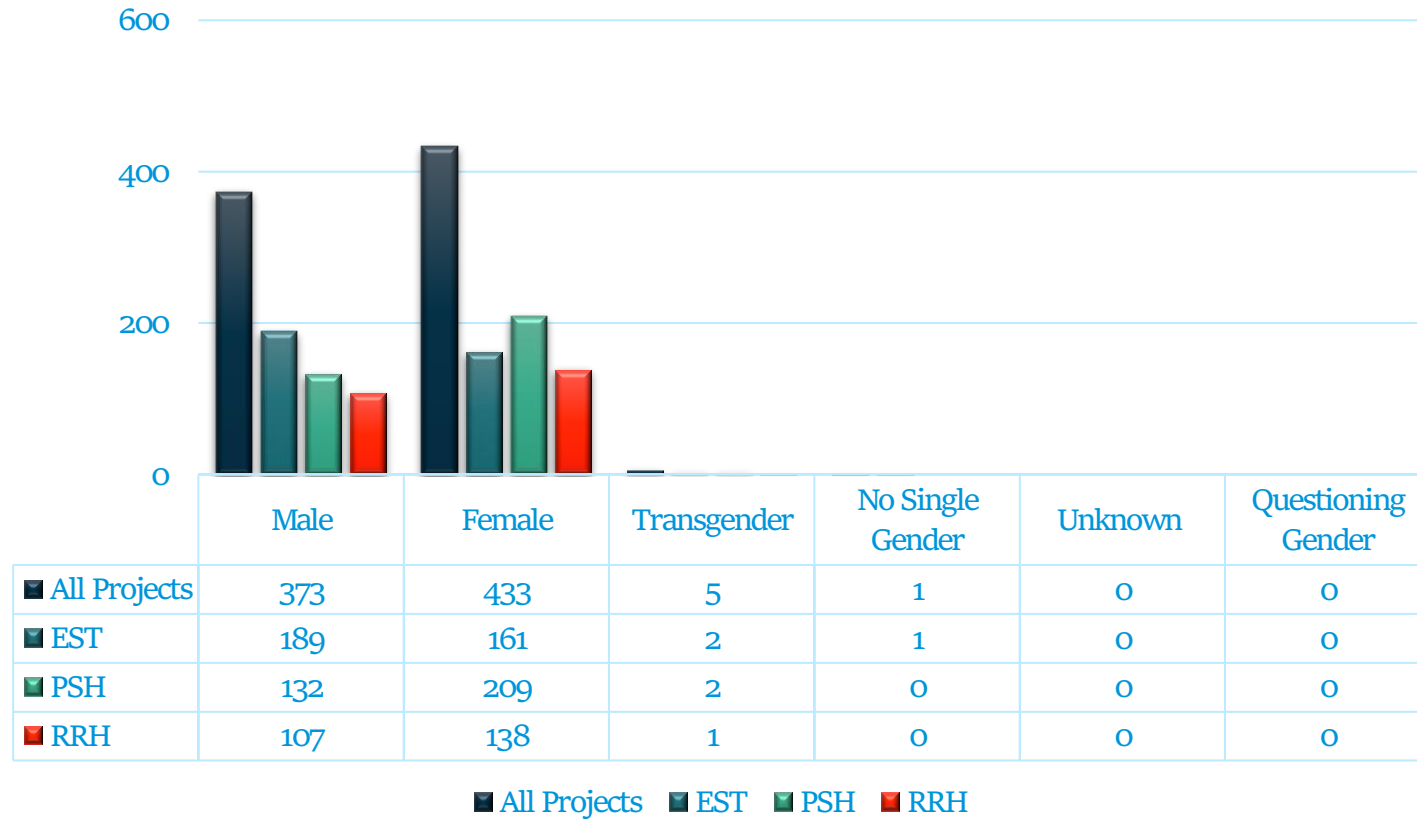
### Return Trends: AC HH





# SECTION 3: ALL HOUSEHOLDS

## 3A. GENDER BREAKDOWN: ALL HOUSEHOLDS



There are 812 Heads of Households and Adults Served within NY-512.

Stella P captures six different types of categories which include female, male, no single gender, questioning gender, transgender and unknown

*Note: The total number households served for each category reflect the total unduplicated number of persons served across all project types. However, there may be some overlap due to persons being served in more than one project type.*

## 3B. AGE BREAKDOWN: ALL HOUSEHOLDS


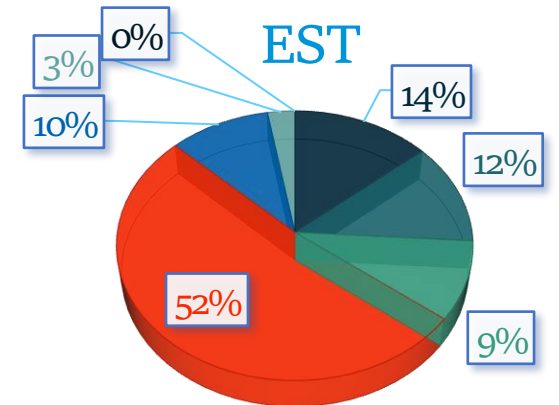
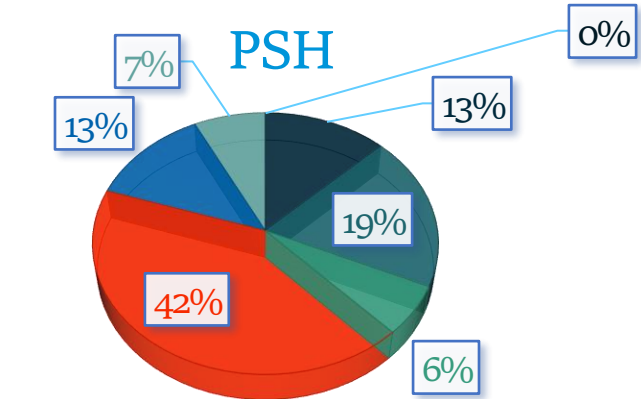
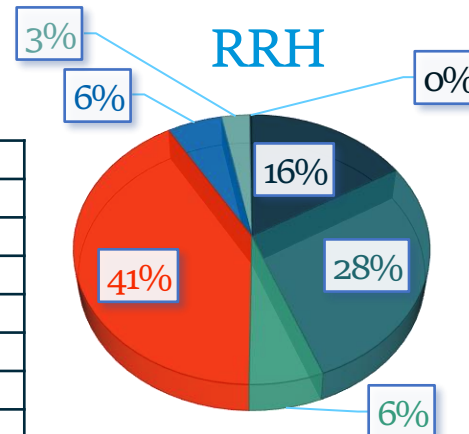
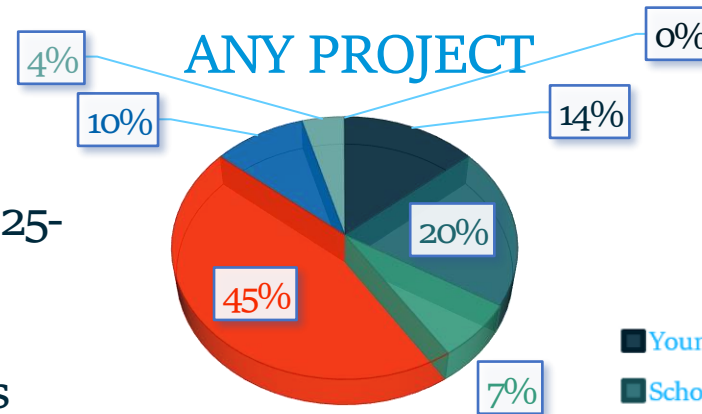


These charts reflect the ages captured of program participants.

Most notably, each project type serves more 25-54 aged persons.

Unknown ages make up less than 1% of ages captured in each project type.

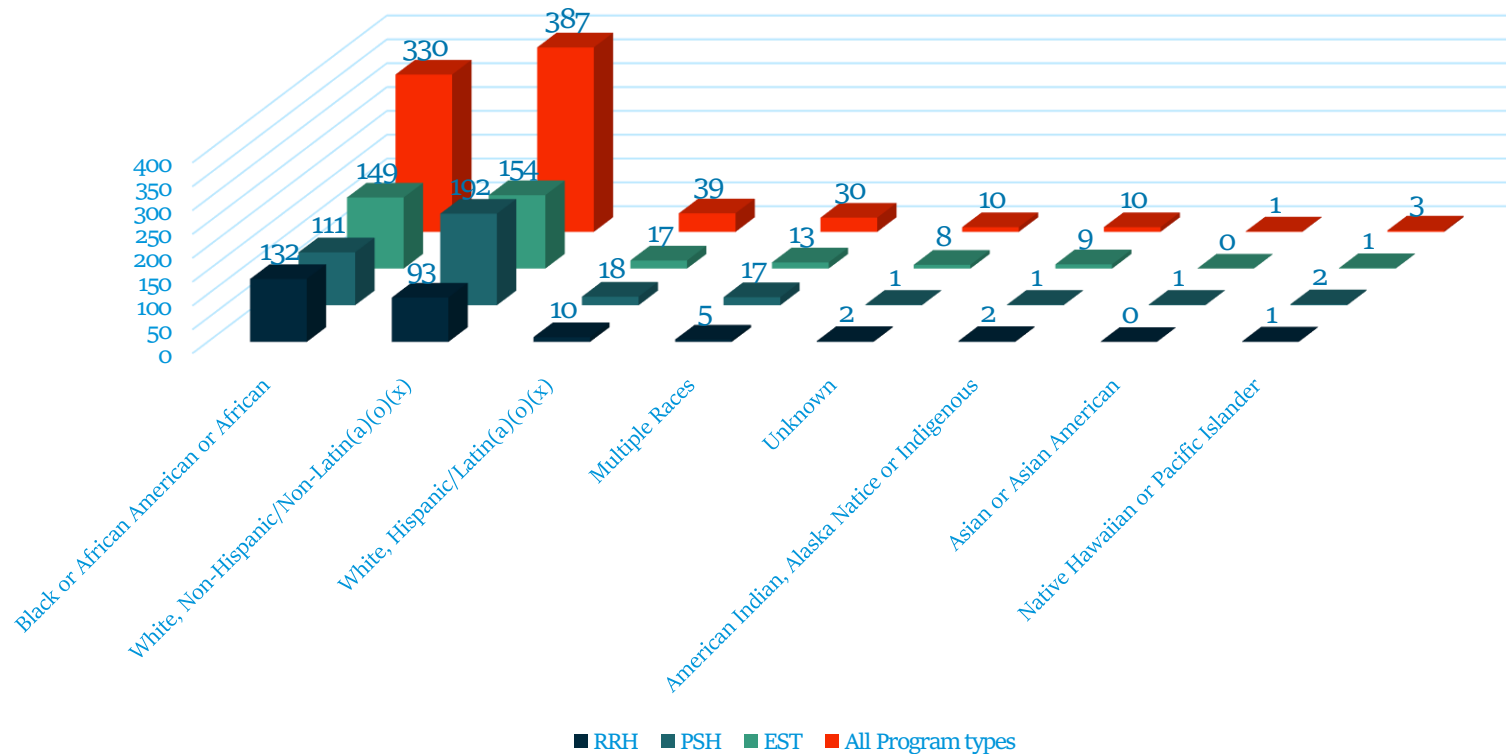
	Any Project	EST	RRH	PSH
Young Children (0-5)	170	66	71	64
School-aged children (6-17)	242	58	121	96
Young Adults (18-24)	87	45	27	31
Adults (25-54)	556	247	180	212
Adults (55-64)	117	48	24	63
Older adults (65+)	53	13	12	37
Unknown	1	0	1	0



# 3C. RACE AND ETHNICITY BREAKDOWN: ALL HOUSEHOLDS



Race and Ethnicity of HoH and Adults of HoH and Adults



## Key takeaways:

- Of all households served (760), Black or African American or African persons make up 41% (330) which indicates an overrepresentation.
- White, Non-Hispanic/Non-Latin(a)(o)(x) persons represent 48% of households served within NY-512.

Note: according to the most recent published Census, White, Non-Hispanic/Non-Latin(a)(o)(x) make up 69.1% of New York State's total population whereas Black or African American or African make up just 17.6%.

<https://www.census.gov/quickfacts/fact/table/NY/PST045222>

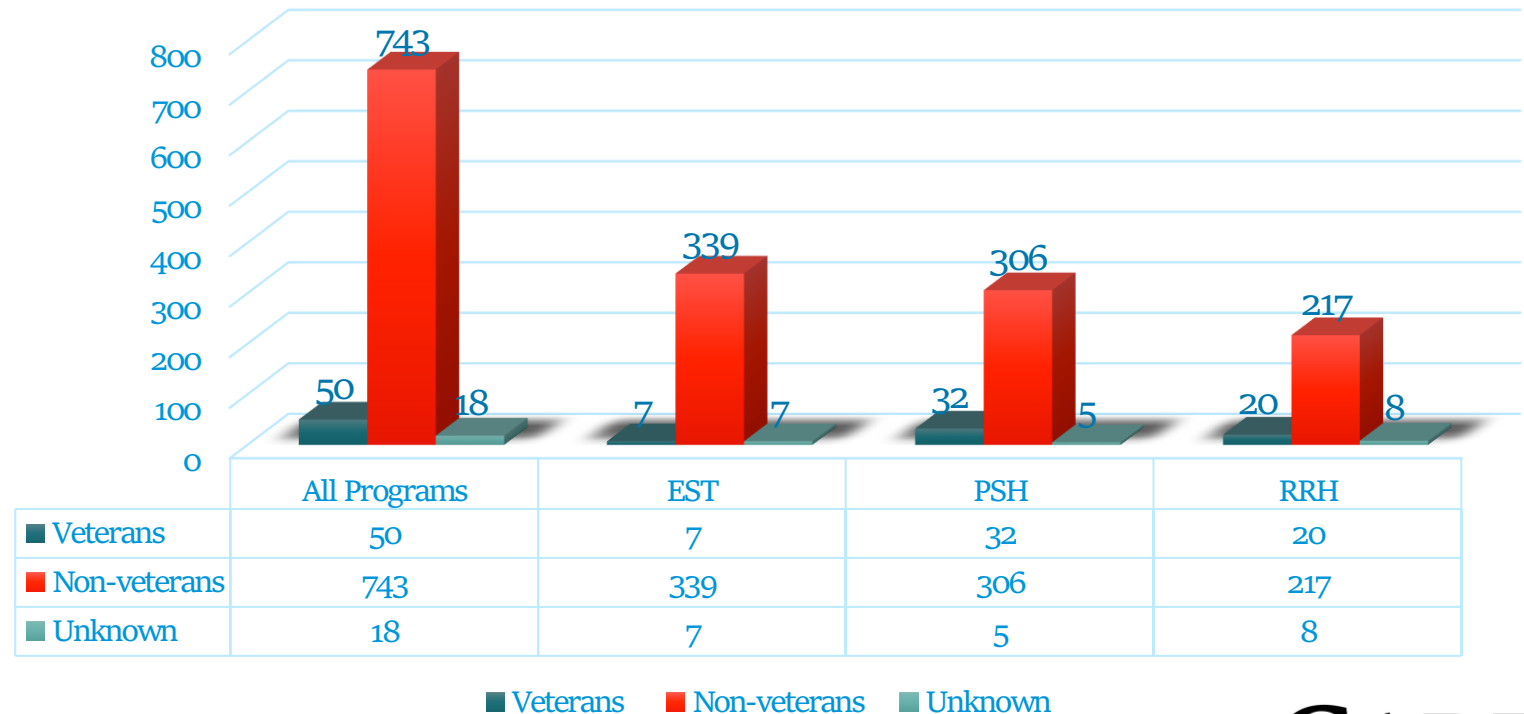
### 3D. VETERAN STATUS: ALL HOUSEHOLDS



Across all program types, there are more non-veterans served than veterans.

Veterans make up a total of 6% of program participants across all programs.

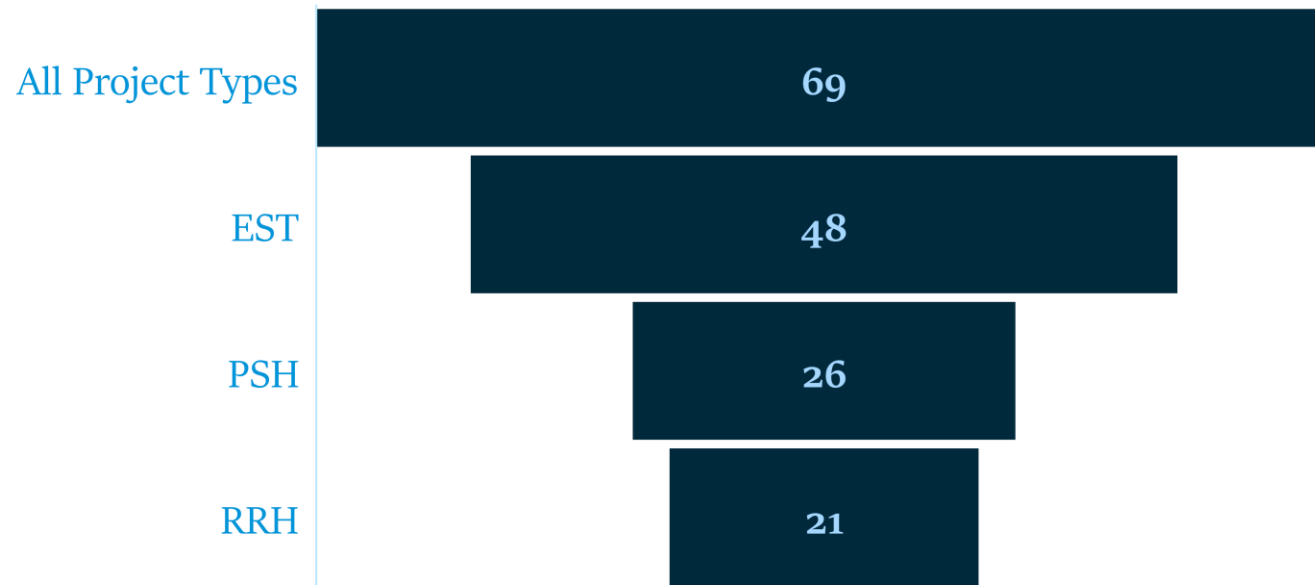
Veteran Status of Adults Per Program



## 3E. PERSONS EXPERIENCING CHRONIC HOMELESSNESS



Chronically homeless HOH and adults in each project type



Emergency Shelters/Transitional Housing serve more participants who are chronically homeless than any other program type.

In fact, Emergency Shelters/Transitional Housing serve 70% of total program participants who are chronically homeless.

*Note: According to HUD, chronically homeless individuals are defined as (1) A “homeless individual with a disability,” as defined in the Act, who: • Lives in a place not meant for human habitation, a safe haven, or in an emergency shelter; and • Has been homeless (as described above) continuously for at least 12 months or on at least 4 separate occasions in the last 3 years where the combined occasions must total at least 12 months”\**

## 3F. SYSTEM ENGAGEMENT: ALL HOUSEHOLDS



### Key Takeaways:

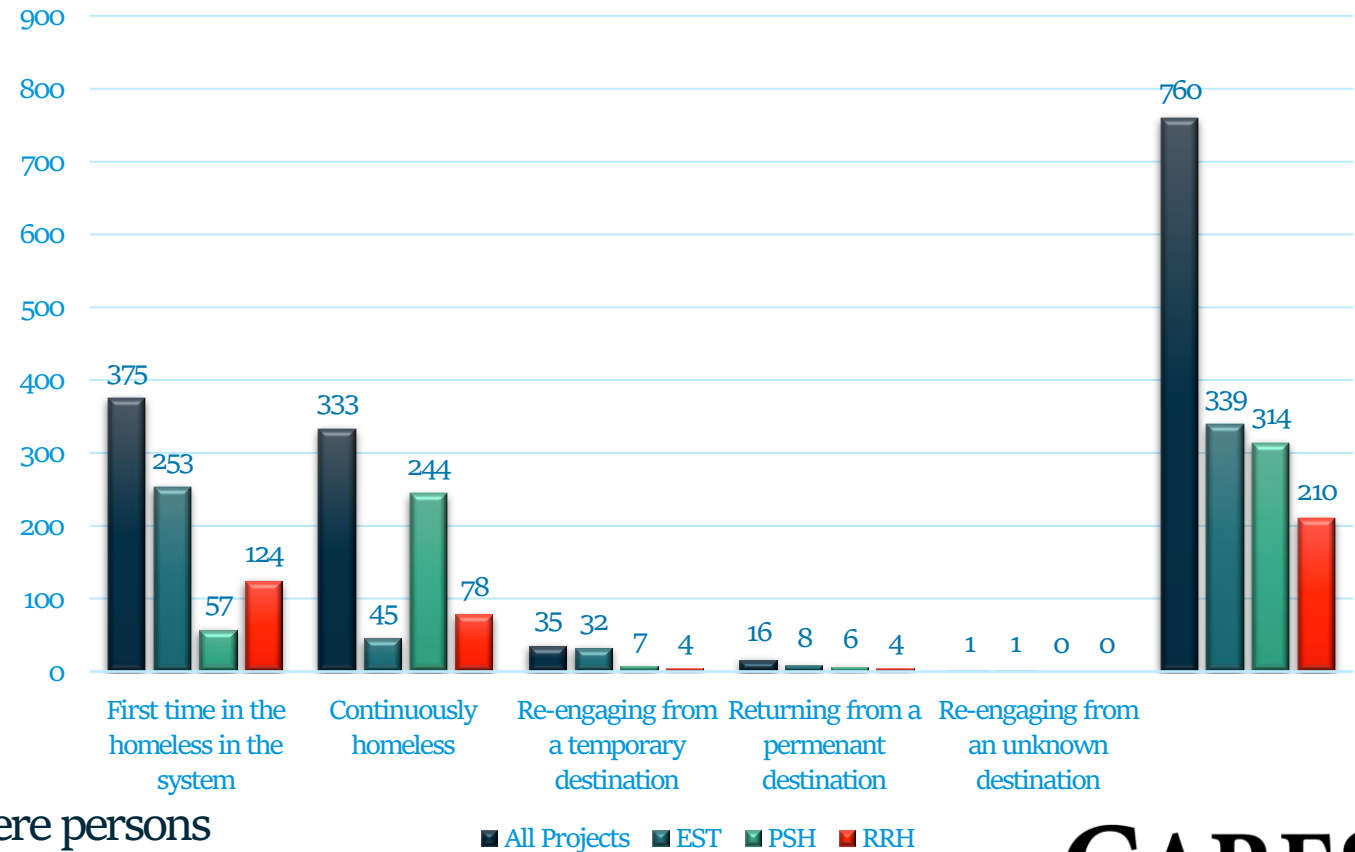
Emergency Shelters/Transitional Housing –  
75% of participants in EST are first time homeless

Permanent Supportive Housing –  
78% of participants in PSH are continuously  
homeless

Rapid Re-Housing –  
37% of participants in RRH are continuously  
homeless

Of 760 households, 49% of all households served were persons  
who experienced homelessness for the first time.

7/20/2023



# 3G. PRIOR LIVING SITUATION: ALL HOUSEHOLDS



## Key Takeaways:

### Emergency Shelter/Transitional Housing:

- 24% of participants in EST previously were homeless sheltered. Additionally, 37% of participants also lived in permanent housing before entering EST.

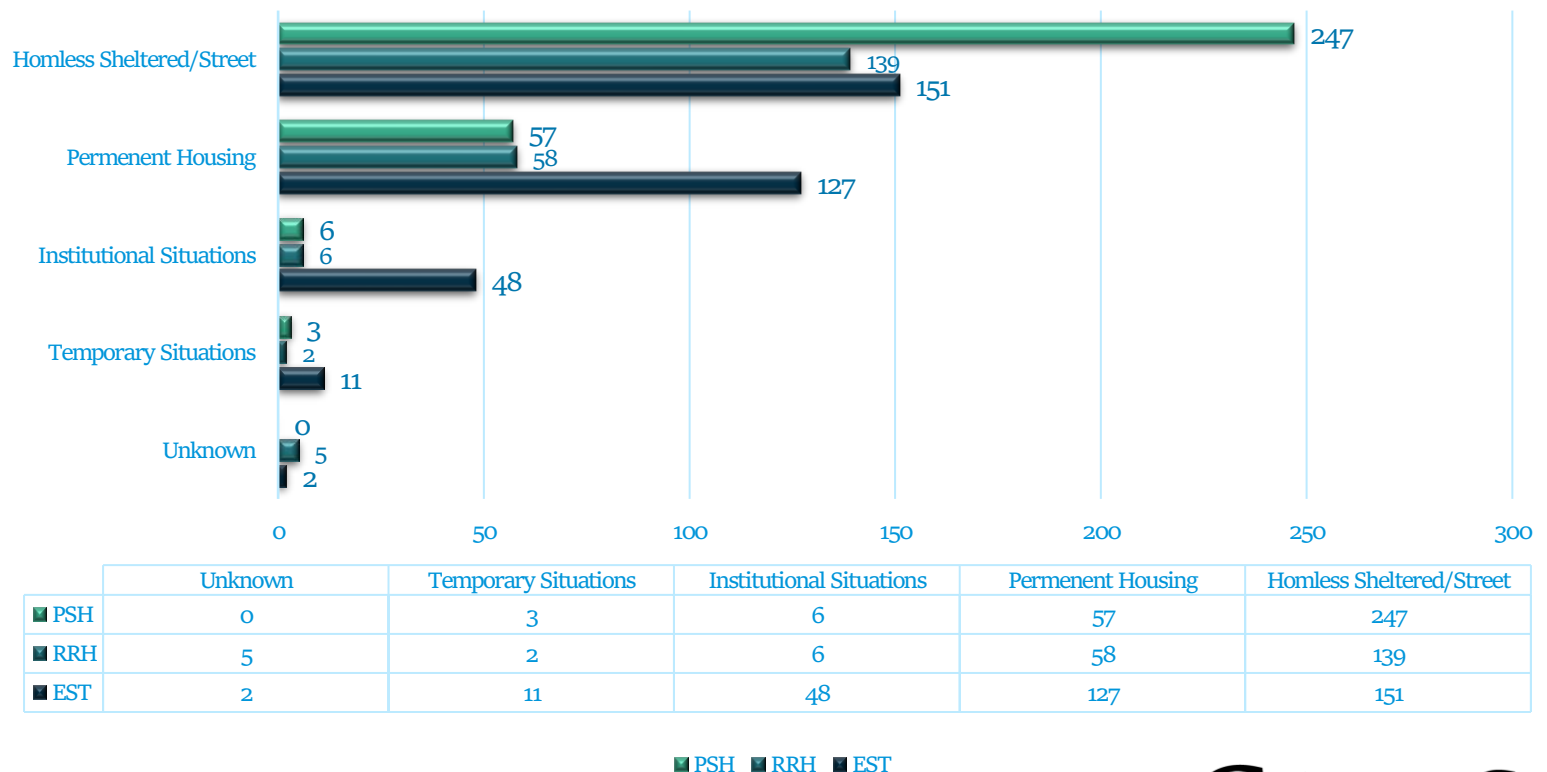
### Permanent Supportive Housing:

- 63% of PSH participants were previously housed in EST.

### Rapid Re-Housing:

- 51% of RRH participants were previously homeless sheltered.

Prior Living Situation for Households



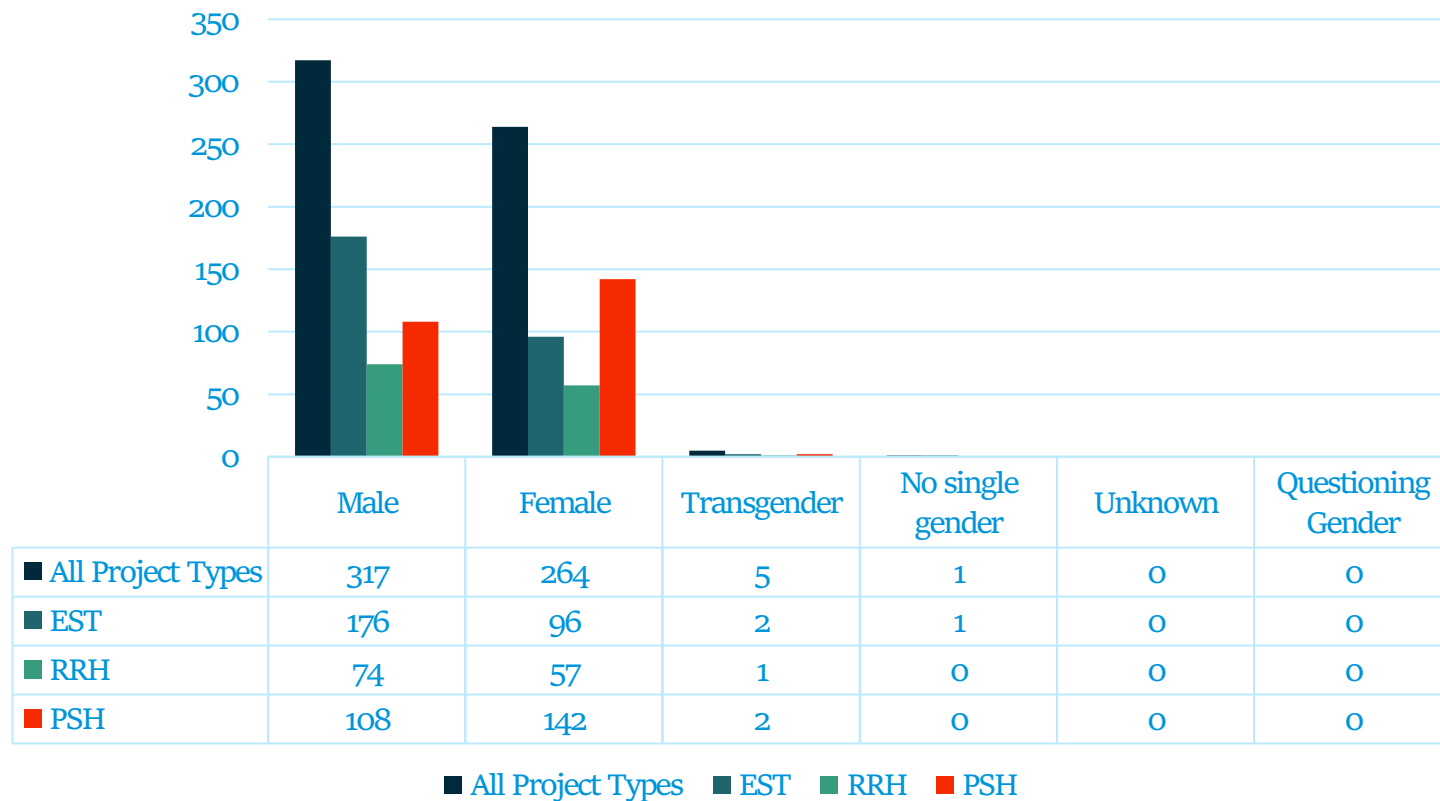


# SECTION 4: ADULT ONLY HOUSEHOLDS

## 4A. GENDER BREAKDOWN: ADULT ONLY HOUSEHOLDS



Gender of HoH and Adults in AO HH

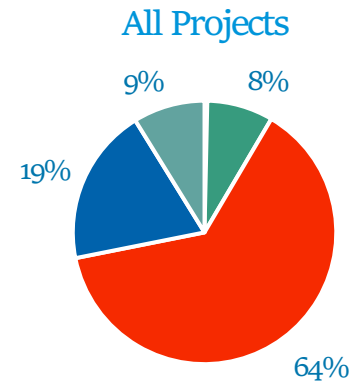


- Stella P captures six different types of categories which include female, male, no single gender, questioning gender, transgender and unknown
- Within AO household, males represented 54% of persons served

## 4B. AGE BREAKDOWN: ADULT ONLY HOUSEHOLDS



Age of All People in Adult Only HH	All Projects	EST	RRH	PSH
Young Adults (18-24)	48	26	14	12
Adults (25-54)	374	190	84	142
Adults (55-64)	62	46	22	62
Older adults (65+)	36	13	12	36
Unknown	0	0	0	0

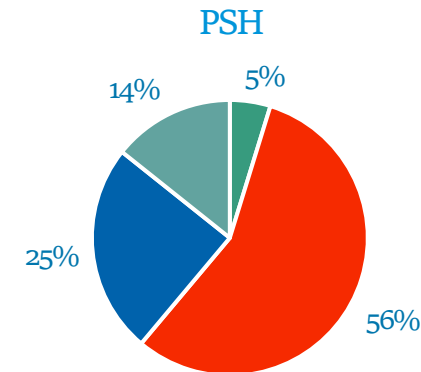
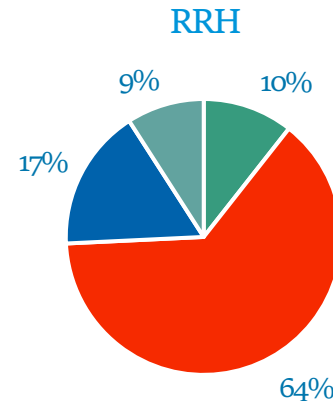
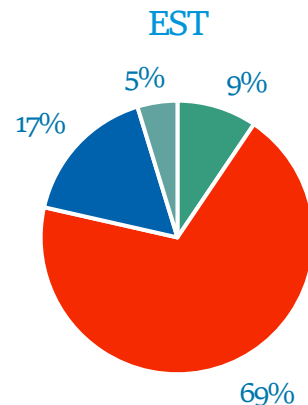


■ Young Adults (18-24) ■ Adults (25-54) ■ Adults (55-64)  
 ■ Older adults (65+) ■ Unknown

These charts reflect the ages captured of program participants in Adult Only households.

Each project type serves persons aged 25-54 in majority.

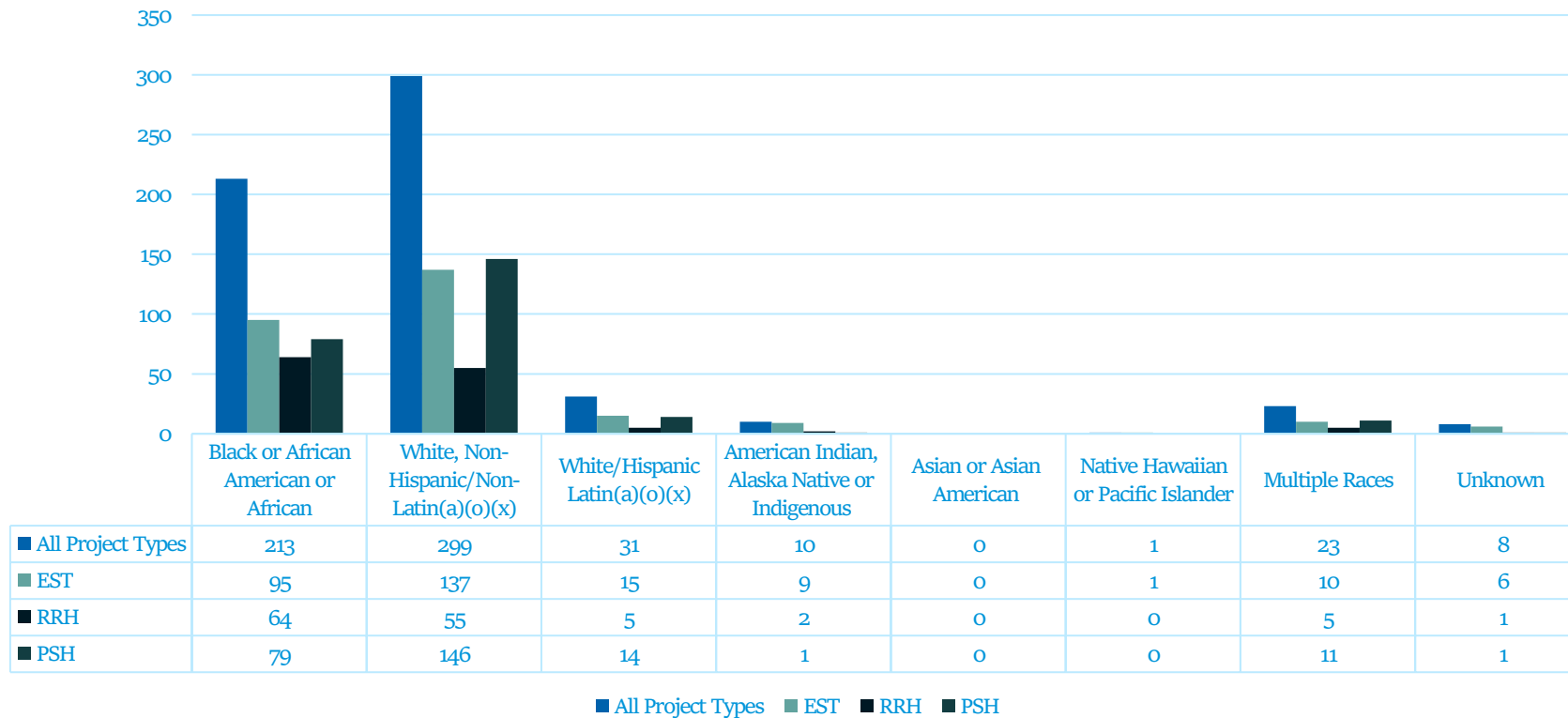
0% of AO HH had persons of unknown age.



## 4C. RACE & ETHNICITY BREAKDOWN: ADULT ONLY HOUSEHOLDS



Ethnicity of HoH and Adults in Adult Only Households



Key takeaway:

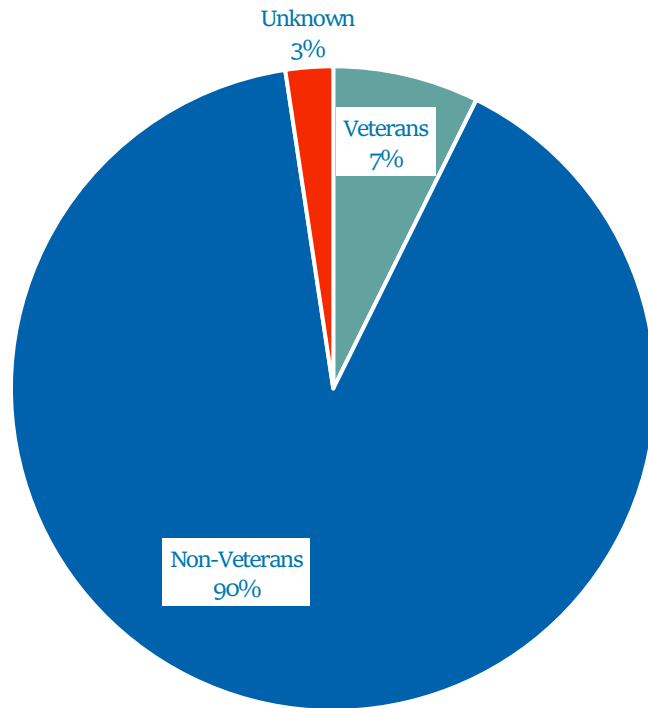
- Of all AO households served (568), Black or African American or African persons make up 36% (213) which indicates an overrepresentation.
- White, Non-Hispanic/Non-Latin(a)(o)(x) persons represent 51% of AO households served within NY-512.

*Note: according to the most recent published Census, White, Non-Hispanic/Non-Latin(a)(o)(x) make up 69.1% of New York State's total population whereas Black or African American or African make up just 17.6%.*

## 4D. VETERAN STATUS: ADULT ONLY HOUSEHOLDS



Veteran Status of Adults (All Project Types)



Veteran Status of Adults	All Project Types	EST	RRH	PSH
Veterans	43	7	18	25
Non-Veterans	530	261	108	224
Unknown	14	7	6	3

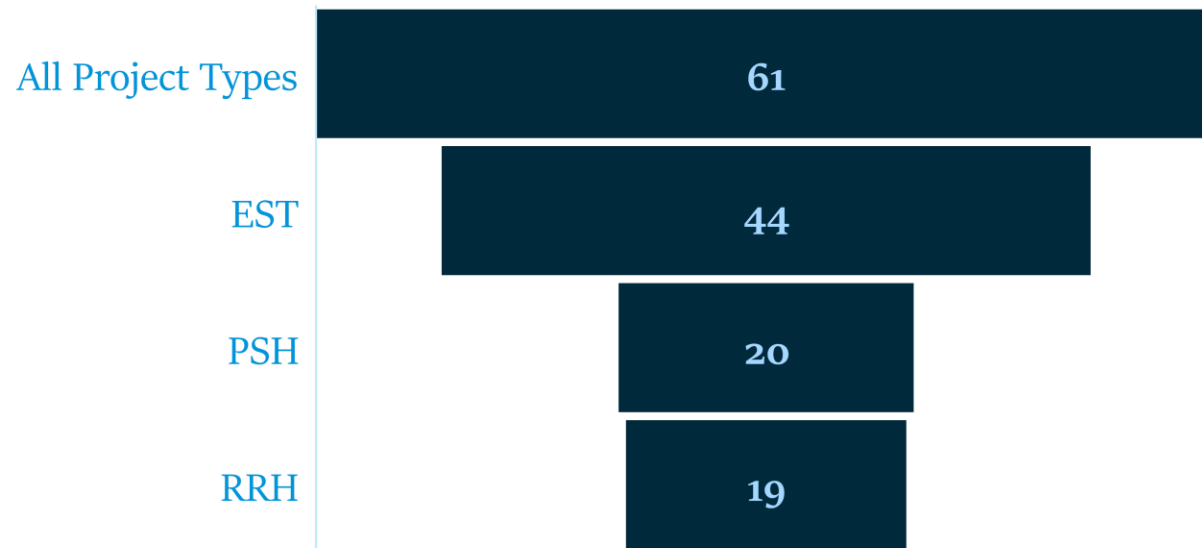
Across all program types, there are more non-veterans served than veterans in AO households.

Veterans make up a total of 7% of program participants in AO households.

## 4E. PERSONS EXPERIENCING CHRONIC HOMELESSNESS: ADULT ONLY HOUSEHOLDS



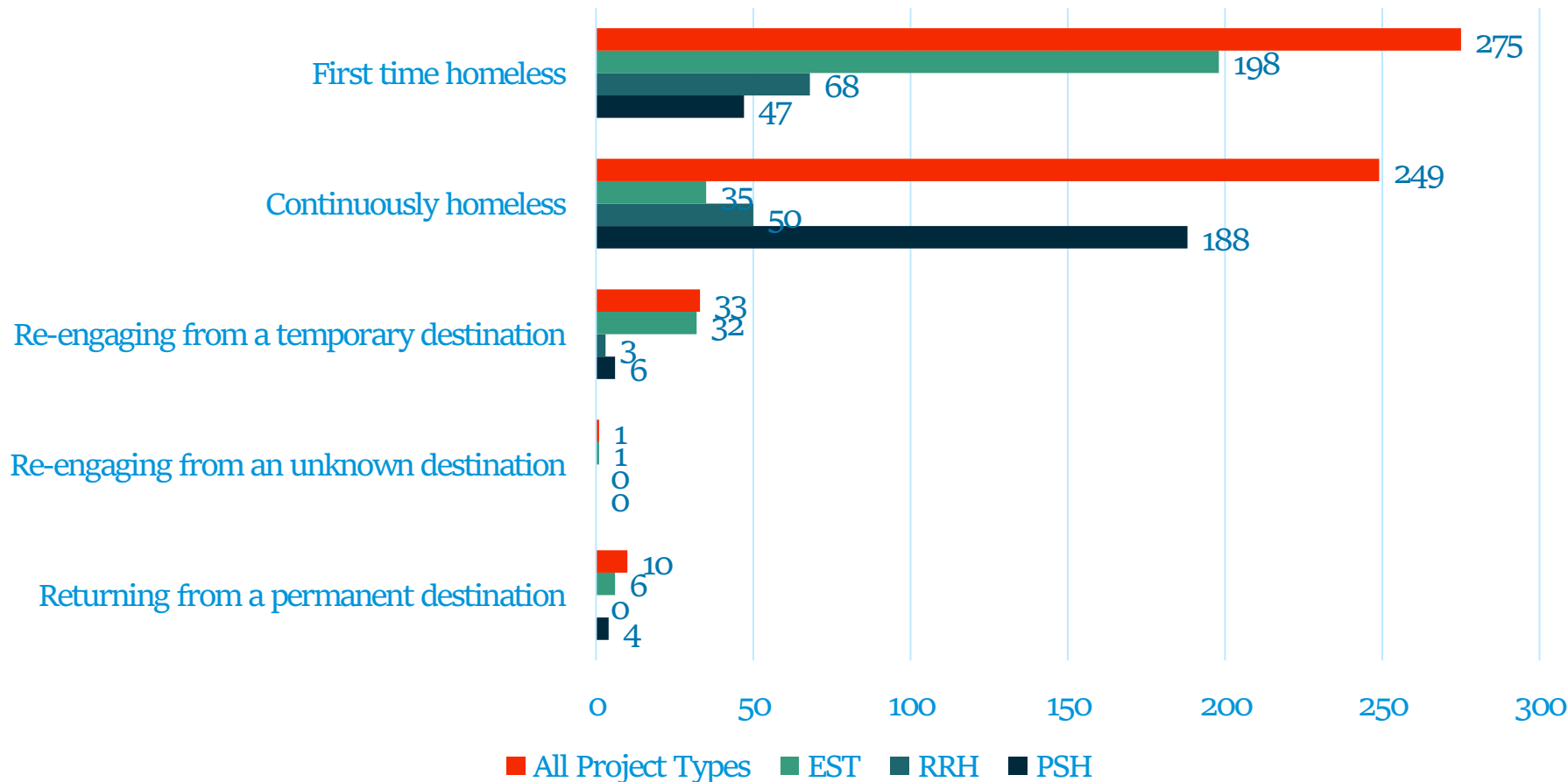
# of HoH and Adults Experiencing Chronic Homelessness in AO Households



- Of the 587 adults served in AO households, 61 (10%) are experiencing chronic homelessness (as defined by HUD)
- Emergency Shelters/Transitional Housing serve more participants who are chronically homeless than any other program type.

*Note: According to HUD, chronically homeless individuals are defined as “(1) A “homeless individual with a disability,” as defined in the Act, who: • Lives in a place not meant for human habitation, a safe haven, or in an emergency shelter; and • Has been homeless (as described above) continuously for at least 12 months or on at least 4 separate occasions in the last 3 years where the combined occasions must total at least 12 months”\**

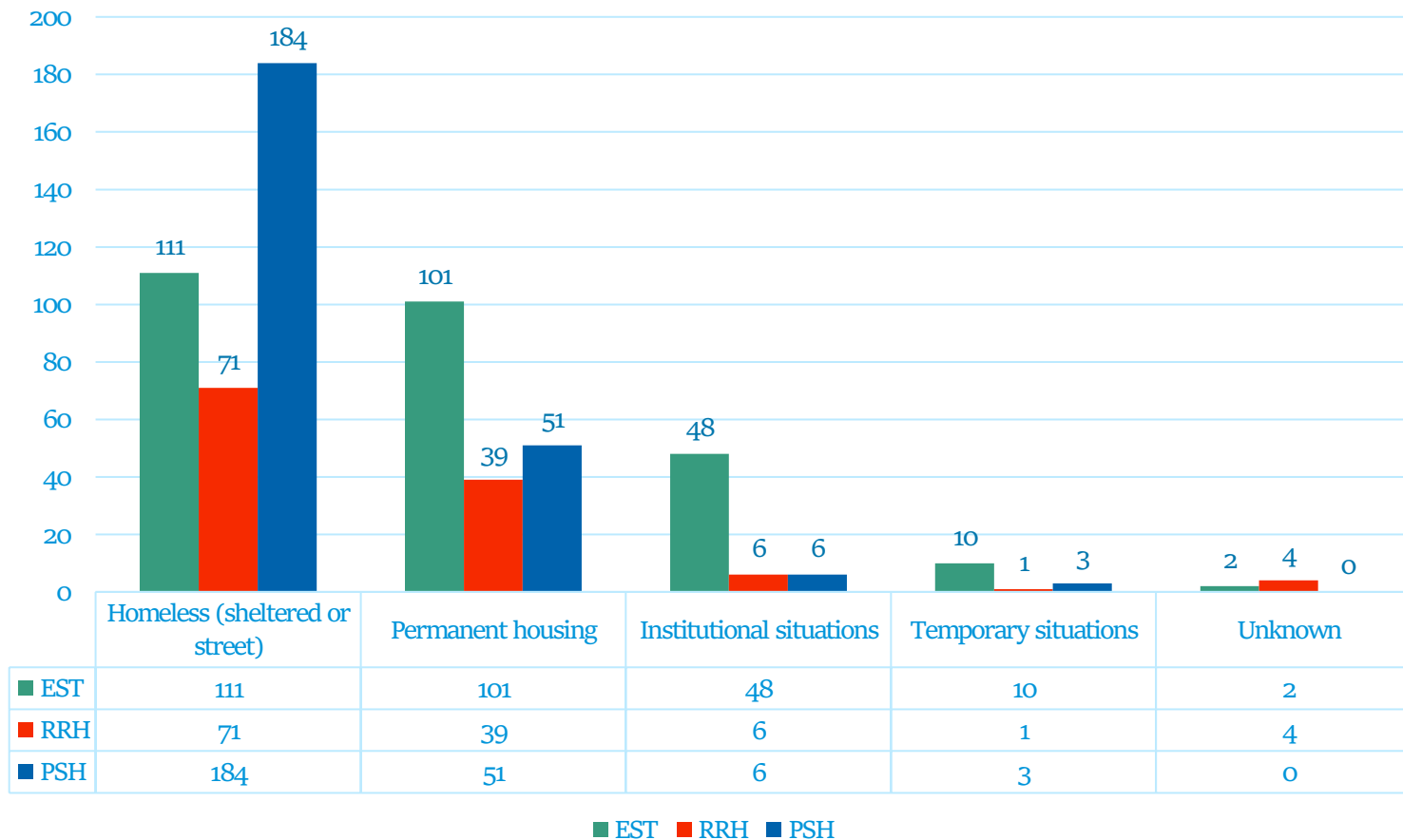
## 4F. SYSTEM ENGAGEMENT: ADULT ONLY HOUSEHOLDS



Of 587 people in AO households:

- 48% (275 people) of adult only households served were persons who experienced homelessness for the first time.
- 44% (249 people) of adult only households served were persons experiencing continuous homelessness

## 4G. PRIOR LIVING SITUATIONS: ADULT ONLY HOUSEHOLDS



- **Emergency Shelter/Transitional Housing:**
  - 42% of participants in EST were living in homeless situations (sheltered or street) prior.
- **Permanent Supportive Housing:**
  - 75% of participants in PSH were living in homeless situations (sheltered or street) prior.
- **Rapid Re-Housing:**
  - 59% of RRH participants were living in homeless situations (sheltered or street) prior.



# SECTION 5: ADULT & CHILD HOUSEHOLDS

## 5A. GENDER BREAKDOWN: ADULT & CHILD HOUSEHOLDS



Gender of HoH and Adults in AC Households



	Female	Male	Transgender	No Single Gender	Questioning Gender	Unknown
■ All Project Types	182	59	0	0	0	0
■ EST	65	13	0	0	0	0
■ RRH	82	32	0	0	0	0
■ PSH	67	24	0	0	0	0

■ All Project Types ■ EST ■ RRH ■ PSH

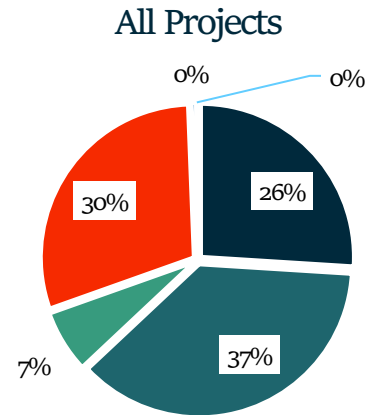
- Stella P captures six different types of categories which include female, male, no single gender, questioning gender, transgender and unknown
- In contrast to AO households, within AC households 74% of adults served were female

## 5B. AGE BREAKDOWN: ADULT & CHILD HOUSEHOLDS

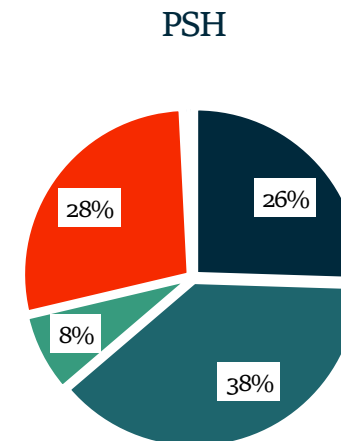
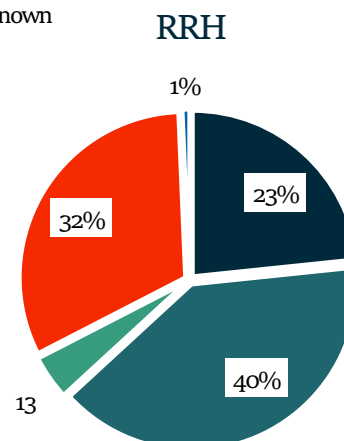
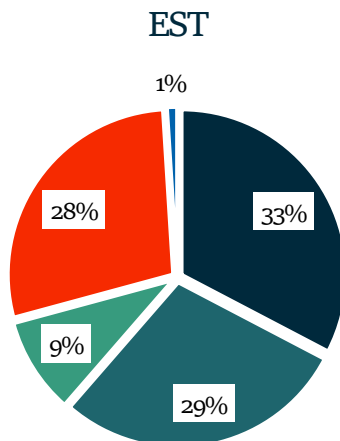
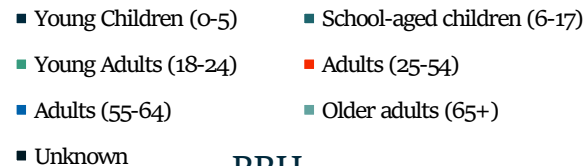


These charts reflect the ages captured of program participants in Adult & Child households.

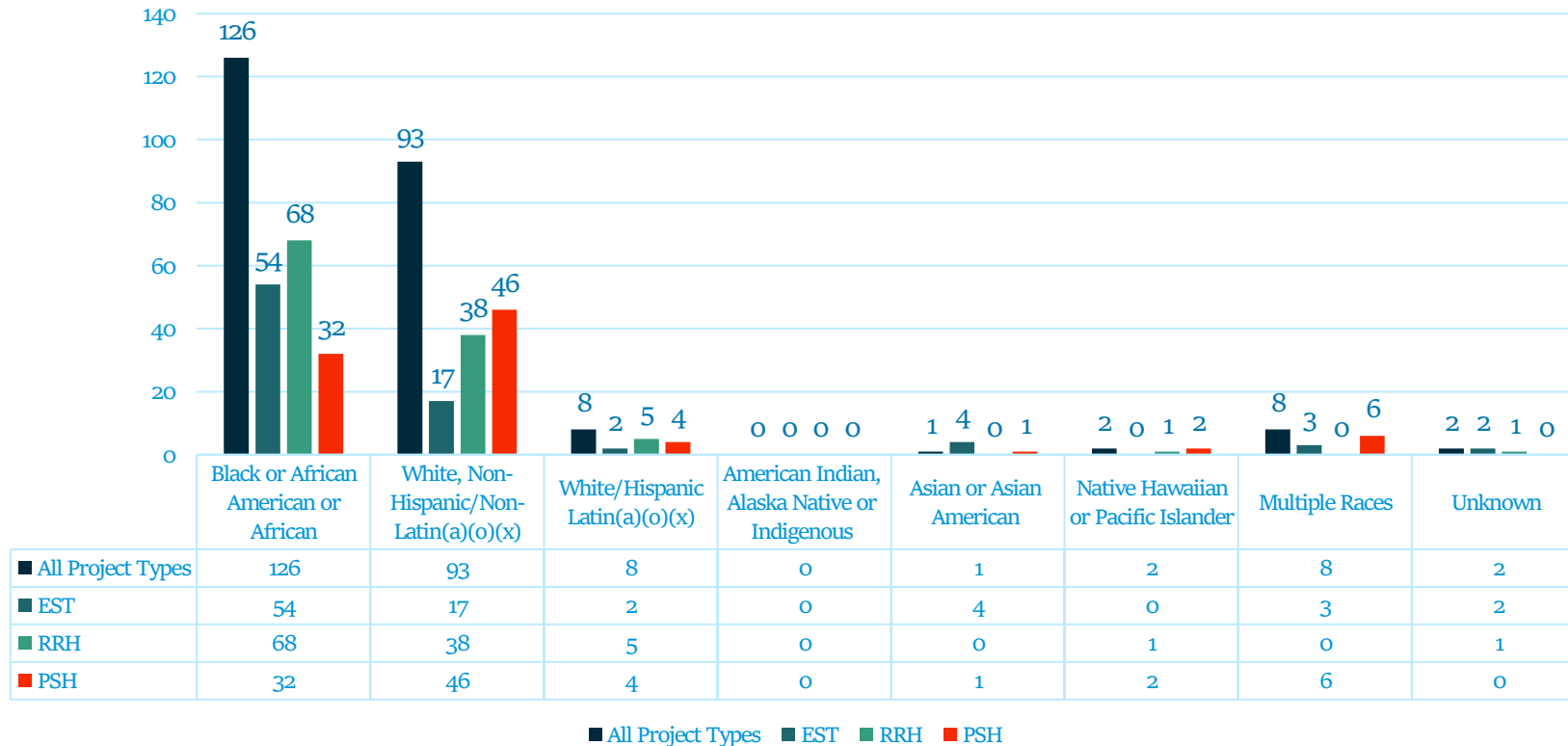
Each project type serves adults 25-54 and children ages 0-17 in majority.



Age of All Persons in Household	All Projects	EST	RRH	PSH
Young children (0-5)	170	66	71	64
School-aged children (6-17)	242	58	121	96
Young adults (18-24)	43	19	13	19
Adults (25-54)	195	57	97	70
Adults (55-64)	3	2	2	1
Older adults (65+)	1	0	0	1
Unknown	0	0	0	0



## 5C. RACE & ETHNICITY BREAKDOWN: ADULT & CHILD HOUSEHOLDS



Key takeaways:

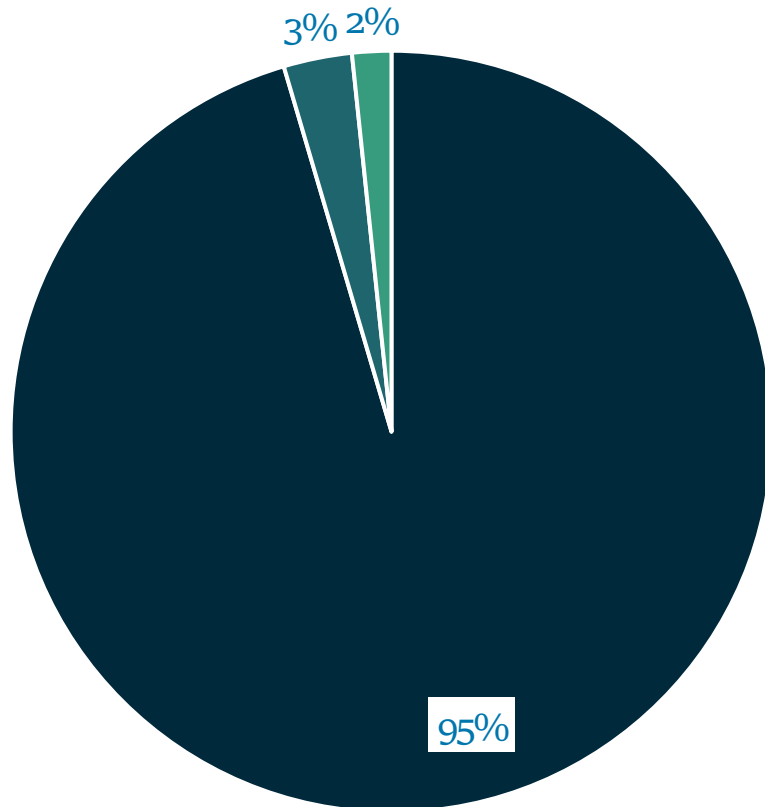
Of the AC households served (191), Black or African American or African persons make up 52% (126) which indicates an overrepresentation.

By contrast, White, Non-Hispanic/Non-Latin(a)(o)(x) persons represent 39% of AC households served within NY-512.

*Note: according to the most recent published Census, White, Non-Hispanic/Non-Latin(a)(o)(x) make up 69.1% of New York State's total population whereas Black or African American or African make up just 17.6%.*

<https://www.census.gov/quickfacts/fact/table/NY/PST045222>

## 5D. VETERAN STATUS : ADULT & CHILD HOUSEHOLDS




Veteran Status of Adults	All Project Types	EST	RRH	PSH
Non-Veterans	230	78	110	82
Veterans	7	0	2	7
Unknown	4	0	2	2

Across all program types, there are more non-veterans served than veterans in AC households.

Veterans make 6% of program participants in AC households

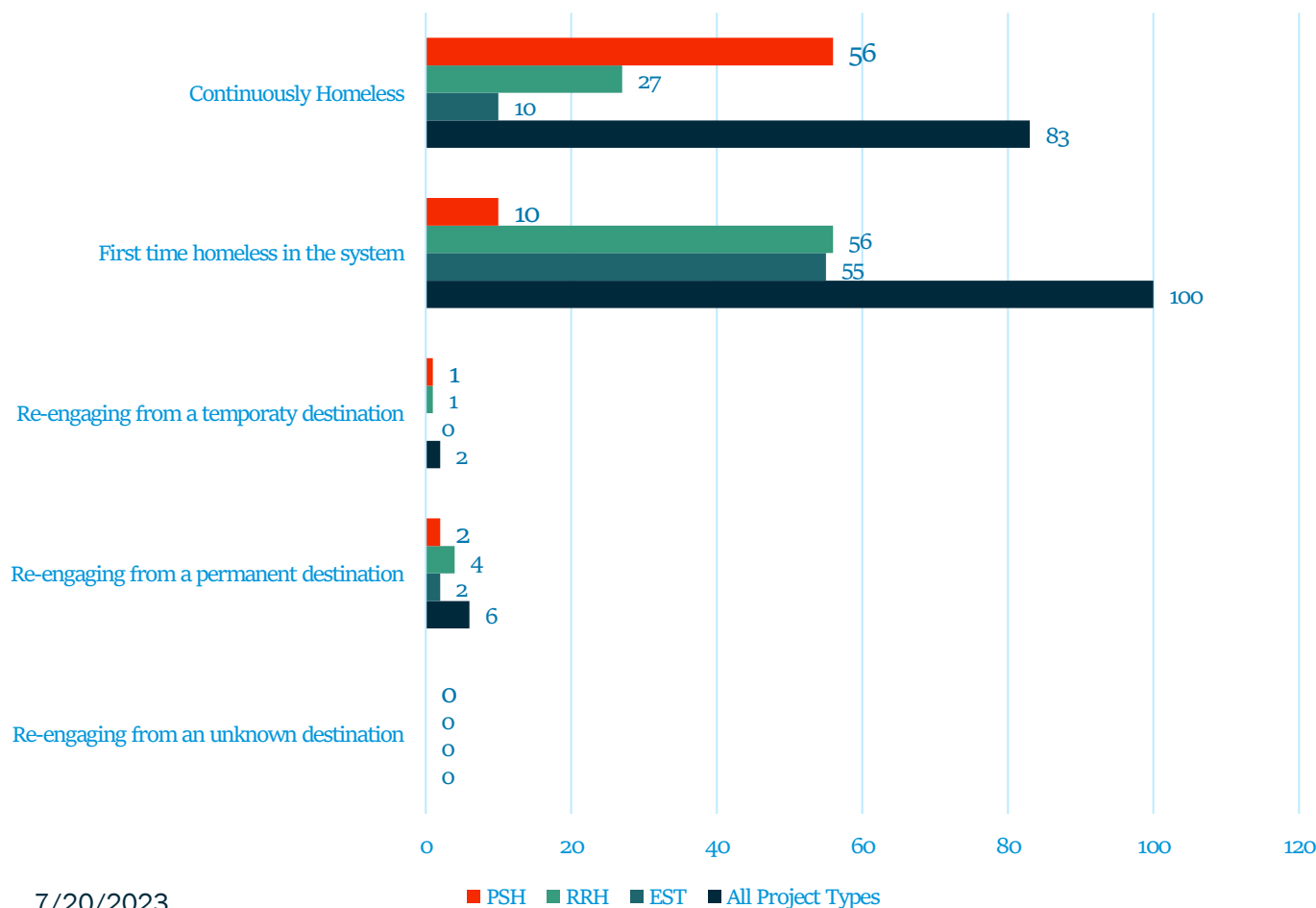
## 5E. CHRONIC HOMELESSNESS: ADULT & CHILD HOUSEHOLDS



- Of the 241 adults served in AC households, 9 (2%) are experiencing chronic homelessness (as defined by HUD).
- Emergency Shelters/Transitional Housing serve more participants who are chronically homeless than any other program type.

*Note: According to HUD, chronically homeless individuals are defined as “(1) A “homeless individual with a disability,” as defined in the Act, who: • Lives in a place not meant for human habitation, a safe haven, or in an emergency shelter; and • Has been homeless (as described above) continuously for at least 12 months or on at least 4 separate occasions in the last 3 years where the combined occasions must total at least 12 months”\**

## 5F. SYSTEM ENGAGEMENT: ADULT & CHILD HOUSEHOLDS



### ■ Of 191 AC households:

- 52% (100 HH) of all households served were persons who experienced homelessness for the first time.
- 43% (83 HH) of all households served were persons experiencing continuous homelessness

## 5G. PRIOR LIVING SITUATIONS OF ADULT & CHILD HOUSEHOLDS



### Key Takeaways:

#### Emergency Shelter/Transitional Housing:

- 39% of participants in EST previously came from permanent housing.

#### Permanent Supportive Housing:

- 88% of PSH participants were previously homeless sheltered.

#### Rapid Re-Housing:

- 59% of RRH participants were previously homeless sheltered.

Prior Living Situation	EST	RRH	PSH
Homeless (sheltered or street)	40	67	63
Permanent housing	26	19	6
Institutional situations	0	0	1
Temporary situations	1	1	2
Unknown	0	1	0

