

A COMPREHENSIVE OVERVIEW OF COC DATA AS SUBMITTED TO HUD IN
THE 2022 LONGITUDINAL SYSTEM ANALYSIS (LSA) REPORT.

CARES



OF NY, INC

ENDING HOMELESSNESS

www.caresny.org

HMIS ANNUAL REPORT

SCHENECTADY CITY & COUNTY COC

10/1/2021-9/30/2022

READING THIS REPORT:



- The LSA includes the following HMIS Project Types:
 - EST- Emergency Shelter and Transitional Housing
 - Emergency Shelter (ES) includes any facility with overnight sleeping accommodations, the primary purpose of which is to provide temporary shelter for the homeless in general or for specific populations of the homeless.
 - Transitional Housing (TH) provides temporary housing with supportive services to individuals and families experiencing homelessness with the goal of interim stability and support to successfully move to and maintain permanent housing.
 - RRH- Rapid Re-Housing
 - Rapid Re-Housing (RRH) is permanent housing that provides short-term (up to three months) and medium-term (4-24 months) tenant-based rental assistance and supportive services to households experiencing homelessness.
 - PSH- Permanent Supportive Housing
 - Permanent Supportive Housing (PSH) is permanent housing in which housing assistance (e.g., long-term leasing or rental assistance) and supportive services are provided to assist households with at least one member (adult or child) with a disability in achieving housing stability
 - SH- Safe Haven
 - Safe Haven (SH), as defined in the Supportive Housing Program, is a form of supportive housing that serves hard-to-reach homeless persons with severe mental illness who come primarily from the streets and have been unable or unwilling to participate in housing or supportive services.
- New categorization of Household Types have been included in the LSA:
 - AO- Adult Only (Includes any household where all members are age 18 or older)
 - AC- Adult and Child (Includes any household of at least one person ages 18 or older, and at least one person under 18)
 - CO- Child Only (Includes any household where all members are age 17 or younger)
- Additional Terms:
 - HH- Household
 - HoH- Head of Household
 - CRP- Current Report Period

TABLE OF CONTENTS

■ Section 1: General Overview.....	5	■ Section 4: Adult Only Households.....	26
■ 1A. NY-507 System Performance Overview.....	6	■ 4A. Gender Breakdown.....	27
■ 1B. Households and Persons Served.....	7	■ 4B. Age Breakdown.....	28
■ 1C. Number of Households Across All Projects.....	8	■ 4C. Race and Ethnicity Breakdown.....	29
■ 1D. Average Days Homeless.....	9	■ 4D. Veteran Status.....	30
■ 1E. Time Distribution of Days Homeless.....	10	■ 4E. Persons Experiencing Chronic Homelessness.....	31
■ Section 2: Exits and Returns.....	11	■ 4F. System Engagement.....	32
■ 2A. Exits to Permanent Destinations: All Households.....	12	■ 4G. Prior Living Situation.....	33
■ 2B. Exits by Destination Type.....	13	■ Section 5: Adult & Child Households.....	34
■ 2C. Exits to Permanent Destinations Trend.....	14	■ 5A. Gender Breakdown.....	35
■ 2D. Exits to Permanent Destinations vs. Returns of AO Households.....	15	■ 5B. Age Breakdown.....	36
■ 2E. Time Distribution of Returns.....	16	■ 5C. Race and Ethnicity Breakdown.....	37
■ 2F. Return Trends.....	17	■ 5D. Veteran Status.....	38
■ Section 3: All Households.....	18	■ 5E. Persons Experiencing Chronic Homelessness.....	39
■ 3A. Gender Breakdown.....	19	■ 5F. System Engagement.....	40
■ 3B. Age Breakdown.....	20	■ 5G. Prior Living Situation.....	41
■ 3C. Race and Ethnicity Breakdown.....	21	■ Section 6: Child Only Households.....	42
■ 3D. Veteran Status.....	22	■ 6A. Gender Breakdown.....	43
■ 3E. Persons Experiencing Chronic Homelessness.....	23	■ 6B. Age Breakdown.....	44
■ 3F. System Engagement.....	24	■ 6C. Race and Ethnicity Breakdown.....	45
■ 3G. Prior Living Situation.....	25	■ 6D. Persons Experiencing Chronic Homelessness.....	46
		■ 6E. System Engagement.....	47
		■ 6F. Prior Living Situation.....	48



SECTION 1: GENERAL OVERVIEW

1A. NY-507 SYSTEM PERFORMANCE OVERVIEW



The NY-507 Schenectady City & County CoC LSA is generated from the data entered in the CARES Collaborative HMIS (CCHMIS) by the Continuum's Contributing Homeless Organizations (CHO).

Because this CoC does not have 100% HMIS participation from Homeless Services Providers (other than providers that are **prohibited* from HMIS participation) this report is not 100% reflective of the community.

The data in this report was captured by Stella. Stella is an assessment and analysis tool that assists CoCs in understanding how their systems perform. It also provides visual aids that makes data digestible which assists in addressing homelessness within a geographic area.



1,171
HOUSEHOLDS
SERVED



1,459
PEOPLE SERVED



124
Average
Cumulative
Days
Homeless



29%
Exits to
Permanent
Destinations

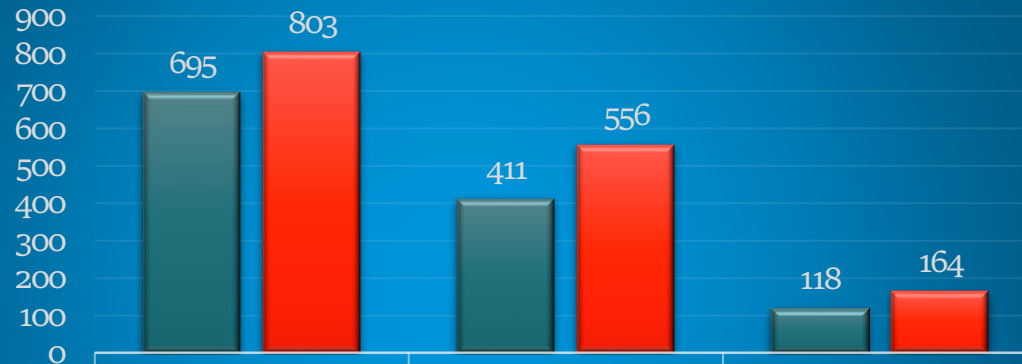


8%
Returns After Exit
To Permanent
Destinations

1B. HOUSEHOLDS AND PERSONS SERVED



Households And Persons Served



	Emergency Shelter and Transitional Housing	Permanent Supportive Housing	Rapid Rehousing
Households	695	411	118
People	803	556	164

Households People

Total number of households and people served in the homeless system 10/01/2021 - 09/30/2022 for NY 507

1C. NUMBER OF HOUSEHOLDS ACROSS ALL PROJECTS



This chart displays the number of households served across all project types.

More specifically, it details the number of heads of households in:

- All households
- Adults only
- Adult and child
- Child only households



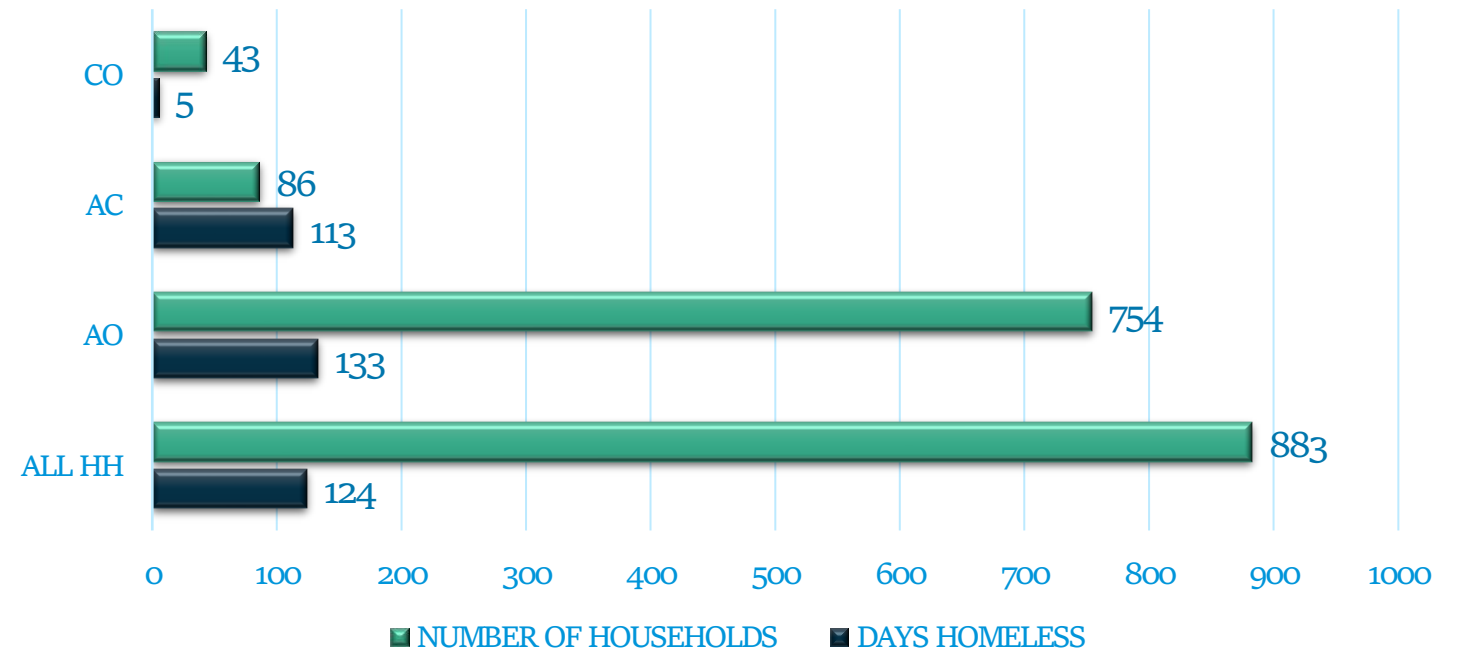
1D. AVERAGE DAYS HOMELESS



The average cumulative, unduplicated number of days that households were served in ES, SH, or TH projects; and days in RRH or PSH prior to move-in.

- Adult only households averaged 133 days homeless.
- Adult and Child households averaged 113 homeless
- Child only households averaged 5 days homeless.

Average Days Homeless



1E. TIME DISTRIBUTION OF DAYS HOMELESS



Average cumulative days homeless and distribution by defined time intervals for each household type.

Adult Only:

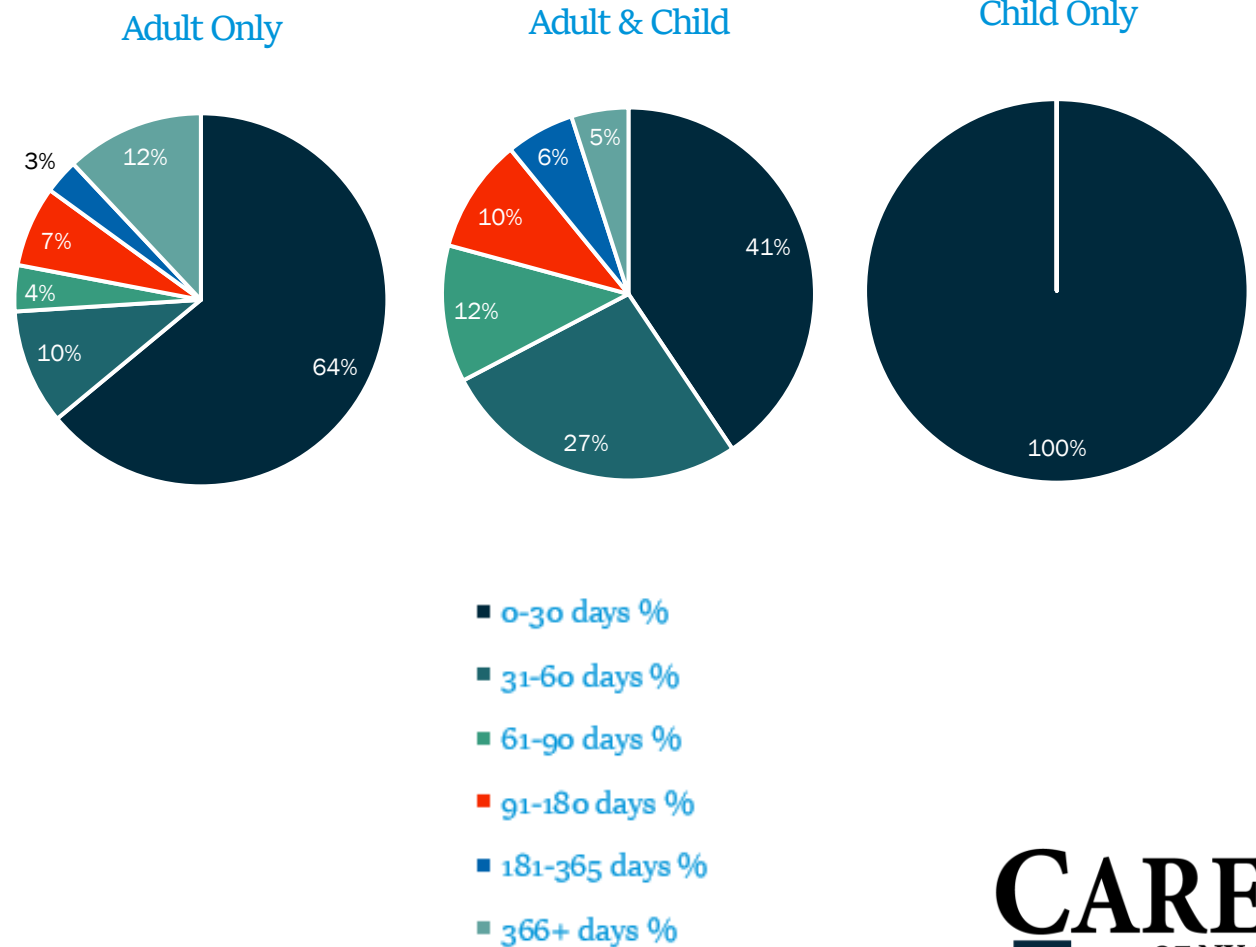
- 64% of adult only households averaged 0-30 days homeless.

Adult & Child:

- 41% of adults and child households averaged 0-30 days homeless

Child Only:

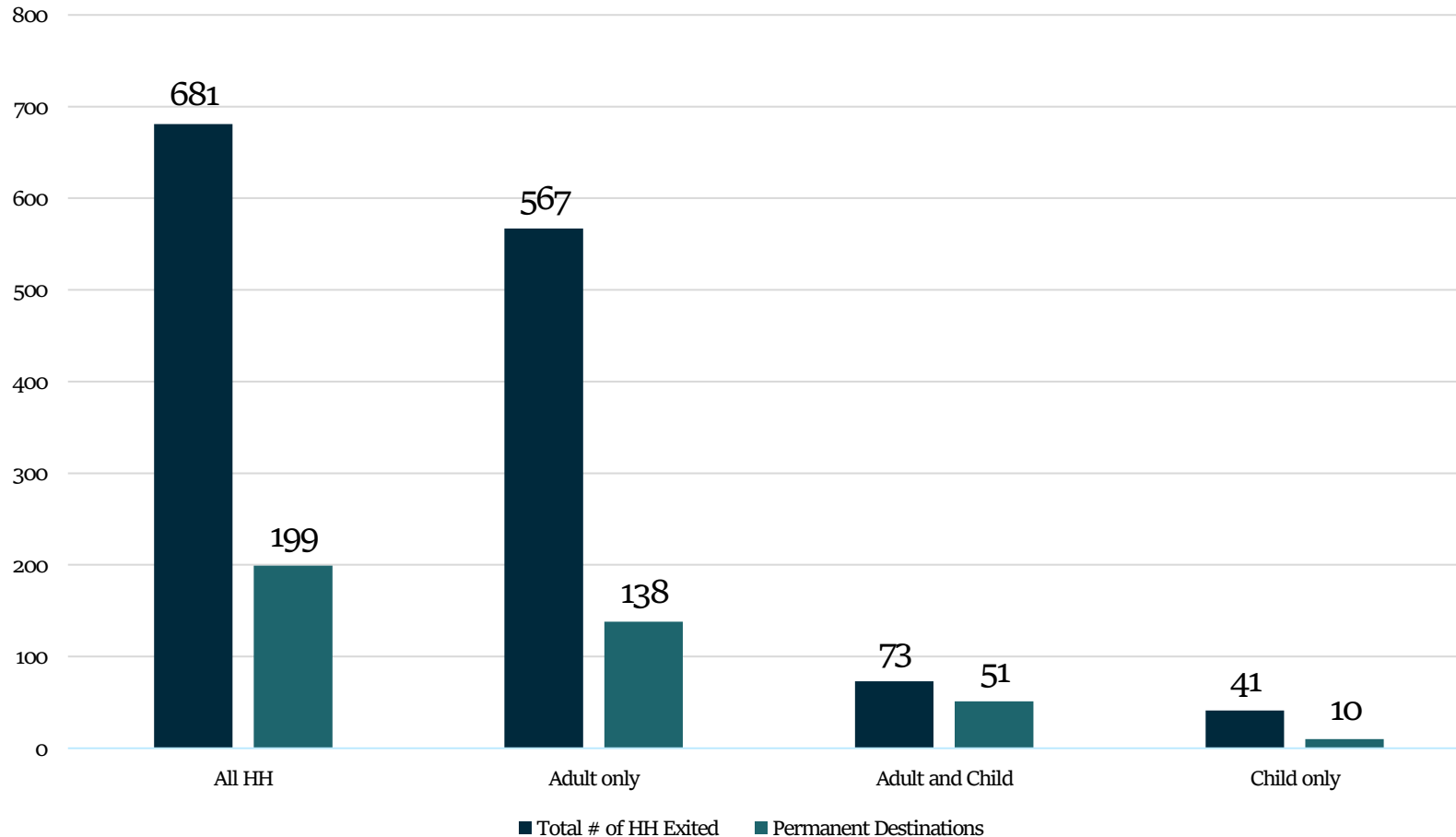
- 100% of child only households averaged 0-30 days homeless





SECTION 2: EXITS AND RETURNS

2A. EXITS TO PERMANENT DESTINATIONS: ALL HOUSEHOLDS



In the 2021-2022 FY, there were a total of 681 households exited the homeless system.

Of the total households:

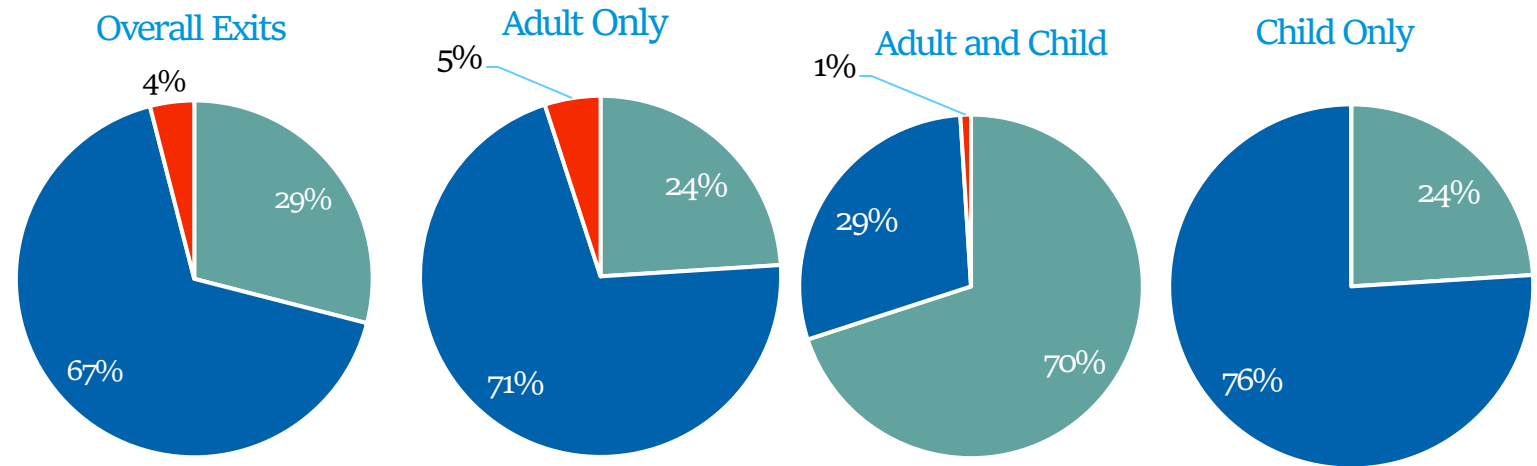
- 199 households exited to a permanent destination
- 138 households were adult only
- 51 households were adult & child
- 10 households were child only

2B. EXITS BY DESTINATION TYPE



Of the 681 Households that exited the homeless system :

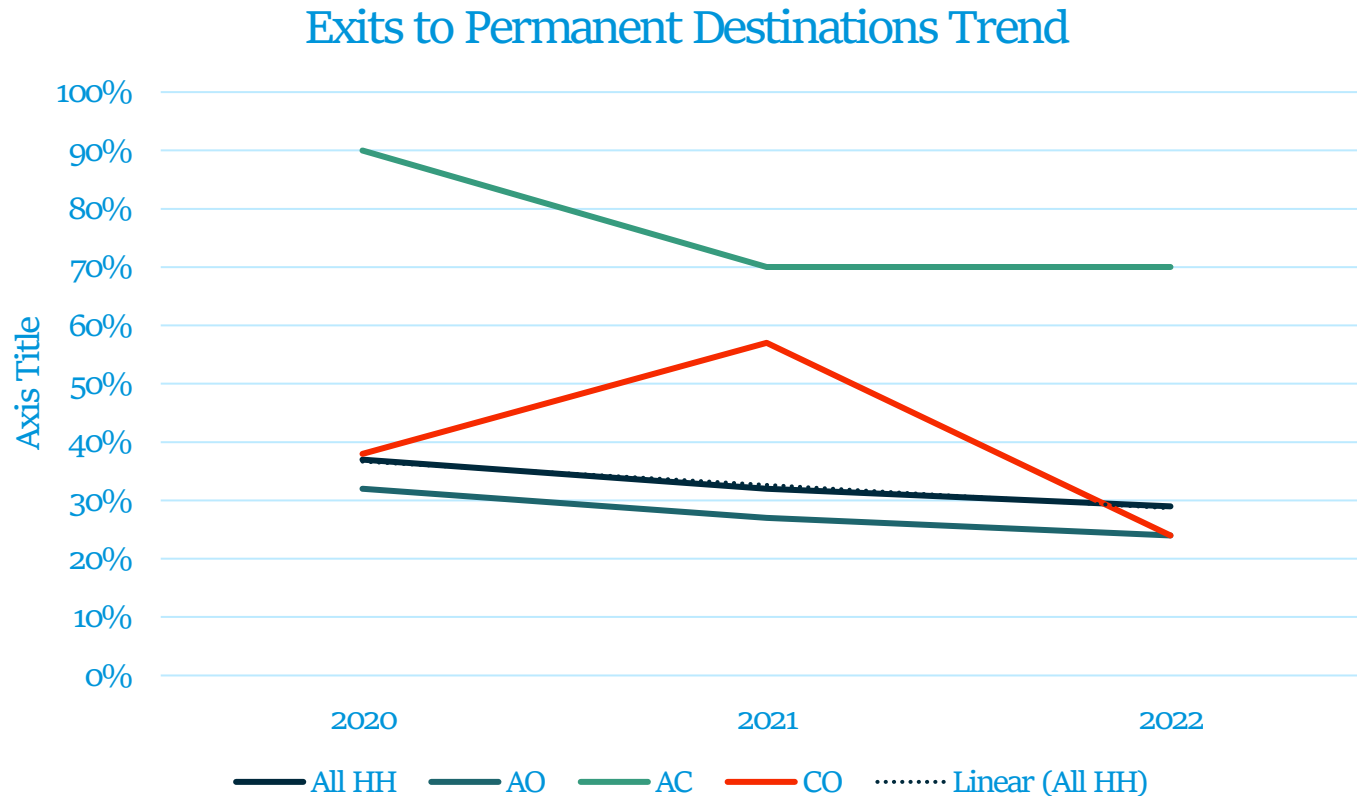
- 67% exited to temporary destinations
- 29% exited to permanent destinations
- 4% exited to unknown destinations



■ Permanent Destinations
■ Temporary Destinations
■ Unknown Destinations

HH TYPE	HH Exited	Permanent Destinations	Temporary Destinations	Unknown Destinations
All HH	681	199	454	28
Adult only	567	138	402	27
Adult and Child	73	51	21	1
Child only	41	10	31	0

2C. EXITS TO PERMANENT DESTINATIONS TREND



Key Takeaways:

- In 2020: of the 618 Households, 230 exited to permanent destinations
- In 2021: of the 584 Households, 185 exited to permanent destinations
- In 2022: of the 681 Households, 199 exited to permanent destinations
- The overall trendline for all three (3) years concludes that between 30% and 40% of all households exit to a permanent destination

2D. EXITS TO PERMANENT DESTINATIONS VS. RETURNS OF AO HOUSEHOLDS



Exits vs Returns:

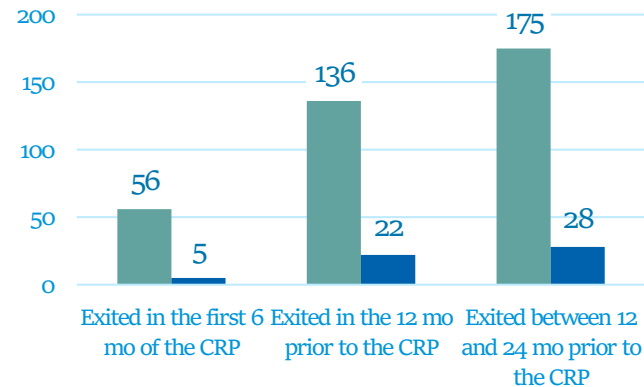
- Within the first 6 months of the Current Report Period (CRP), there was a 8% return rate.
- Within the 12 months period prior to the CRP, there was a 13% return rate.
- Between 12 months and 24 months prior to CRP, there was an 13% return rate.

Despite the length of time, there is less than 15% return rates across all project types within the NY-507 CoC.

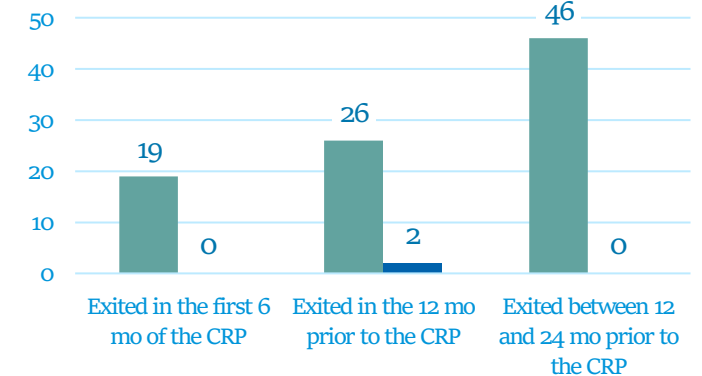
There were:

- 79 HH served within the first 6mos
- 185 HH served within the 12mos prior to CRP
- 230 HH served between 12mos and 24mos prior to CRP

Returns of AO Households



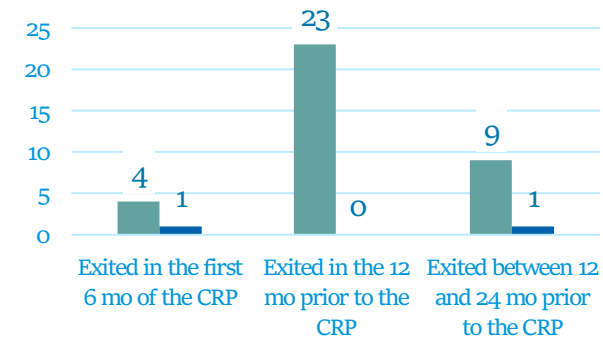
Returns of AC Households



■ Permanent Destination

■ Returns

Returns of CO Households

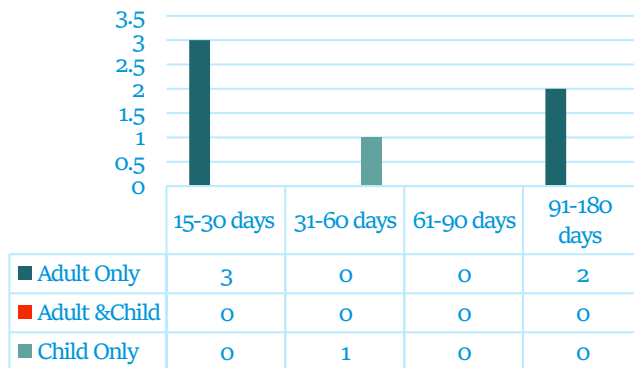


2E. TIME DISTRIBUTION OF RETURNS

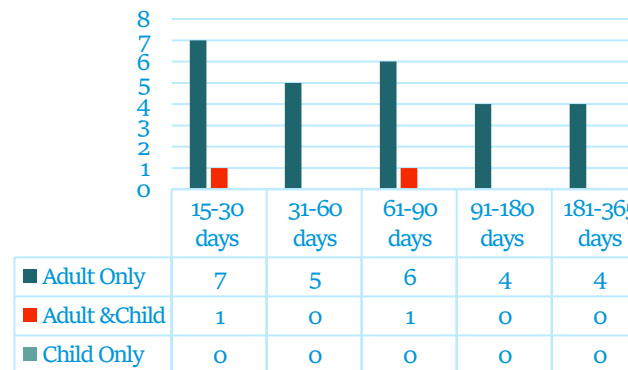


Number of households that returned to the homeless system after exiting to a permanent destination.

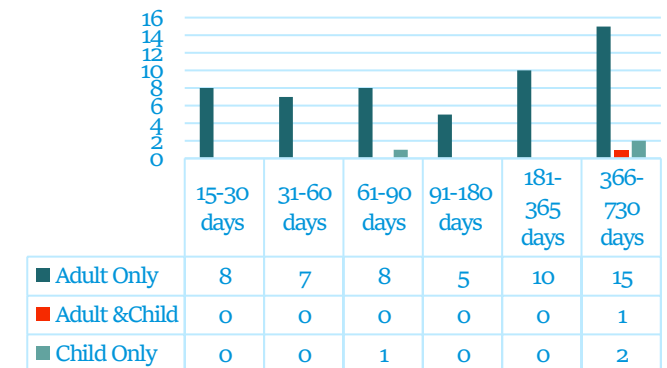
HH that Exited in the first 6 mo of the CRP



HH that Exited in the 12 mo prior to the CRP



HH that Exited between 12 and 24 mo prior to the CRP



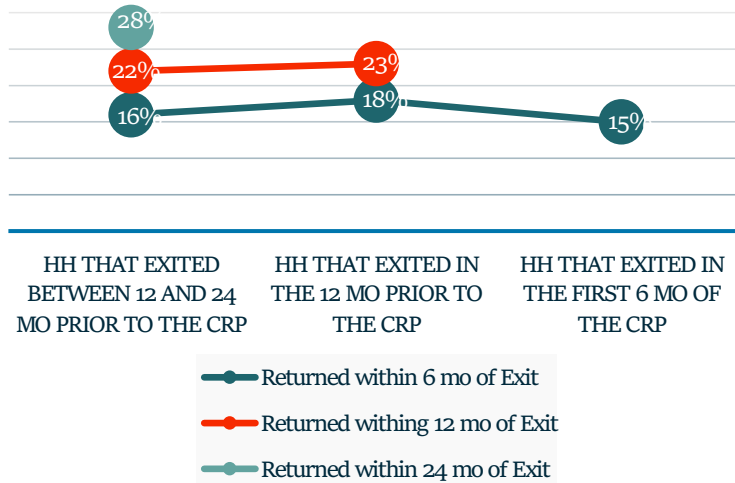
Key takeaways:

- There were a total of 29 households that exited between 12 and 24 months prior to the current report period (CRP).
- Though there is a steady return to homelessness within and in between the twelve months to twenty-four months prior to the CRP, there is a decline in returns to homelessness within the first six months of the CRP for all household types .
- Adult and Child households also saw no returns in the first six months of the CRP.

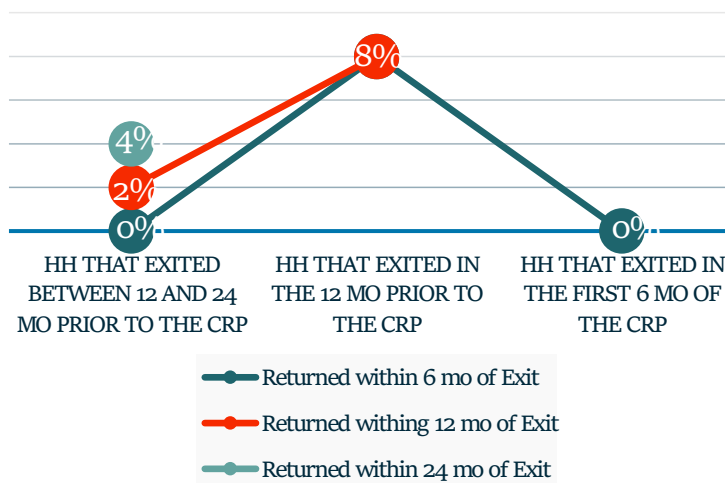
2F. RETURN TRENDS

Percent of households that returned to the homeless system within 6, 12, and 24 months after exiting to a permanent destination.

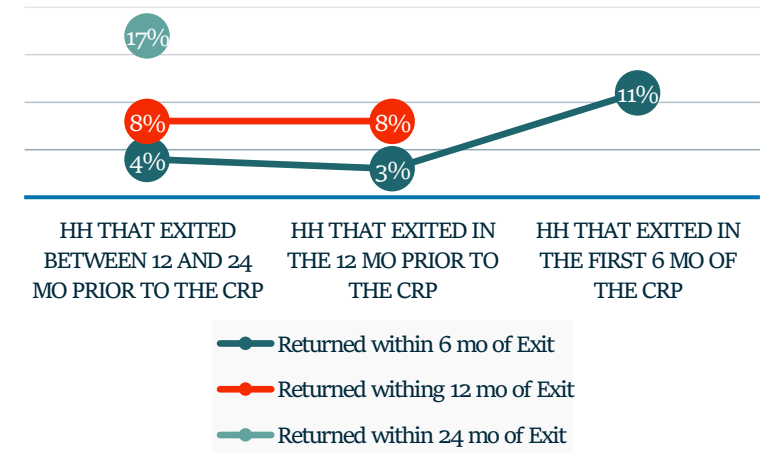
Return Trends: AO HH



Return Trends: AC HH



Return Trends: CO HH



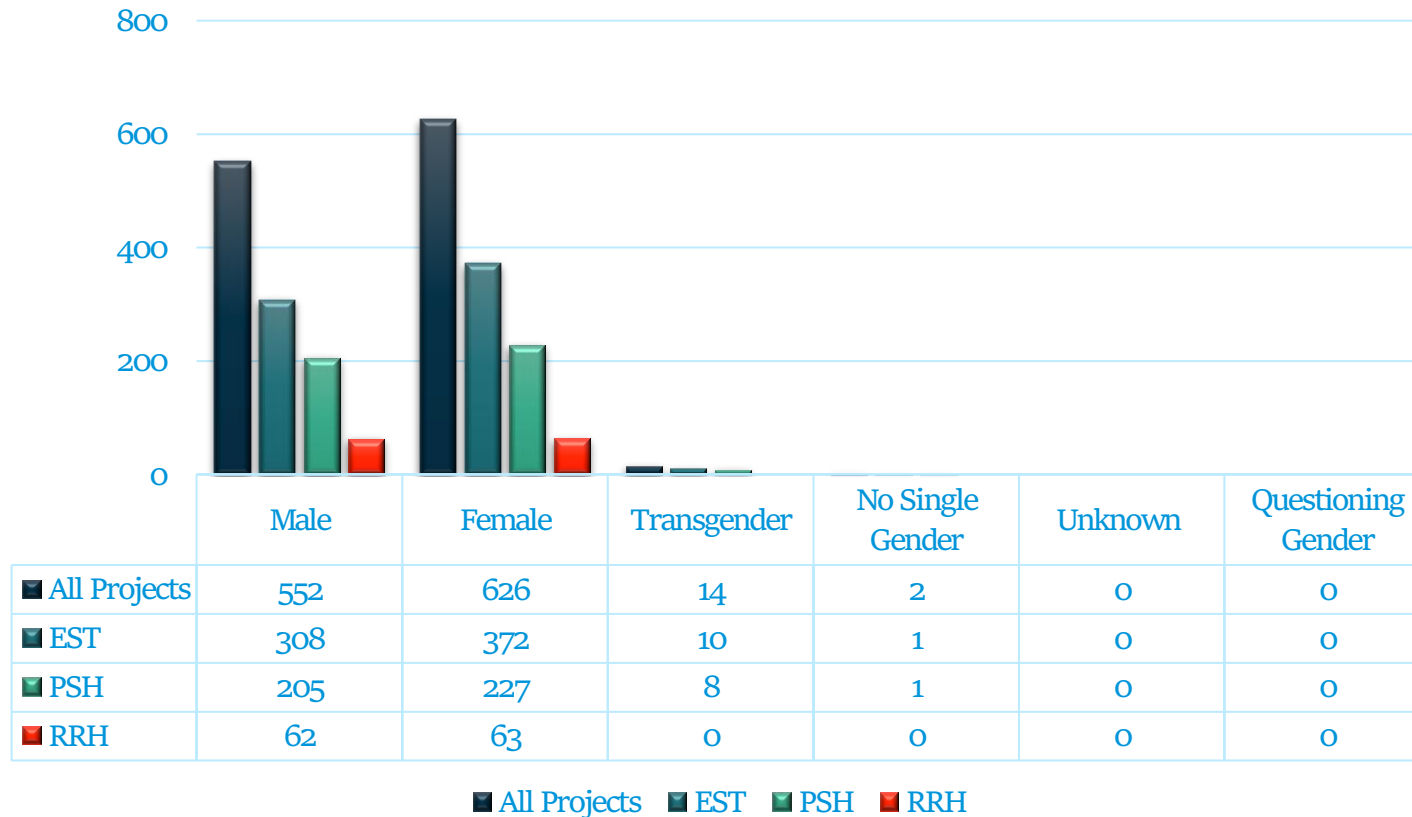
Key takeaways:

- Between 2021 and 2022 adult only households saw a 2% increase in returns.
- Between 2021 and 2022 adult and child households saw a 2% increase in returns .



SECTION 3: ALL HOUSEHOLDS

3A. GENDER BREAKDOWN: ALL HOUSEHOLDS



There are 1,194 Heads of Households and Adults Served within NY-507.

Stella P captures six different types of categories which include female, male, no single gender, questioning gender, transgender and unknown

Note: The total number households served for each category reflect the total unduplicated number of persons served across all project types. However, there may be some overlap due to persons being served in more than one project type.

3B. AGE BREAKDOWN: ALL HOUSEHOLDS



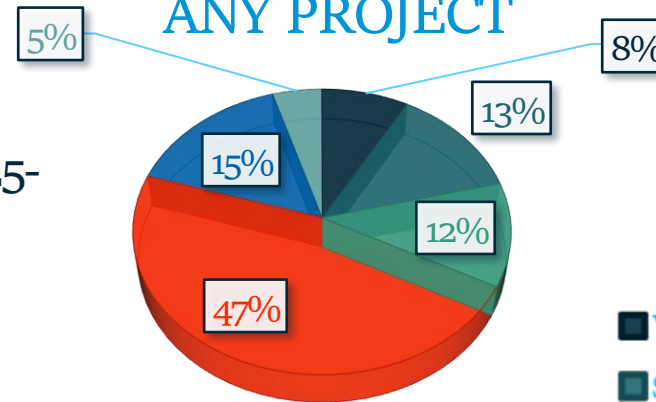
These charts reflect the ages captured of program participants.

Most notably, each project type serves more 25-54 aged persons.

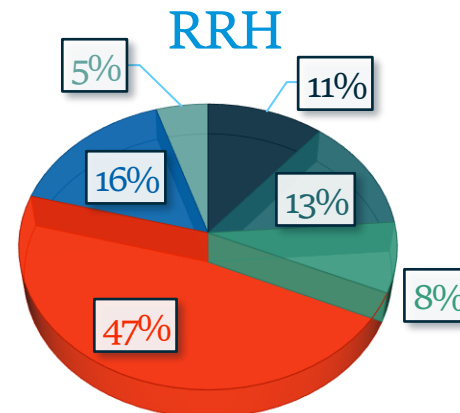
Unknown ages make up less than 10% of ages captured in each project type.

	Any Project	EST	PSH	RRH
Young Children (0-5)	119	71	32	18
School-aged children (6-17)	188	83	87	21
Young Adults (18-24)	171	140	20	13
Adults (25-54)	690	379	265	78
Adults (55-64)	226	99	118	26
Older adults (65+)	67	30	34	8
Unknown	1	1	0	0

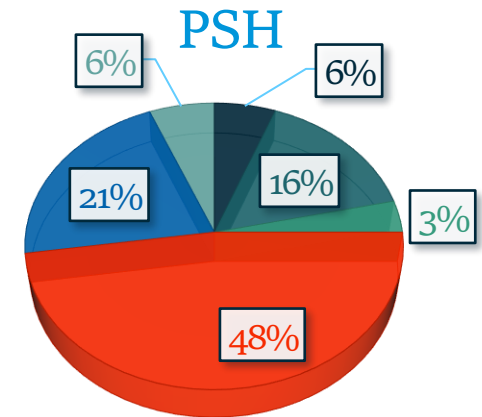
ANY PROJECT



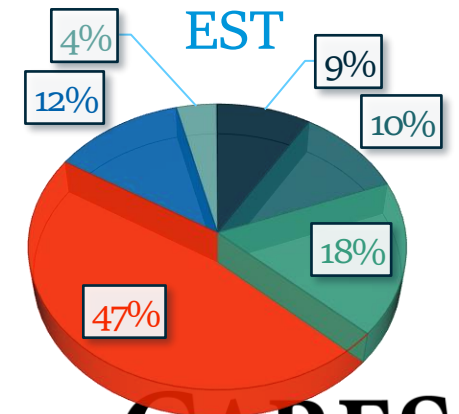
RRH



PSH



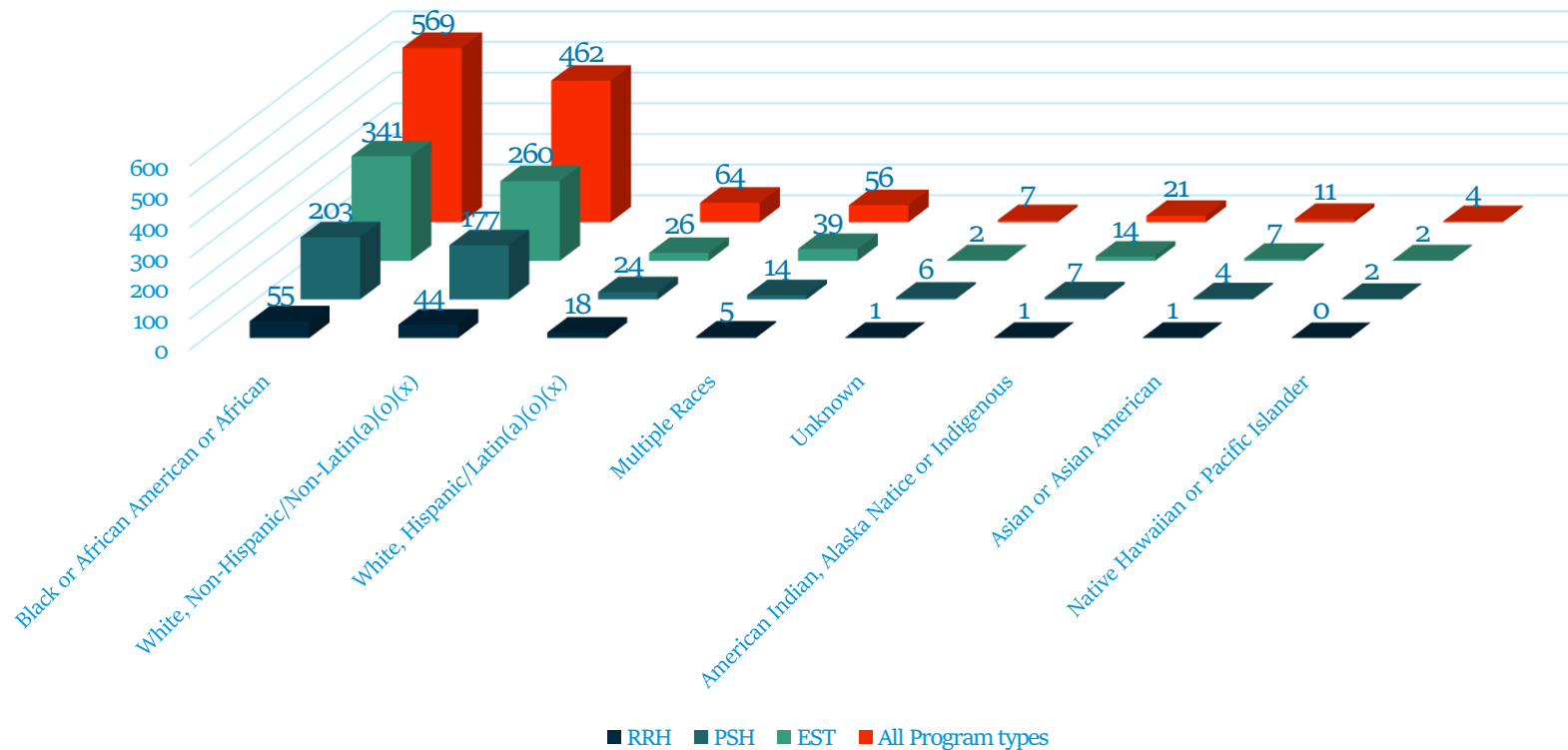
EST



3C. RACE AND ETHNICITY BREAKDOWN: ALL HOUSEHOLDS



Race and Ethnicity of HoH and Adults of HoH and Adults



Key takeaways:

- Of all households served (1,194), Black or African American or African persons make up 48% (569) which indicates an overrepresentation.
- By contrast, White, Non-Hispanic/Non-Latin(a)(o)(x) persons represent 39% of households served within NY-507.

Note: according to the most recent published Census, White, Non-Hispanic/Non-Latin(a)(o)(x) make up 52.7% of Schenectady's total population whereas Black or African American or African make up just 18.7%.

<https://www.census.gov/quickfacts/schenectadycitynewyork>

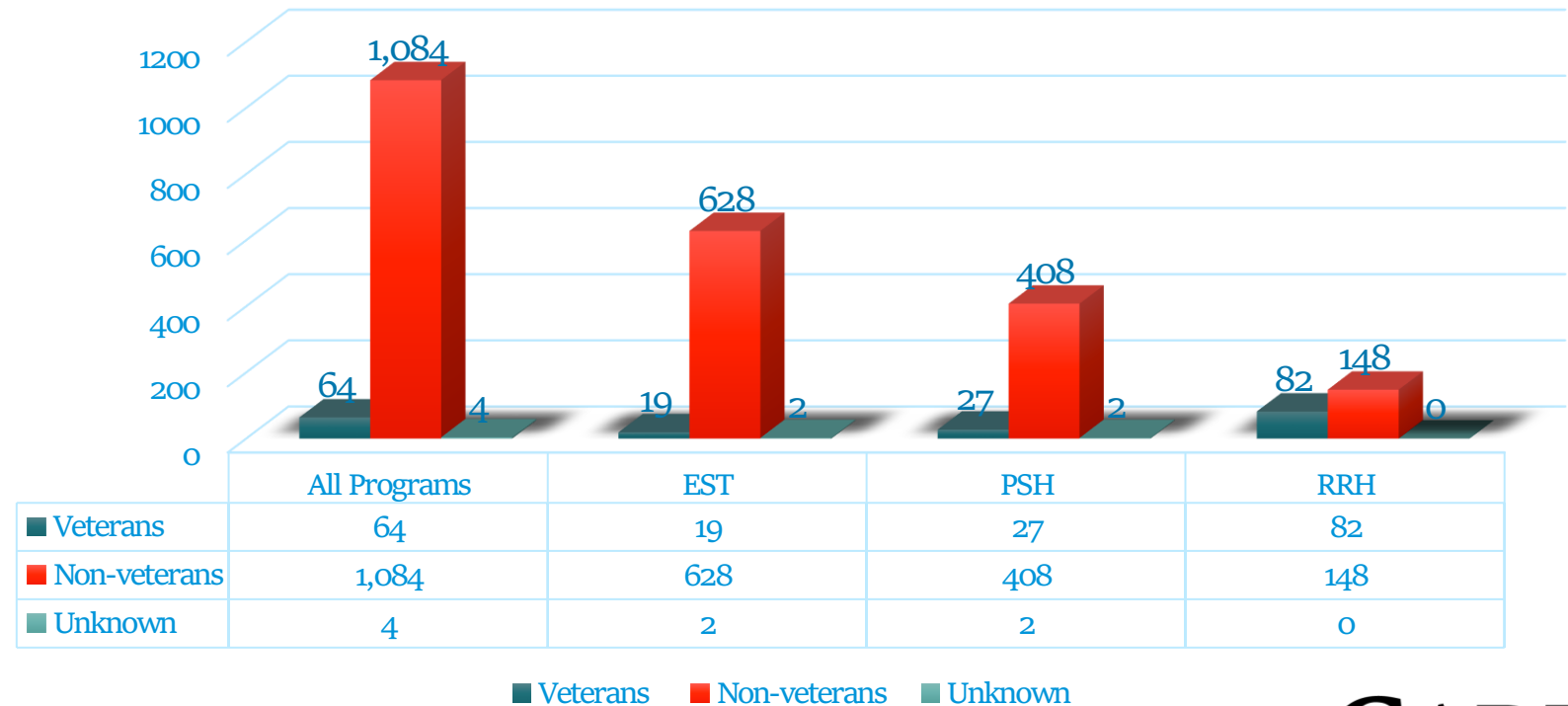
3D. VETERAN STATUS: ALL HOUSEHOLDS



Across all program types, there are more non-veterans served than veterans.

Veterans make up a total of 6% of program participants across all programs (1,152 adults).

Veteran Status of Adults Per Program

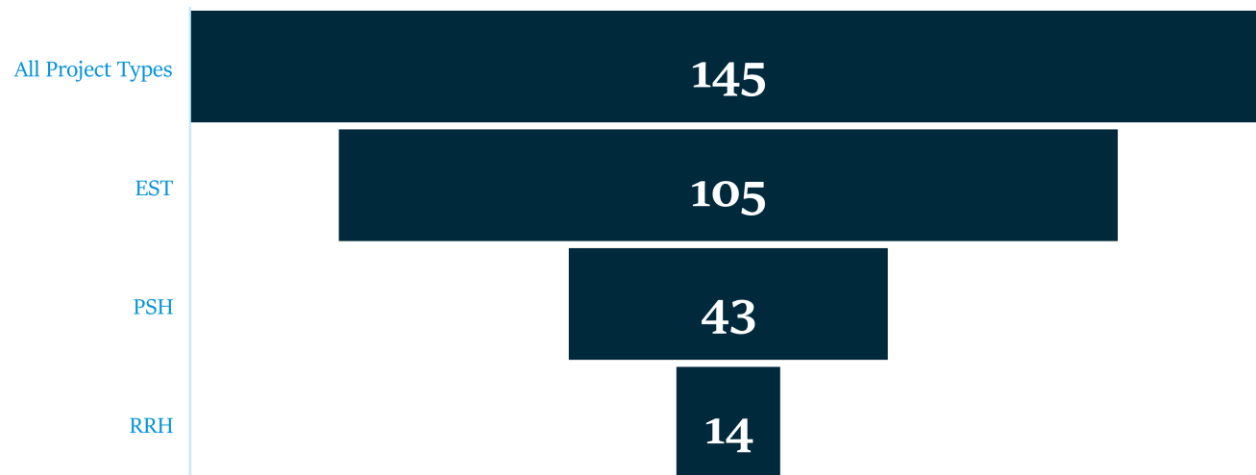


3E. PERSONS EXPERIENCING CHRONIC HOMELESSNESS



Chronically homeless HOH and adults in each project type

■ Chronically Homeless



Emergency Shelters/Transitional Housing serve more participants who are chronically homeless than any other program type.

In fact, Emergency Shelters/Transitional Housing serve 72% of total program participants who are chronically homeless.

Note: According to HUD, chronically homeless individuals are defined as (1) A “homeless individual with a disability,” as defined in the Act, who:

- Lives in a place not meant for human habitation, a safe haven, or in an emergency shelter; and*
- Has been homeless (as described above) continuously for at least 12 months or on at least 4 separate occasions in the last 3 years where the combined occasions must total at least 12 months”**

3F. SYSTEM ENGAGEMENT: ALL HOUSEHOLDS



Key Takeaways:

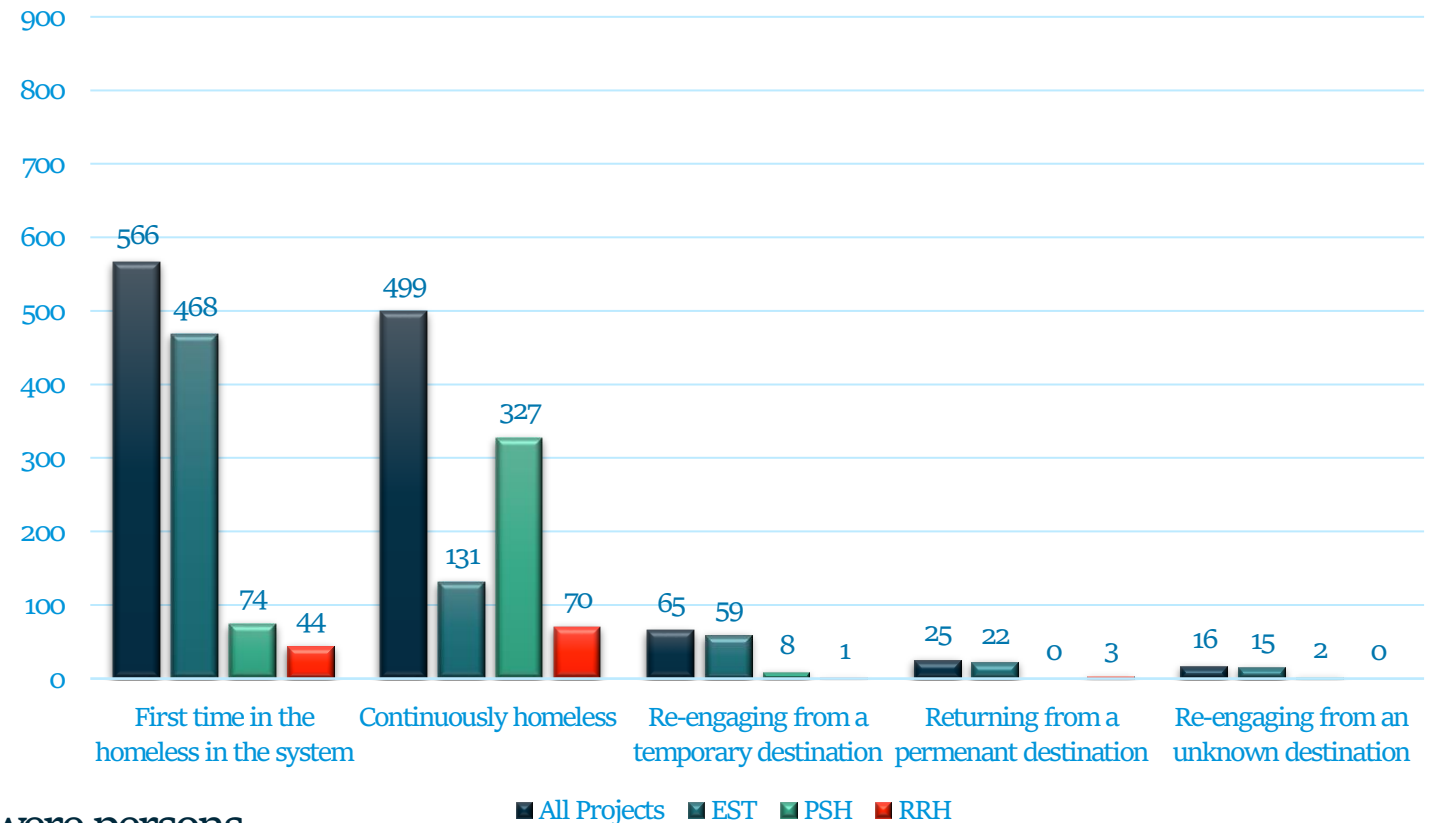
Emergency Shelters/Transitional Housing –
67% of participants in EST are first time homeless

Permanent Supportive Housing –
80% of participants in PSH are continuously
homeless

Rapid Re-Housing –
59% of participants in RRH are continuously
homeless

Of 1,171 households, 48% of all households served were persons
who experienced homelessness for the first time.

7/20/2023



3G. PRIOR LIVING SITUATION: ALL HOUSEHOLDS



Key Takeaways:

Emergency Shelter/Transitional Housing:

- 38% of participants in EST previously were homeless sheltered. Additionally, 35% of participants also lived in permanent housing before entering EST.

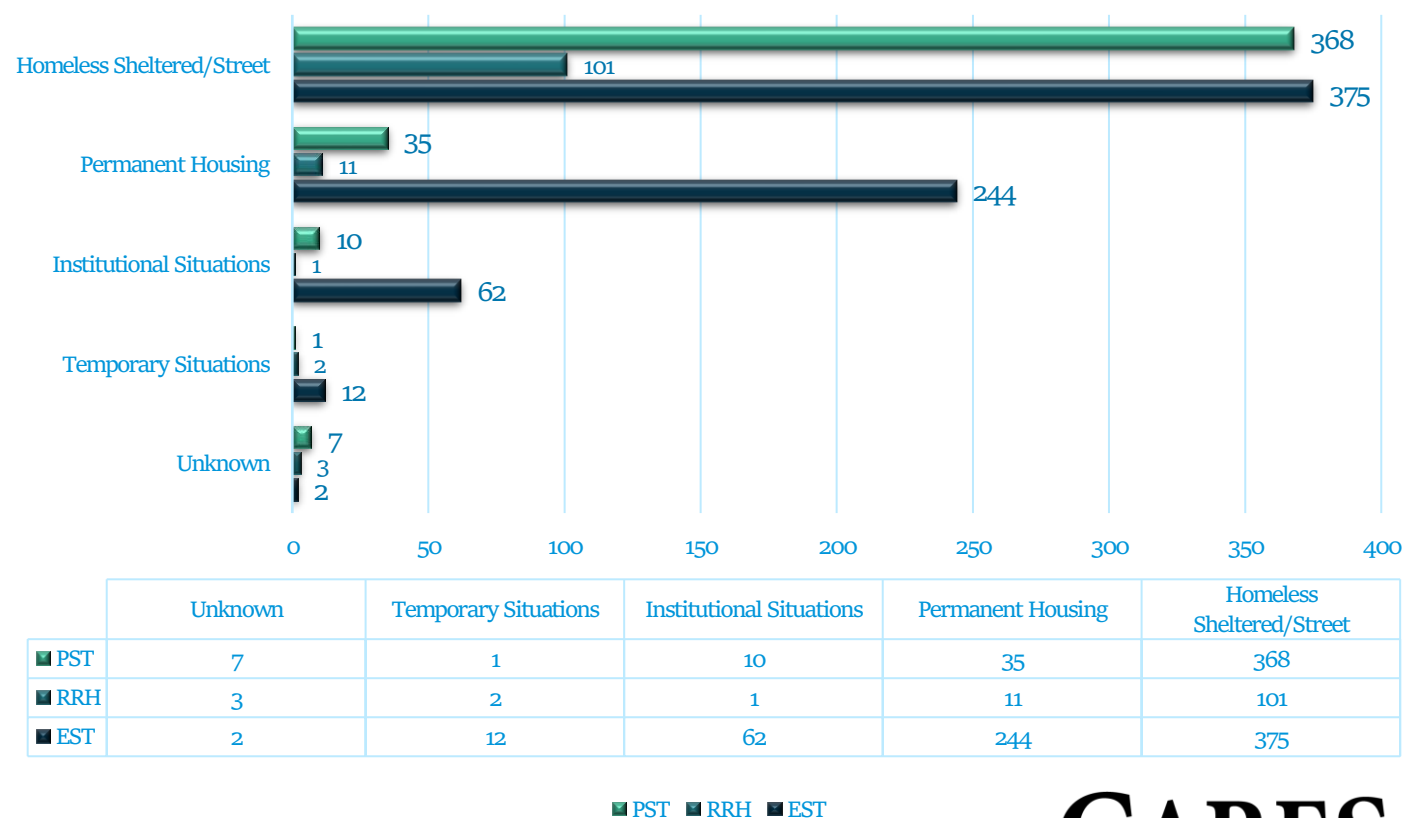
Permanent Supportive Housing:

- 77% of PSH participants were previously housed in EST.

Rapid Re-Housing:

- 64% of RRH participants were previously homeless sheltered.

Prior Living Situation for Households



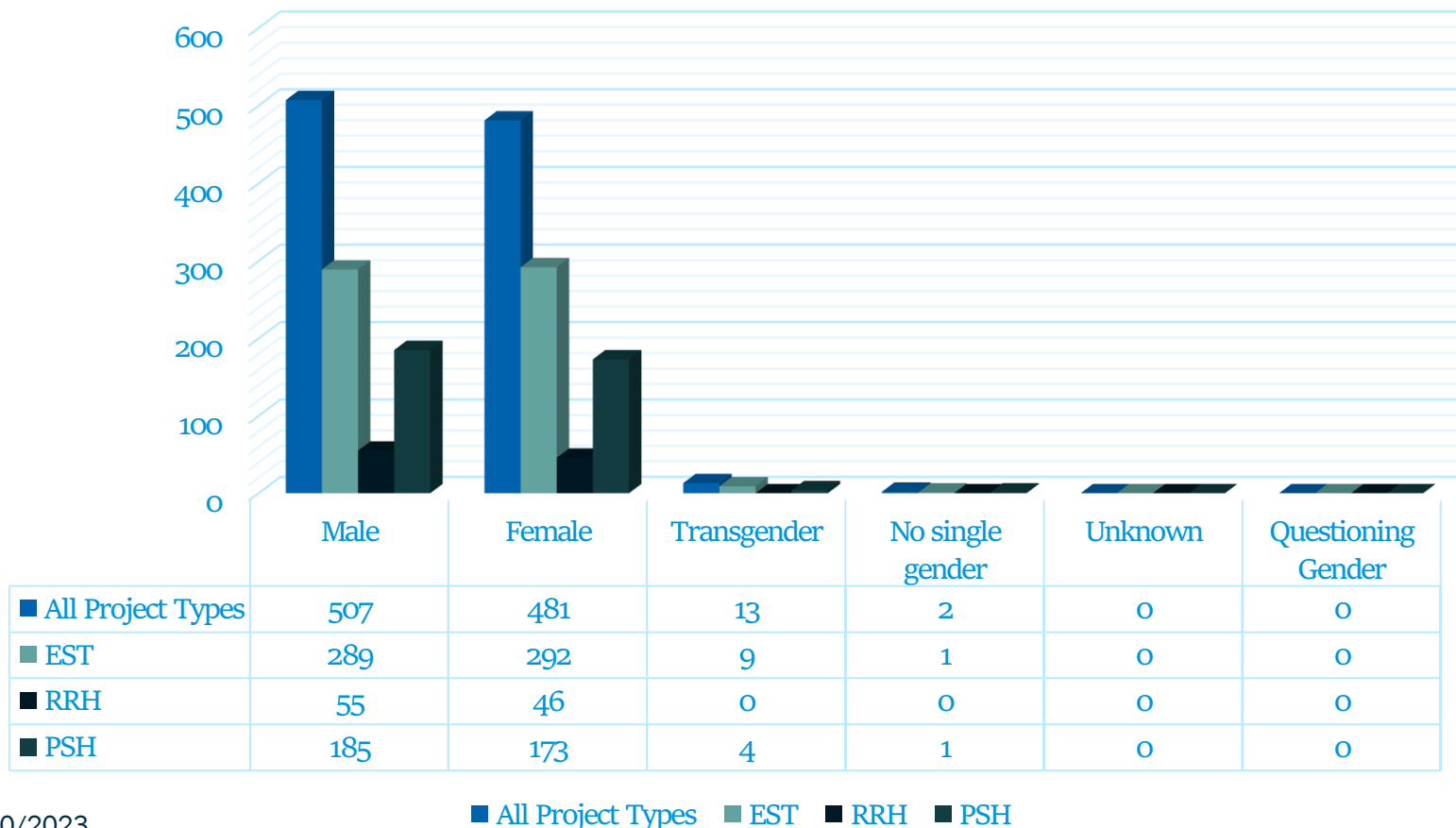


SECTION 4: ADULT ONLY HOUSEHOLDS

4A. GENDER BREAKDOWN: ADULT ONLY HOUSEHOLDS



Gender of HoH and Adults in Adult Only Households

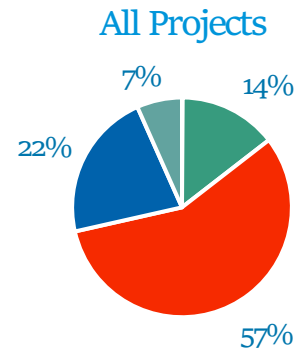


- Stella P captures six different types of categories which include female, male, no single gender, questioning gender, transgender and unknown
- Within AO household, males represented 51% of persons served

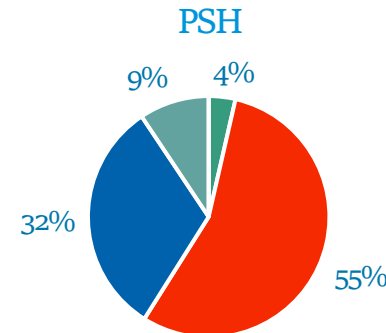
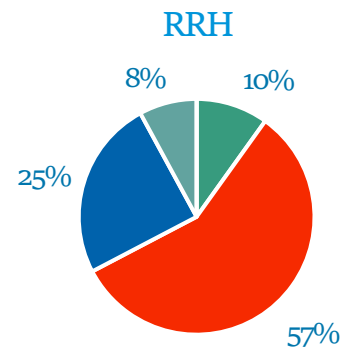
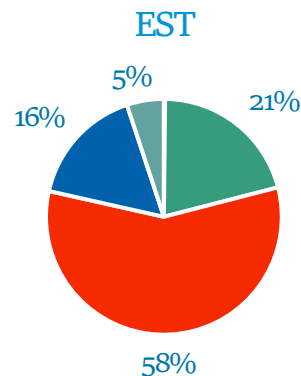
4B. AGE BREAKDOWN: ADULT ONLY HOUSEHOLDS



Age of All People in Adult Only Households	All Projects	TH	RRH	PSH
Young Children (0-5)	0	0	0	0
School-aged children (6-17)	1	1	0	0
Young Adults (18-24)	145	123	10	13
Adults (25-54)	573	340	58	201
Adults (55-64)	220	97	25	115
Older adults (65+)	67	30	8	34
Unknown	0	0	0	0



■ Young Adults (18-24)
 ■ Adults (25-54)
 ■ Adults (55-64)
 ■ Older adults (65+)
 ■ Unknown



These charts reflect the ages captured of program participants in Adult Only households.

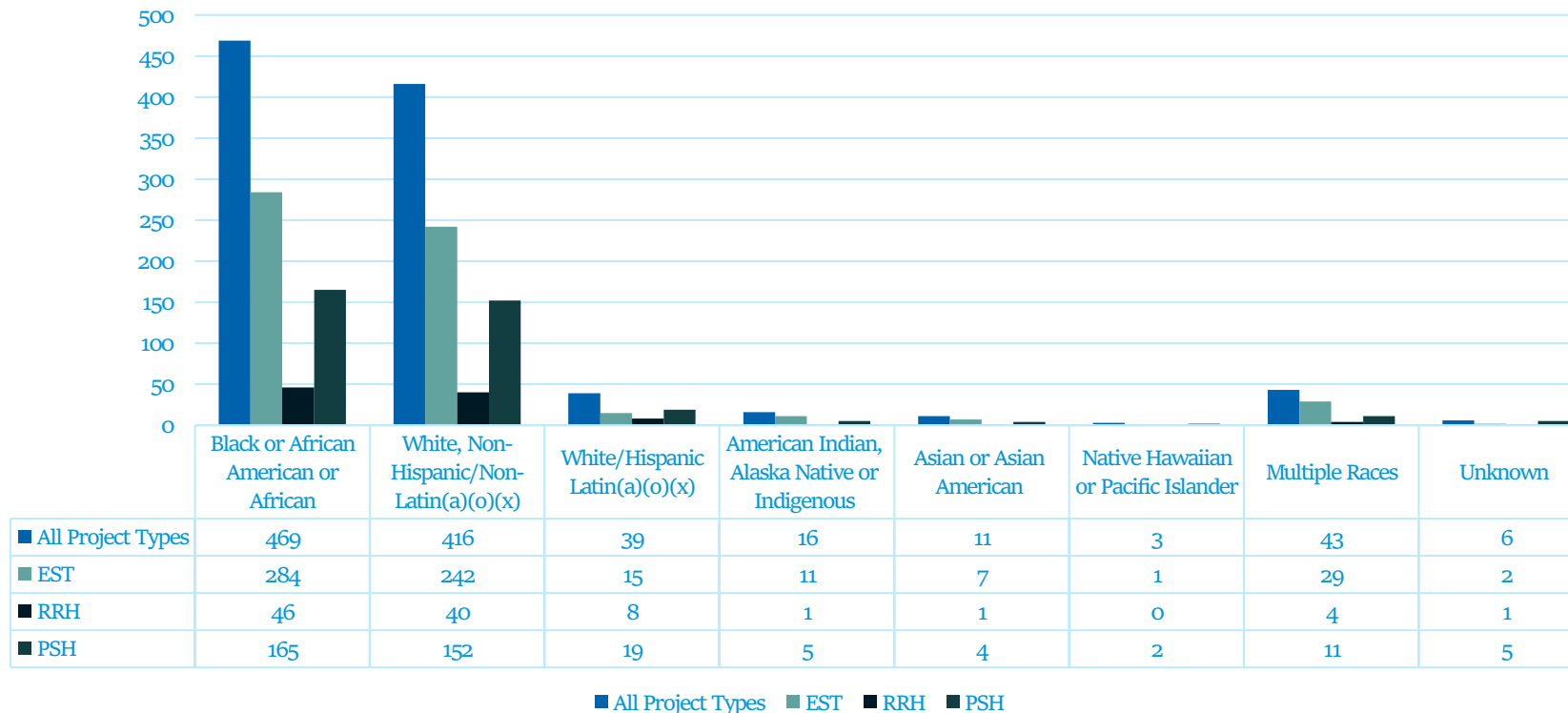
Each project type serves persons aged 25-54 in majority.

0% of AO HH had persons of unknown age.

4C. RACE & ETHNICITY BREAKDOWN: ADULT ONLY HOUSEHOLDS



Ethnicity of HoH and Adults in Adult Only Households

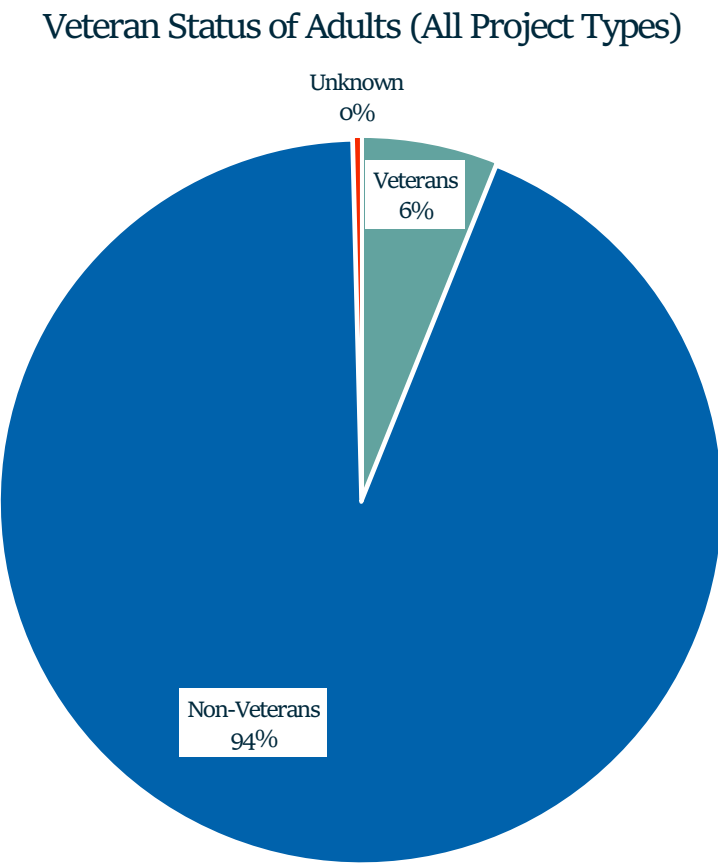


Key takeaway:

- Of all persons in AO households served (1003), Black or African American or African persons make up 47% (469) which indicates an overrepresentation.
- By contrast, White, Non-Hispanic/Non-Latin(a)(o)(x) persons represent 41% of AO households served within NY-507.

Note: according to the most recent published Census, White, Non-Hispanic/Non-Latin(a)(o)(x) make up 52.7% of Schenectady's total population whereas Black or African American or African make up just 18.7%.

4D. VETERAN STATUS: ADULT ONLY HOUSEHOLDS



Veteran Status of Adults	All Project Types	TH	RRH	PSH
Veterans	61	19	21	27
Non-Veterans	938	570	80	334
Unknown	4	2	0	2

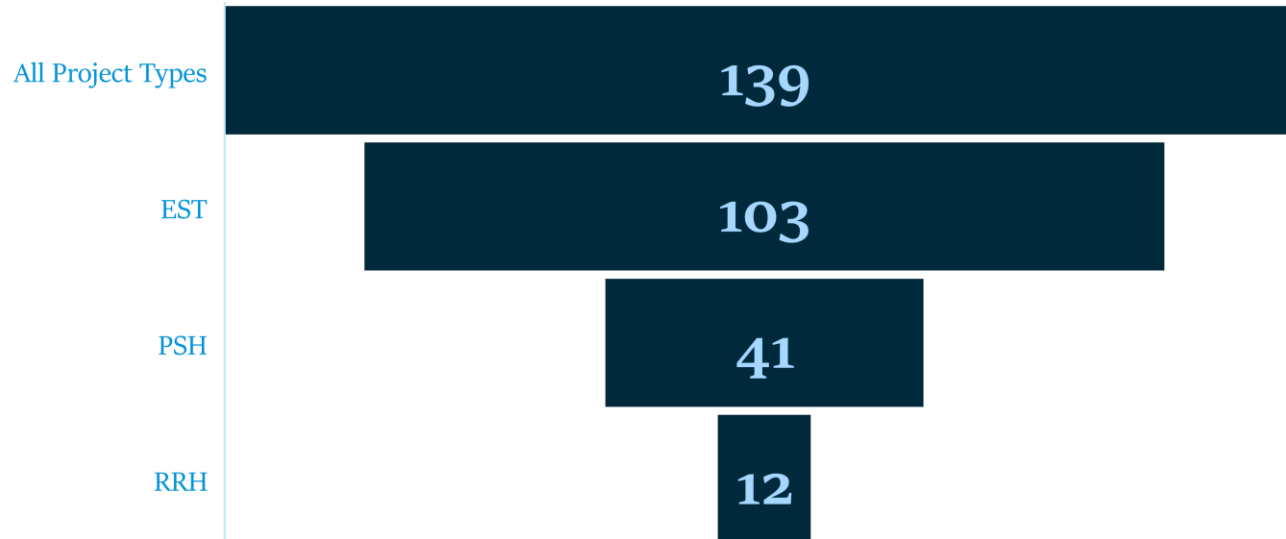
Across all program types, there are more non-veterans served than veterans in AO households.

Veterans make up a total of 6% of program participants in AO households.

4E. PERSONS EXPERIENCING CHRONIC HOMELESSNESS: ADULT ONLY HOUSEHOLDS



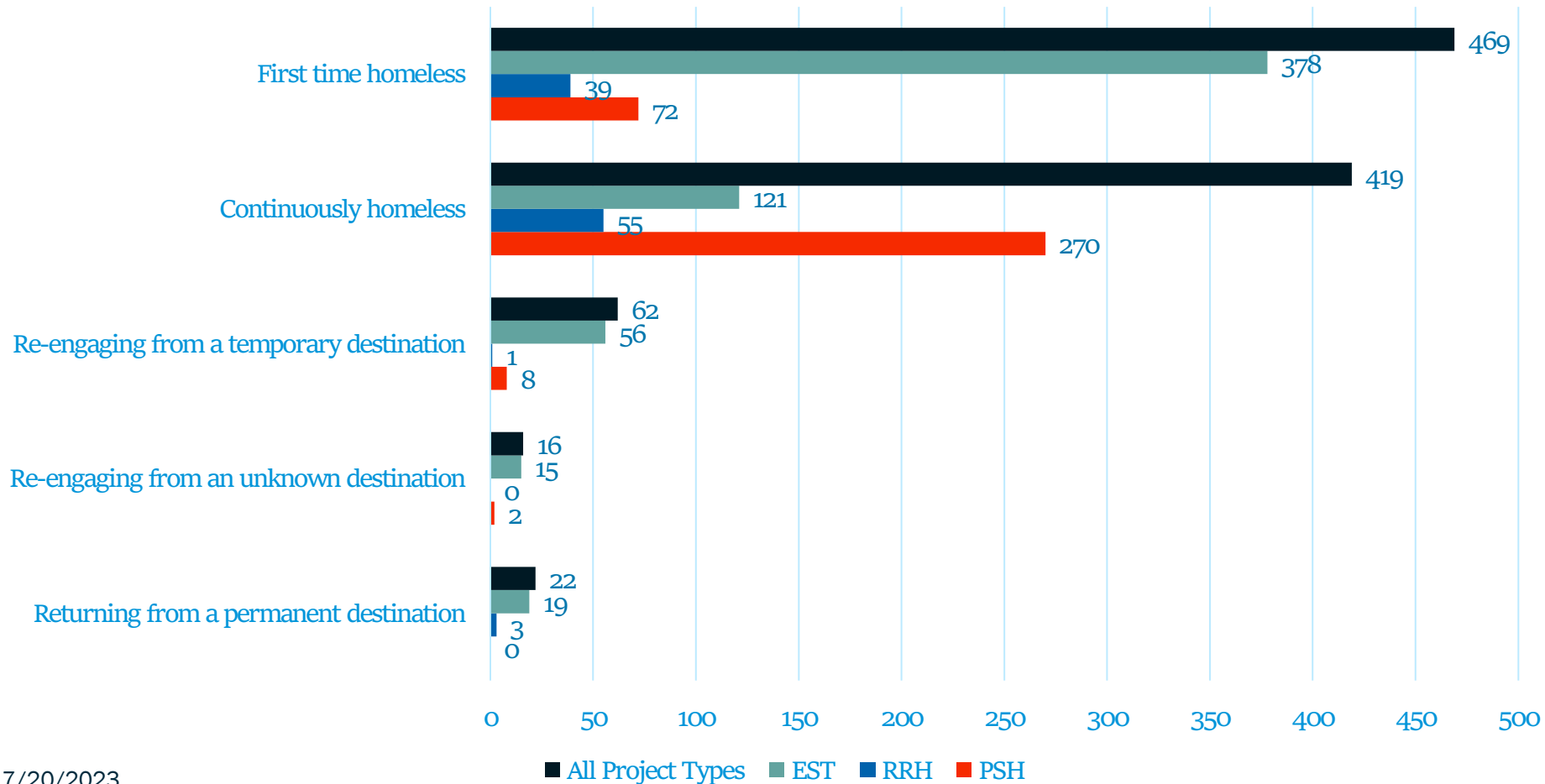
of HoH and Adults Experiencing Chronic Homelessness in AO Households



- Of the 1,003 adults served in AO households, 139 (14%) are experiencing chronic homelessness (as defined by HUD)
- Emergency Shelters/Transitional Housing serve more participants who are chronically homeless than any other program type.

*Note: According to HUD, chronically homeless individuals are defined as “(1) A “homeless individual with a disability,” as defined in the Act, who: • Lives in a place not meant for human habitation, a safe haven, or in an emergency shelter; and • Has been homeless (as described above) continuously for at least 12 months or on at least 4 separate occasions in the last 3 years where the combined occasions must total at least 12 months”**

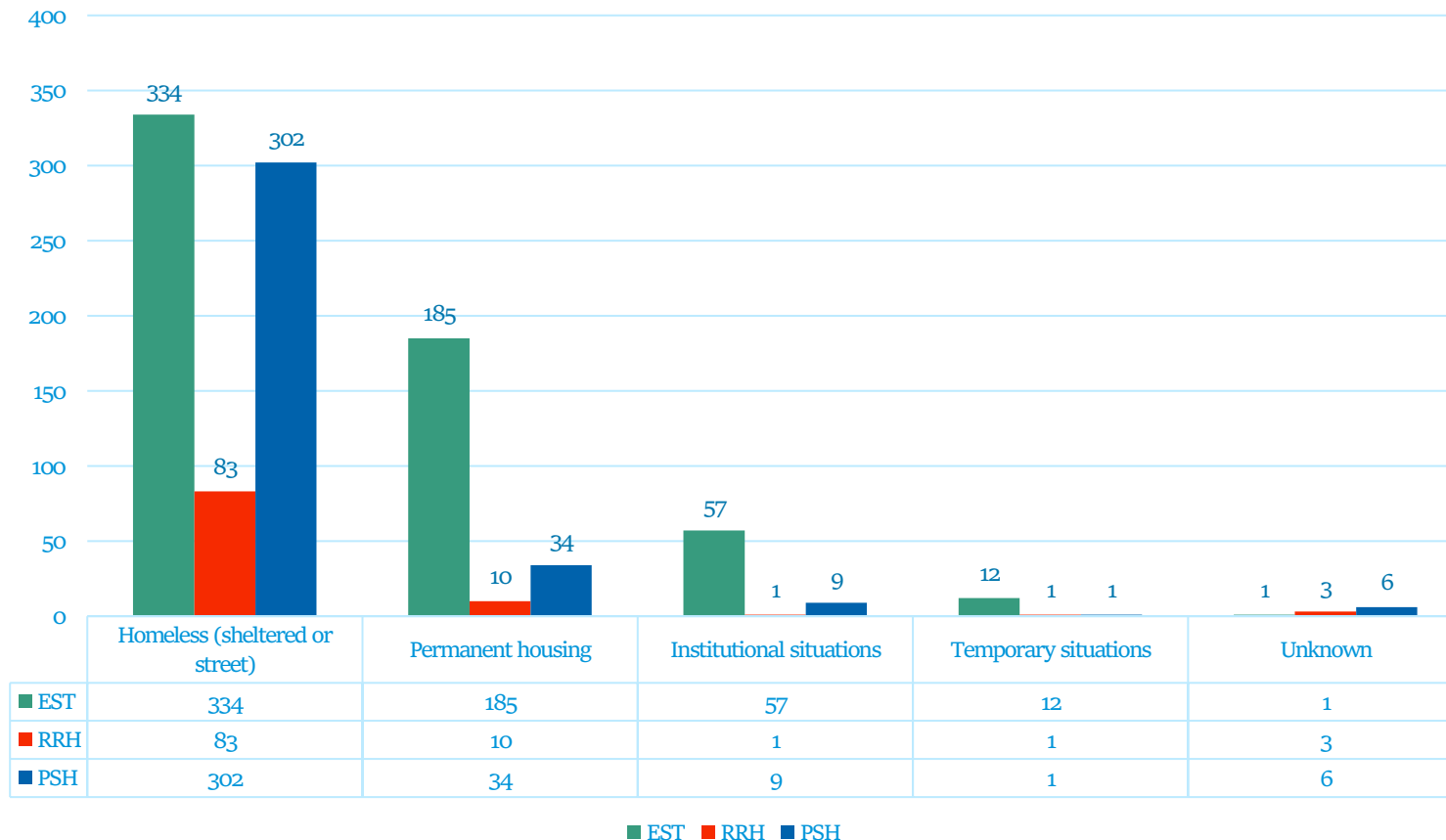
4F. SYSTEM ENGAGEMENT: ADULT ONLY HOUSEHOLDS



Of 1,003 persons in AO households:

- 47% (469 people) of adult only households served were persons who were experiencing homelessness for the first time.
- 42% (419 people) of adult only households served were persons experiencing continuous homelessness

4G. PRIOR LIVING SITUATIONS: ADULT ONLY HOUSEHOLDS



- Of the 1,039 AO HH served in EST, RRH, and PSH, 719 (69%) were living in homeless situations (sheltered or street) prior.
 - Emergency Shelter/Transitional Housing:
 - 57% of participants in EST were living in homeless situations (sheltered or street) prior.
 - Permanent Supportive Housing:
 - 86% of participants in PSH were living in homeless situations (sheltered or street) prior.
 - Rapid Re-Housing:
 - 85% of RRH participants were living in homeless situations (sheltered or street) prior.



SECTION 5: ADULT & CHILD HOUSEHOLDS

5A. GENDER BREAKDOWN: ADULT & CHILD HOUSEHOLDS



Gender of HoH and Adults in AC Households



	Female	Male	Transgender	No Single Gender	Questioning Gender	Unknown
■ All Project Types	133	27	0	0	0	0
■ EST	63	0	0	0	0	0
■ RRH	18	7	0	0	0	0
■ PSH	54	20	0	0	0	0

■ All Project Types ■ EST ■ RRH ■ PSH

- Stella P captures six different types of categories which include female, male, no single gender, questioning gender, transgender and unknown
- In contrast to AO households, within AC households 83% of adults served were female

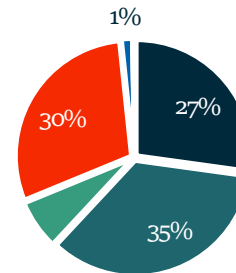
5B. AGE BREAKDOWN: ADULT & CHILD HOUSEHOLDS



These charts reflect the ages captured of program participants in Adult & Child households.

Each project type serves young children, school-aged children, and adults 25-54 in majority.

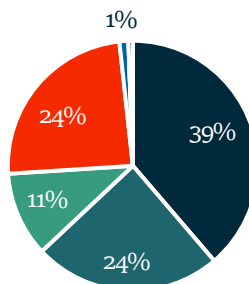
All Projects



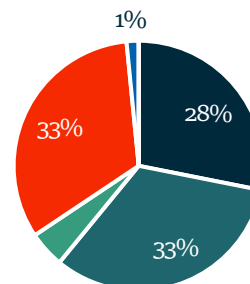
- Young children (0-5)
- School-aged children (6-17)
- Young adults (18-24)
- Adults (25-54)
- Adults (55-64)
- Older adults (65+)
- Unknown

Age of All Persons in Household	All Projects	TH	RRH	PSH
Young children (0-5)	115	238	27	63
School-aged children (6-17)	147	240	34	135
Young adults (18-24)	29	57	10	16
Adults (25-54)	125	208	28	107
Adults (55-64)	6	7	1	10
Older adults (65+)	0	0	0	1
Unknown	1	1	1	1

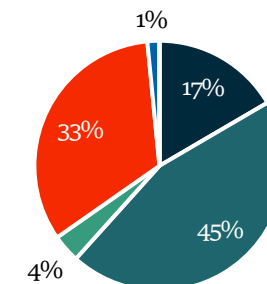
EST



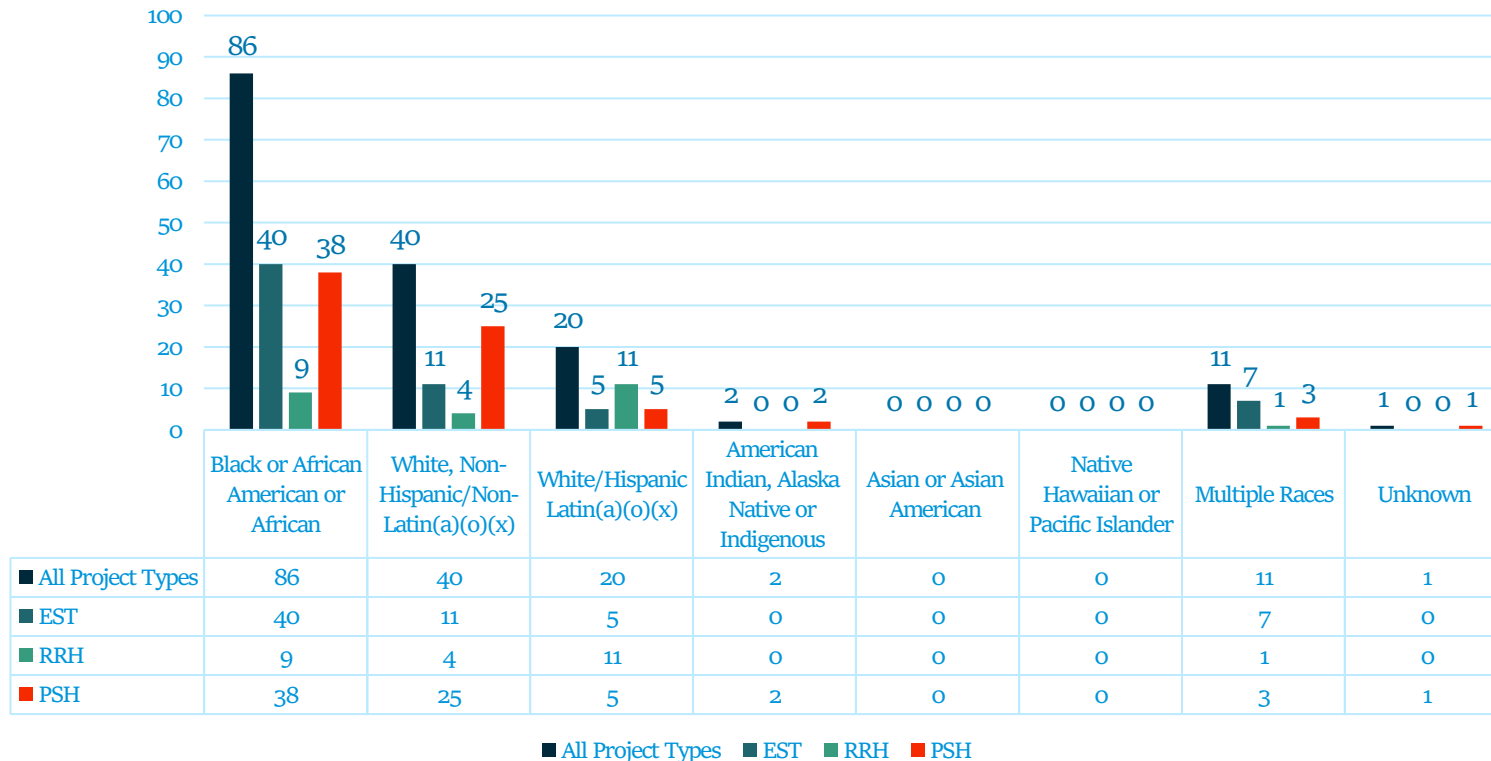
RRH



PSH



5C. RACE & ETHNICITY BREAKDOWN: ADULT & CHILD HOUSEHOLDS



Key takeaways:

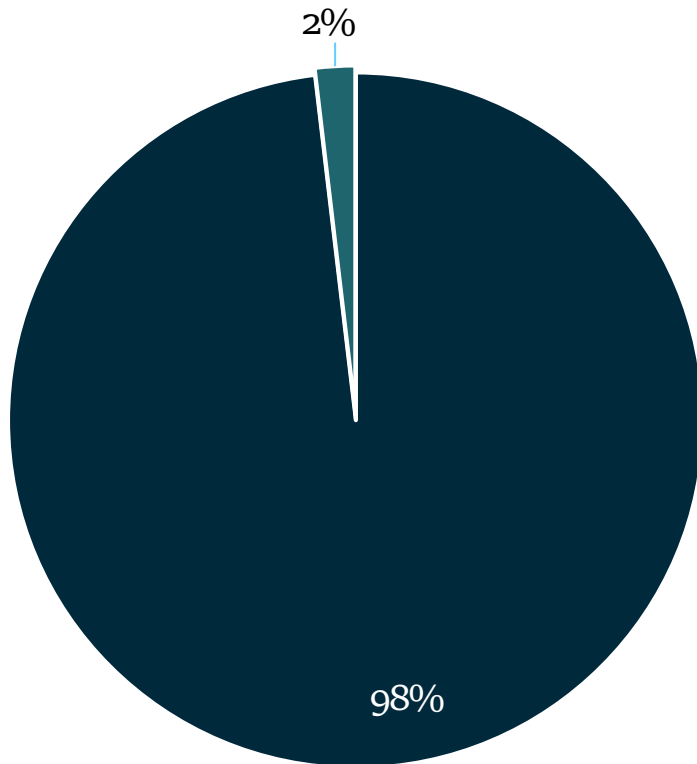
Of the adults served in AC households (160), Black or African American or African persons make up 54% (86) which indicates an overrepresentation.

By contrast, White, Non-Hispanic/Non-Latin(a)(o)(x) persons represent 25% of adults in AC households served within NY-507.

Note: according to the most recent published Census, White, Non-Hispanic/Non-Latin(a)(o)(x) make up 52.7% of Schenectady's total population whereas Black or African American or African make up just 18.7%.

<https://www.census.gov/quickfacts/schenectadycitynewyork>

5D. VETERAN STATUS : ADULT & CHILD HOUSEHOLDS



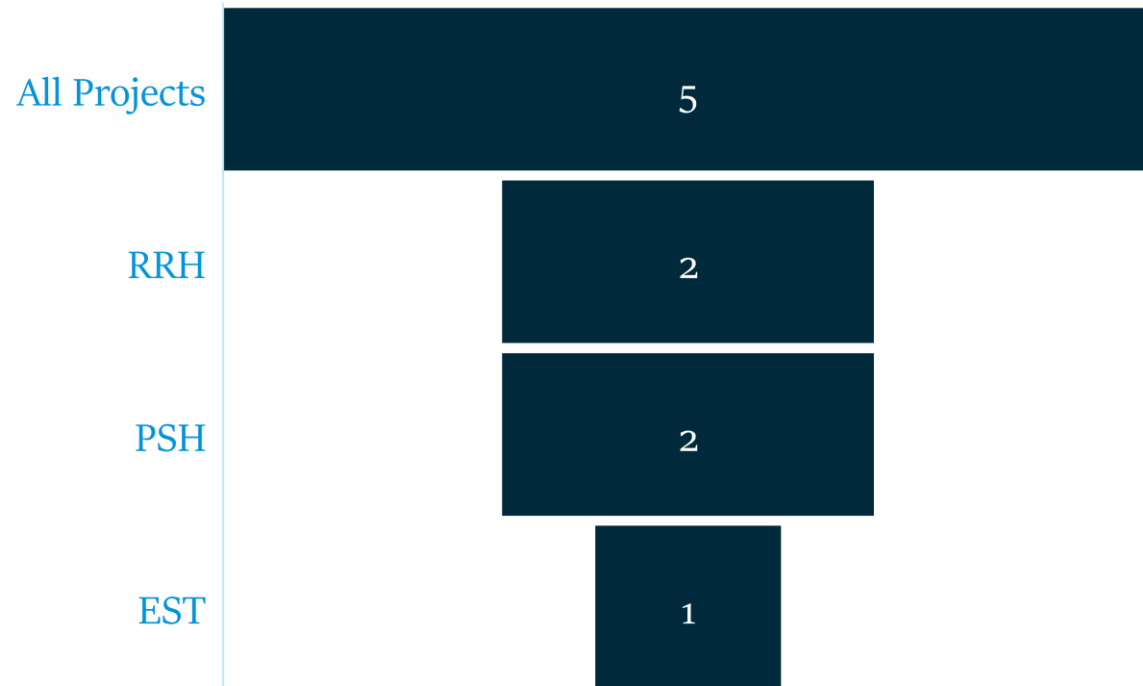
■ Non-Veterans ■ Veterans ■ Unknown

Veteran Status of Adults	All Project Types	TH	RRH	PSH
Non-Veterans	157	63	22	74
Veterans	3	0	3	0
Unknown	0	0	0	0

Across all program types, there are more non-veterans served than veterans in AC households.

Veterans make up less than 1% of program participants in AC households

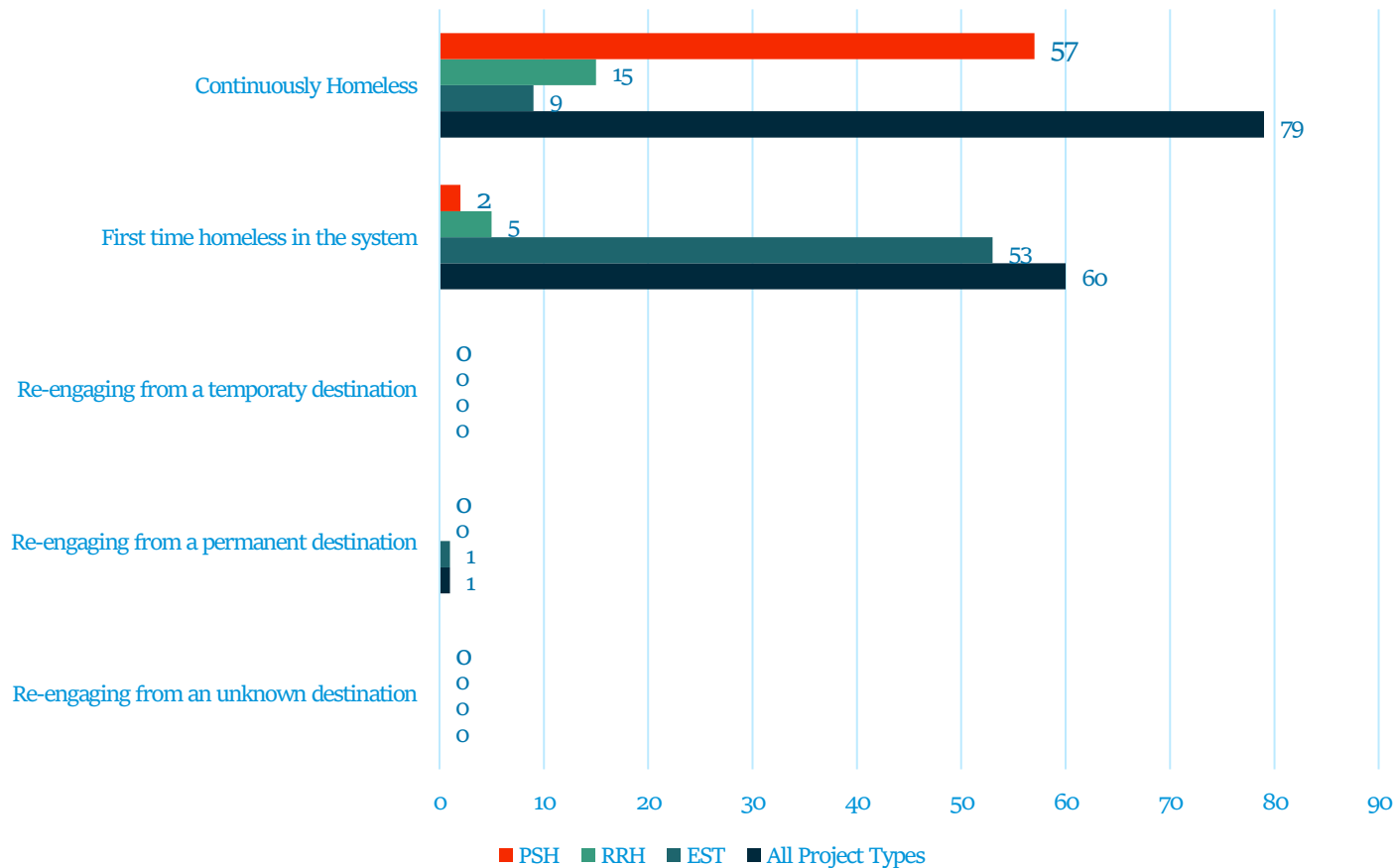
5E. CHRONIC HOMELESSNESS: ADULT & CHILD HOUSEHOLDS



- Of the 160 adults served in AC households, 5 (3%) are experiencing chronic homelessness (as defined by HUD).
- RRH and PSH programs served more participants who are chronically homeless than EST

*Note: According to HUD, chronically homeless individuals are defined as “(1) A “homeless individual with a disability,” as defined in the Act, who: • Lives in a place not meant for human habitation, a safe haven, or in an emergency shelter; and • Has been homeless (as described above) continuously for at least 12 months or on at least 4 separate occasions in the last 3 years where the combined occasions must total at least 12 months”**

5F. SYSTEM ENGAGEMENT: ADULT & CHILD HOUSEHOLDS



- Of 140 AC households:
- 43% (60 HH) of all households served were persons who experienced homelessness for the first time.
- 56% (79 HH) of all households served were persons experiencing continuous homelessness

5G. PRIOR LIVING SITUATIONS OF ADULT & CHILD HOUSEHOLDS



Key Takeaways:

Emergency Shelter/Transitional Housing:

- 55% of participants in EST were previously in a homeless situation (sheltered or street)

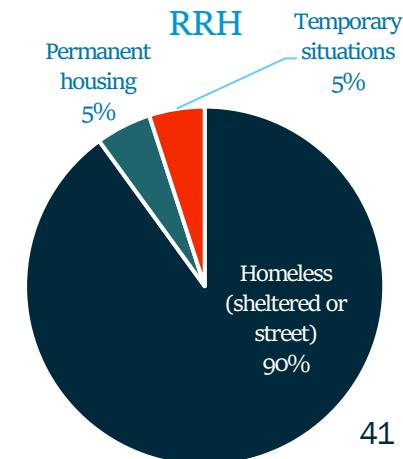
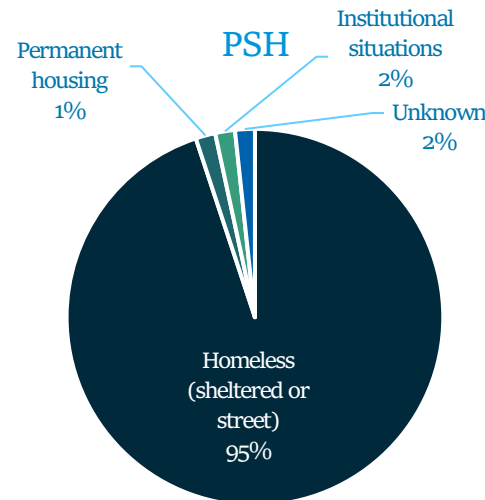
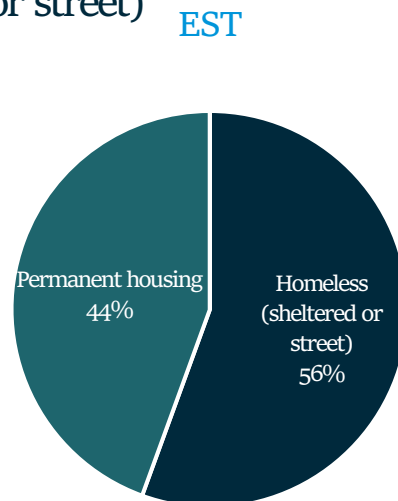
Permanent Supportive Housing:

- 95% of PSH participants were previously in a homeless situation (sheltered or street)

Rapid Re-Housing:

- 90% of RRH participants were previously in a homeless situation (sheltered or street)

Prior Living Situation	EST	RRH	PSH
Homeless (sheltered or street)	35	18	56
Permanent housing	28	1	1
Institutional situations	0	0	1
Temporary situations	0	1	0
Unknown	0	0	1





SECTION 6: CHILD ONLY HOUSEHOLDS

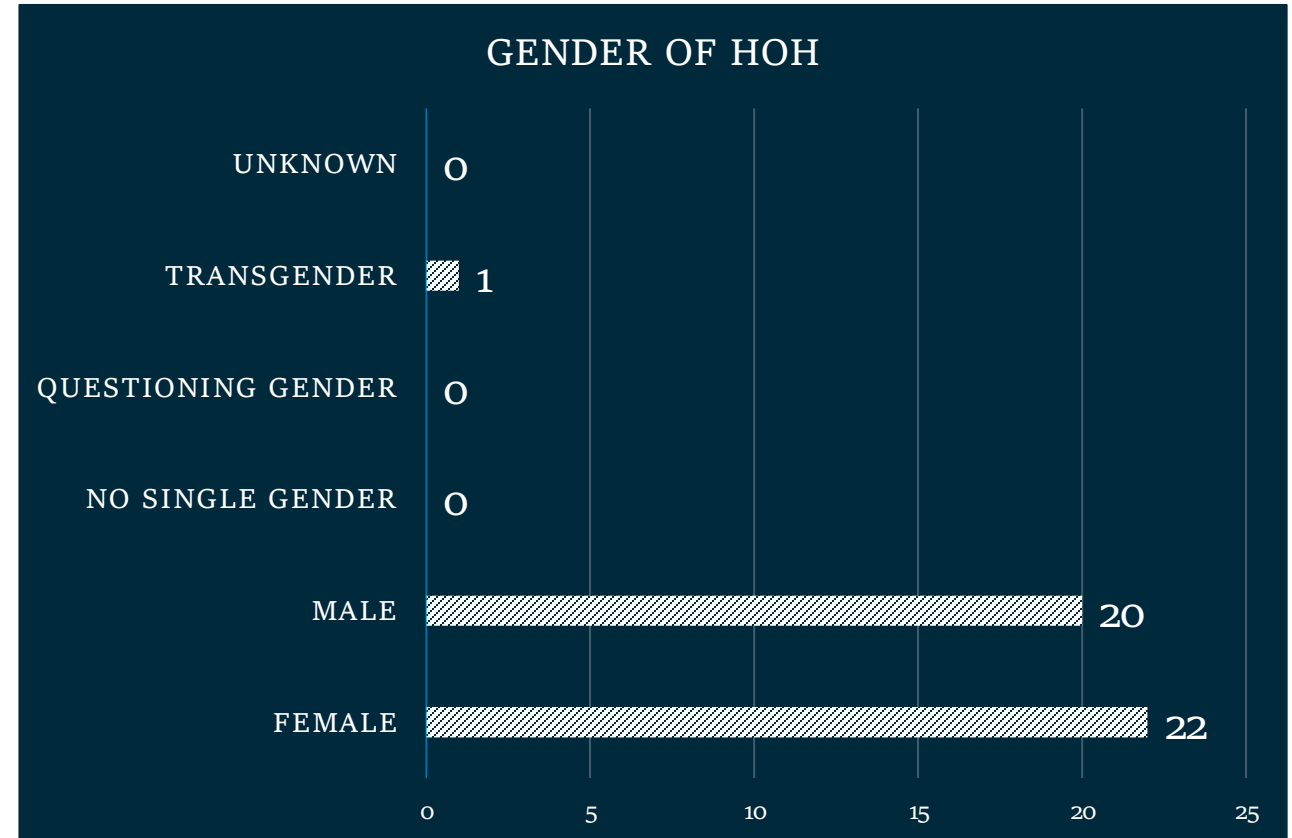
6A. GENDER BREAKDOWN: CHILD ONLY HOUSEHOLDS



The only child only households served were in the EST Program.

Within the 43 child only households:

- One (1) household identified as transgender
- 20 households identified as male
- 22 households identified as female

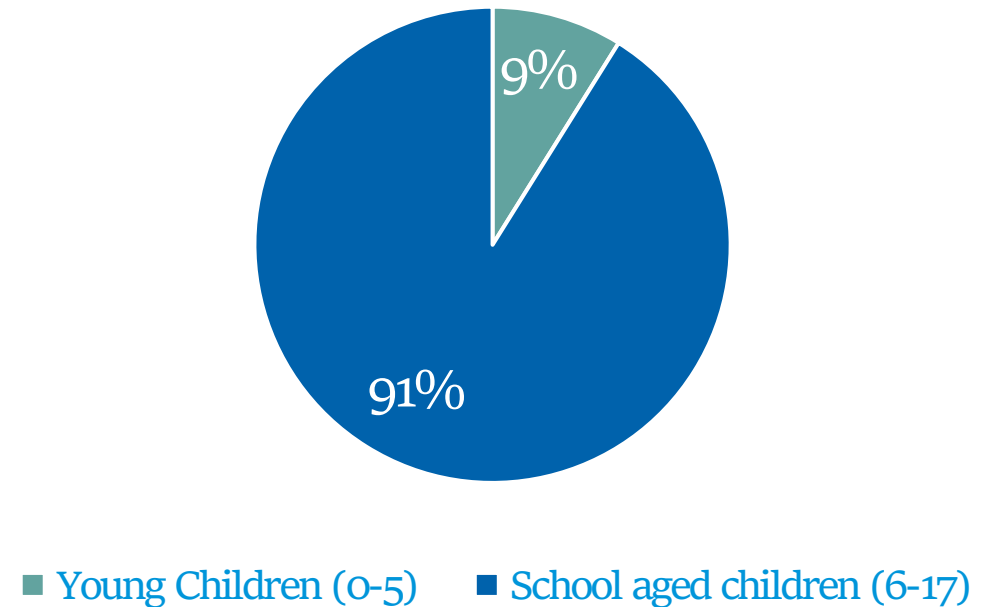


6B. AGE BREAKDOWN: CHILD ONLY HOUSEHOLDS



Of the 45 members of child only households served, 41 (91%) of households were school-aged children (ages: 6-17) and 4 (9%) were young children (ages: 0-5)

Age of All Persons in CO HH

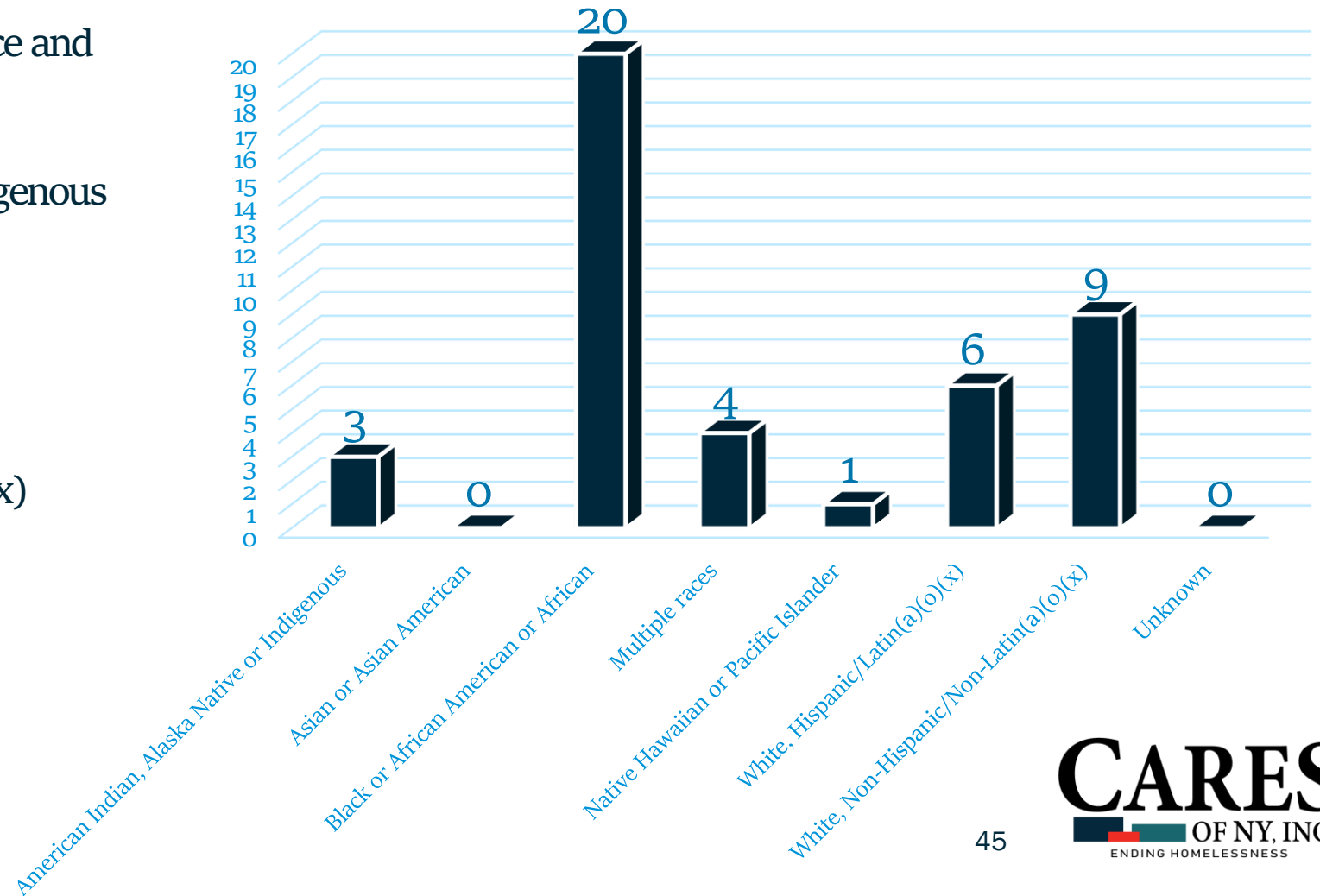


6C. RACE AND ETHNICITY BREAKDOWN: CHILD ONLY HOUSEHOLDS

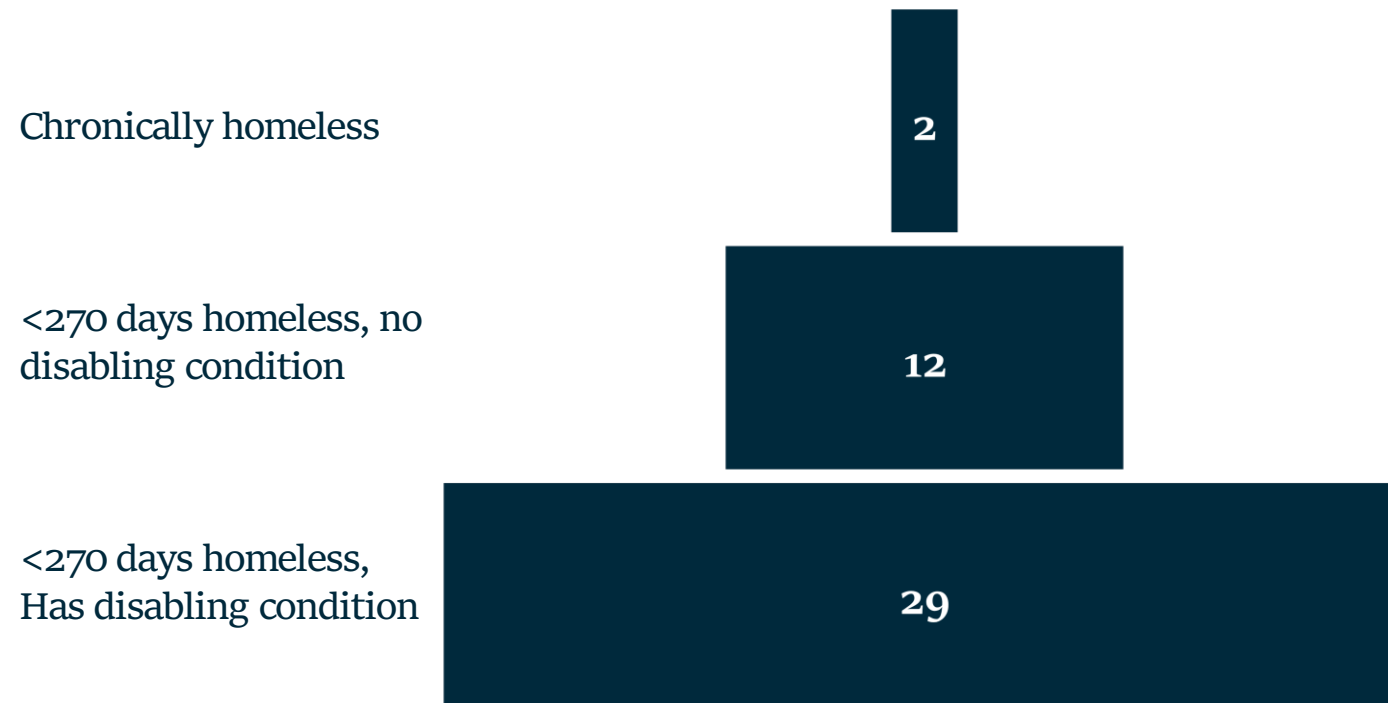


Stella P captures eight (8) categories of race and ethnicity which include:

- American Indian, Alaska Native or Indigenous
- Asian or Asian American
- Black or African American or African
- Multiple Races
- Native Hawaiian or Pacific Islander
- White, Hispanic/Latin(a)(o)(x)
- White, Non-Hispanic/Non-Latin(a)(o)(x)
- Unknown



6D. CHRONIC HOMELESSNESS AND DISABLING CONDITION: CHILD ONLY HOUSEHOLDS



Of the 43 people in CO households:

- 5% are considered chronically homeless
- 72% have a disabling condition

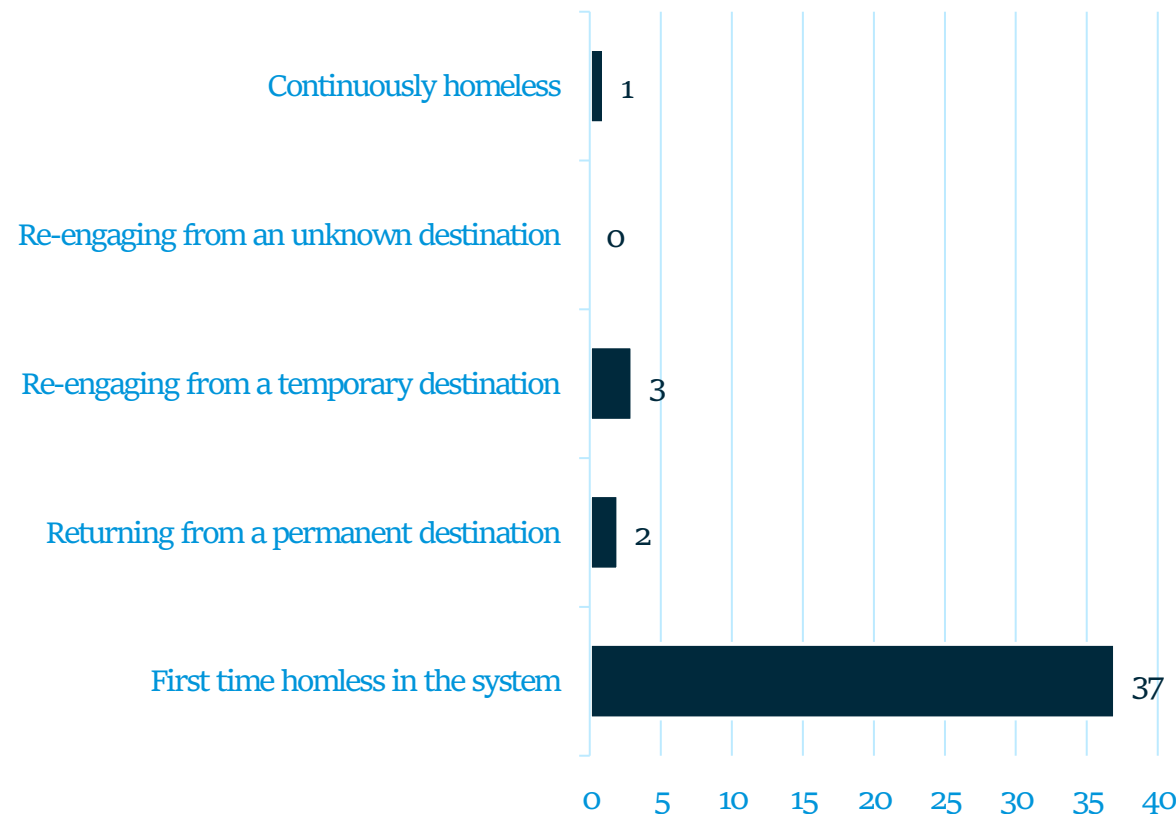
*Note: According to HUD, chronically homeless individuals are defined as “(1) A “homeless individual with a disability,” as defined in the Act, who: • Lives in a place not meant for human habitation, a safe haven, or in an emergency shelter; and • Has been homeless (as described above) continuously for at least 12 months or on at least 4 separate occasions in the last 3 years where the combined occasions must total at least 12 months”**

6E. SYSTEM ENGAGEMENT: CHILD ONLY HOUSEHOLDS

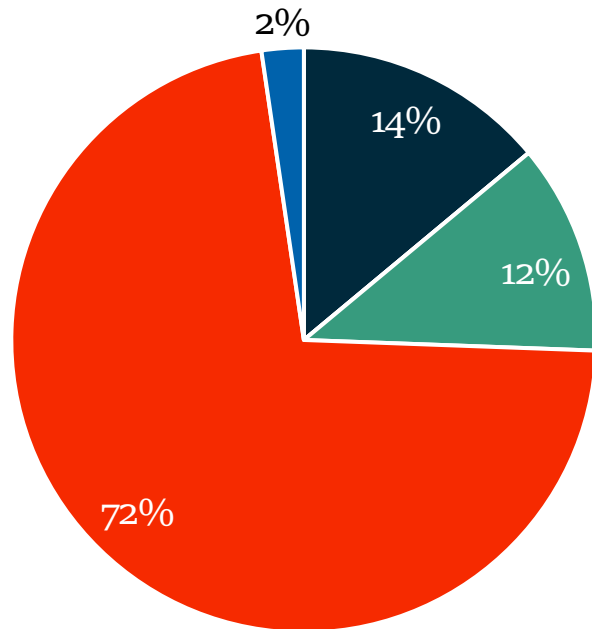


Key takeaways:

- 86% of child only households indicated they were homeless for the first time
- 2% of child only households were continuously homeless
- 5% indicated they were returning from a permanent destination
- 7% indicated they were re-engaging from a temporary destination
- 0% indicated they were re-engaging from an unknown destination



6F. PRIOR LIVING SITUATIONS: CHILD ONLY HOUSEHOLDS



■ Homeless (sheltered or street) ■ Temporary situations
■ Institutional situations ■ Permanent housing
■ Unknown

Key takeaways:

- Prior living situations of CO HH were reported as:
 - Homeless street (2%)
 - Homeless sheltered (12%)
 - Temporary situations (0%)
 - Institutional situations (12%)
 - Permanent housing (72%)
 - Unknown (2%)

Homeless (sheltered or Street)	6
Temporary situations	0
Institutional situations	5
Permanent housing	31
Unknown	1