

CITY OF ALBANY HOME-ARP

A discussion on how to allocate
HOME - American Rescue Plan funding

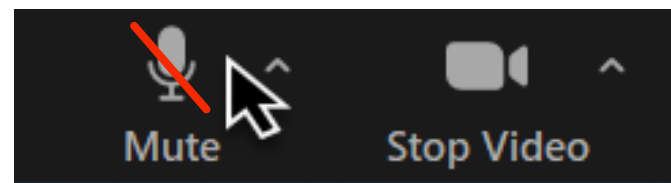
Presented by CARES of NY, Inc.

Consulting with Albany Community Development Agency

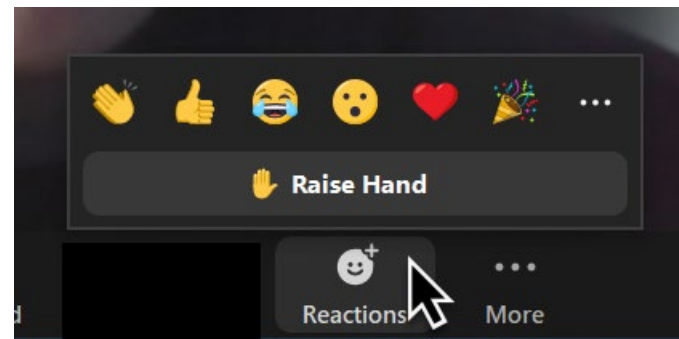
HOUSE KEEPING



Please mute yourself when you're not speaking



During discussion, raise your hand virtually

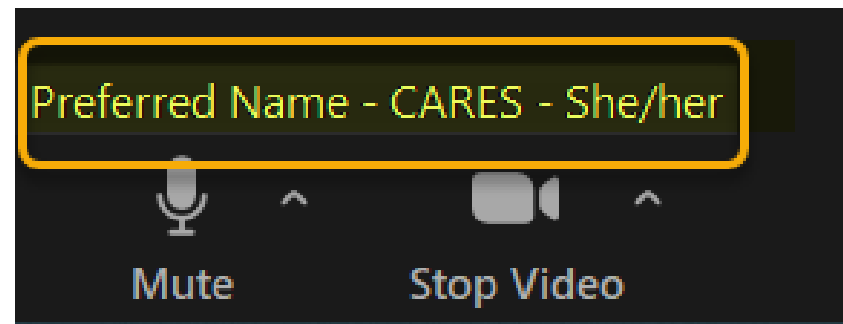


HOUSE KEEPING



Ideally, your video is on to make it easier to engage in conversation

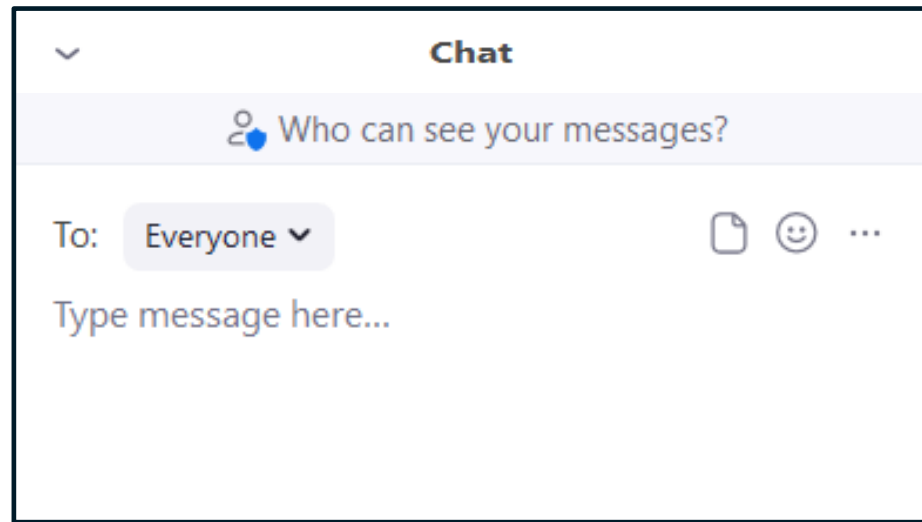
Name your Zoom Box (ie: tell us your name, the organization you represent & your preferred pronouns)



HOUSE KEEPING



Use the chat to ask questions and engage in conversation



PURPOSE OF THIS PRESENTATION

- Provide information about the HOME-ARP program and collect recommendations for use of funding in City of Albany.

Our Goal:

- Provide stakeholders with a general understanding of the HOME-ARP Program and its process
- Provide stakeholders with the data collected and our analysis
- Provide guidance on prioritizations and funding allocation based on data

Our Ask of You:


- Review the information
- Ask questions
- Provide feedback on funding prioritization

AGENDA

- HOME-ARP Program Overview
- Data Findings Overview
- Summary of Stakeholder Feedback to Date
- Questions & Discussion on How to Prioritize Funds:
 1. Eligible Activities
 2. Qualifying Populations
 3. Targeting Subpopulations

HOME-ARP PROGRAM OVERVIEW

The American Rescue Plan (ARP) provides \$5 billion nationally to assist individuals or households who are homeless, at risk of homelessness, and other vulnerable populations, by providing housing, rental assistance, supportive services, and non-congregate shelter, to **reduce homelessness** and **increase housing stability** across the country.



The City of Albany - Albany Community Development Agency (ACDA) has been allocated **\$3.3 million dollars** through this program.

HOME-ARP program activities are funded through
2030

HOME-ARP PROGRAM OVERVIEW

Eligible Activities

Acquisition and Development of Non-congregate shelter

- (i.e., shelters with individual units) to provide emergency housing for persons experiencing homelessness.

Affordable Housing Development

- to provide more affordable housing for persons that are homeless, at-risk of homelessness, fleeing domestic violence, or unstably housed.

Tenant Based Rental Assistance

- (i.e., rent, security deposits, utility deposits, utility costs) to provide financial rental support to persons that are homeless, at-risk of homelessness, fleeing domestic violence, or unstably housed.

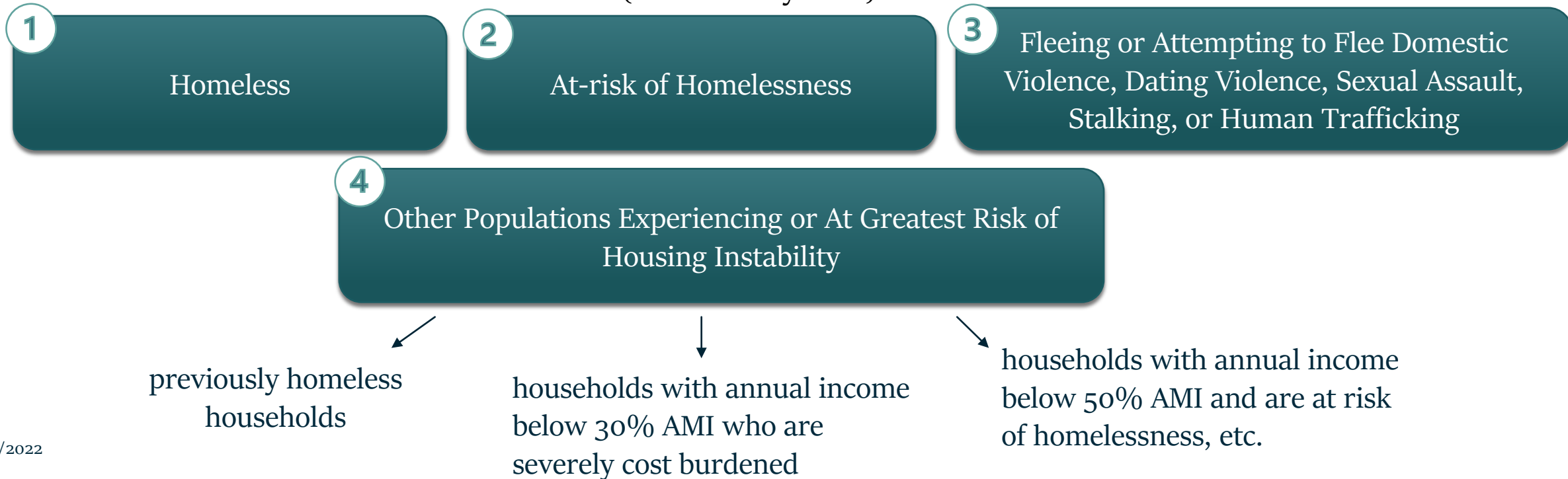
Support Services

- to ensure ongoing stable housing

HOME-ARP PROGRAM OVERVIEW

Qualifying Populations

HOME-ARP funds can be used to support any of the following qualifying populations
(as defined by HUD)



ALLOCATION PLAN REQUIREMENTS

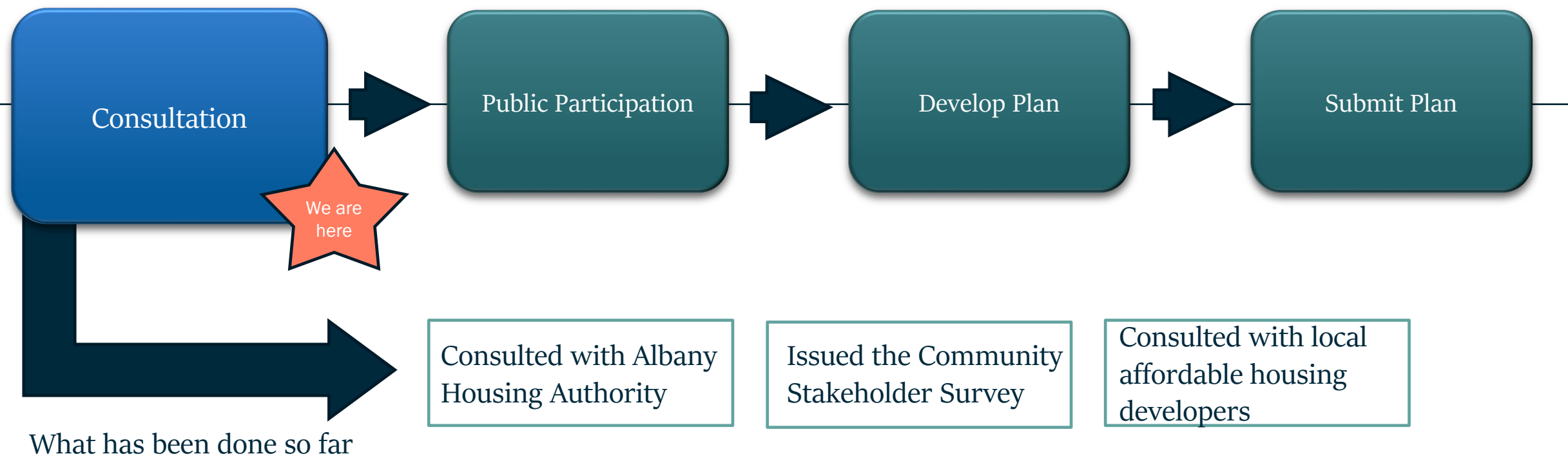
To receive the HOME-ARP funds, ACDA must engage in a consultation and public participation processes and develop a HOME-ARP allocation plan that identifies how the City will prioritize:

Eligible Activities

Qualifying
Populations

Subpopulation
Targeting

WHERE WE ARE AT IN THE PLANNING PROCESS



REVIEW OF DATA FINDINGS

Travis Brodbeck

KEY TAKEAWAYS

- Qualifying Activities:
 - Acquire, construct, and rehabilitate **rental and permanent housing** to expand system capacity.
 - Increase capacity to provide **supportive services** to increase quality of life and to reduce returns to homelessness.
- Qualifying Populations:
 - Dedicate a portion of funds to reduce system gaps by **increasing housing options for homeless and at-risk youth.**
 - Invest funds in programs and services to **assist consumers exiting Street Outreach** programs.

ACQUIRE, CONSTRUCT, AND REHABILITATE RENTAL AND PERMANENT HOUSING TO EXPAND SYSTEM CAPACITY



JUST UNDER HALF OF THE BEDS IN THE COMMUNITY ARE IN PERMANENT SUPPORTIVE HOUSING PROGRAMS AND APPROXIMATELY ONE-THIRD IS IN EMERGENCY SHELTER PROGRAMS

	Current Inventory			
	Total	Year-Round	Seasonal	Overflow
	# of Beds	# of Beds	# of Beds	# of Beds
Emergency Shelter (ES)	584 (32% of all beds)	344	34	206
Transitional Housing (TH)	151 (8% of all beds)	151	0	0
Permanent Supportive Housing (PH-PSH)	826 (45% of all beds)	826	0	0
Rapid Re-housing (PH-RRH)	278 (15% of all beds)	278	0	0
Total Inventory	1,839	1,599	34	206

Current Bed and Unit Inventory
Source: 2021 Housing Inventory Chart (HIC)

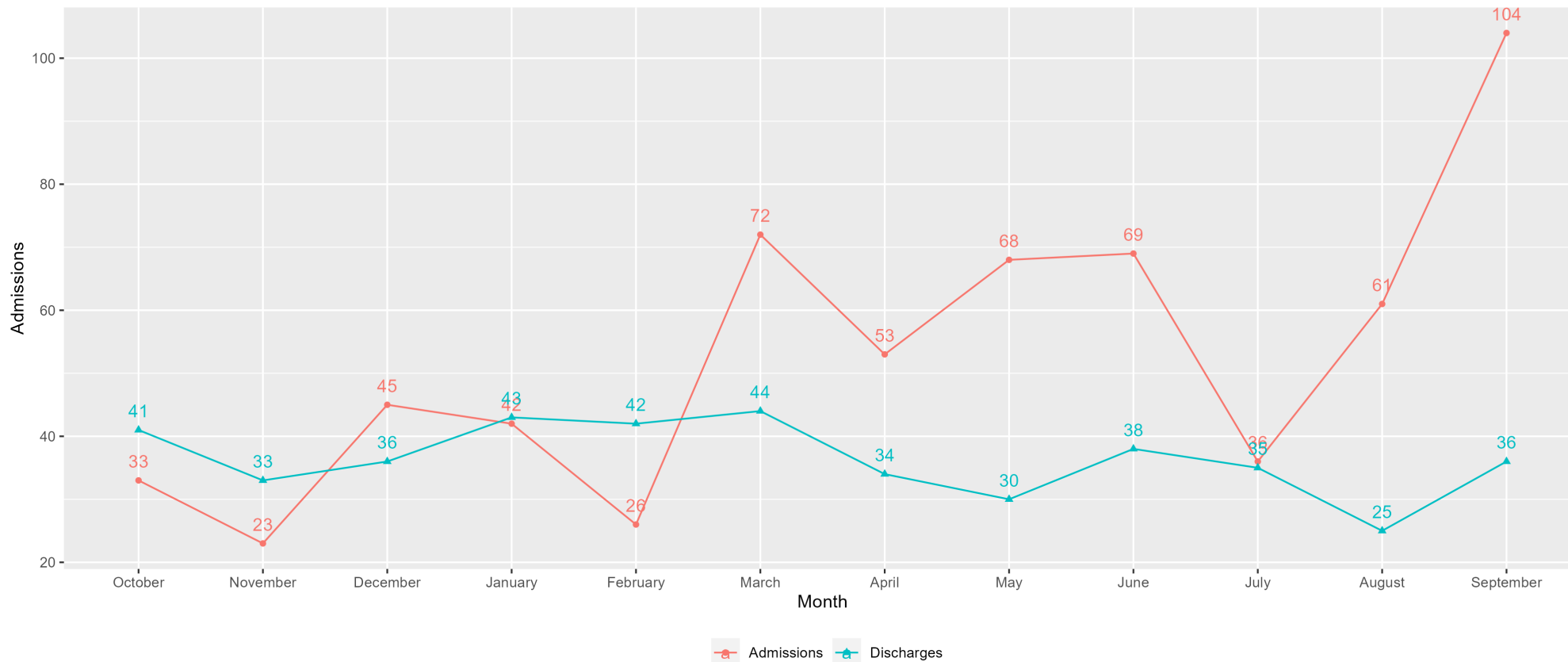
THE SYSTEM IS NEARLY AT FULL CAPACITY

NY-503 System Utilization	TH	RRH	ES	PSH	<u>SYSTEM</u>
Total Beds	151	278	584	826	1,839
PIT Count	136	278	538	797	1,749
Utilization Rate	<u>90%</u>	<u>100%</u>	<u>92%</u>	<u>96%</u>	<u>95%</u>

Current Bed Utilization by Program Type
 Source: 2021 Housing Inventory Chart (HIC)

7 OUT OF 12 MONTHS ADMISSIONS OUTPACE DISCHARGES – THE NEED FOR HOUSING IS GREATER THAN THE SUPPLY

Coordinated Entry Activity Between 2020 and 2021
Albany County Coalition on Homelessness (ACCH) n=632

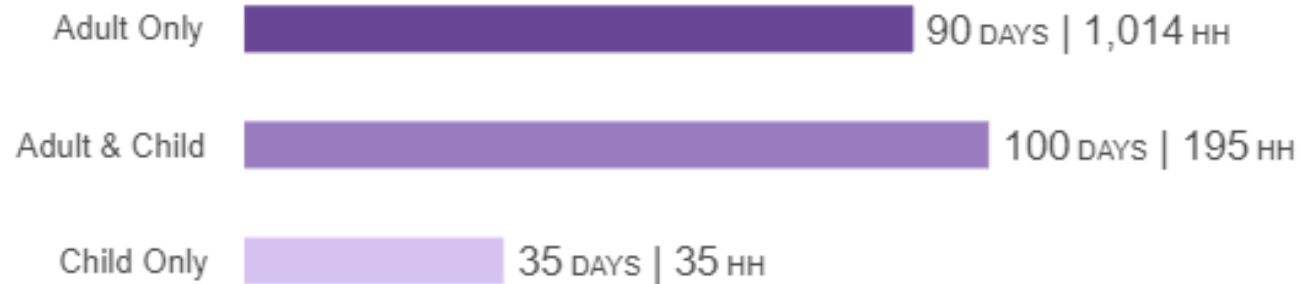


IT TAKES ON AVERAGE THREE MONTHS TO HOUSE A CLIENT

Average Days Homeless

The average cumulative, unduplicated number of days that households were served in ES, SH, or TH projects; and days in RRH or PSH prior to move-in.

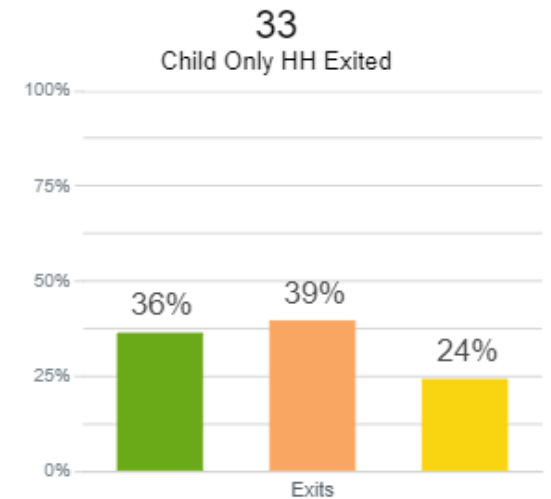
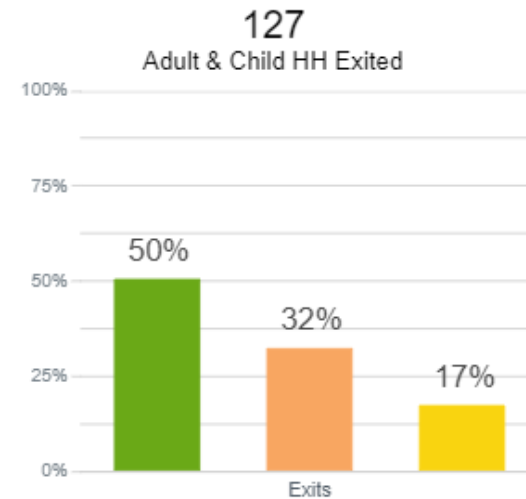
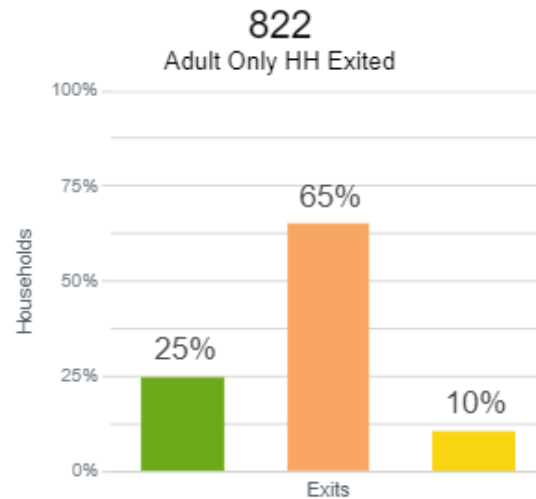
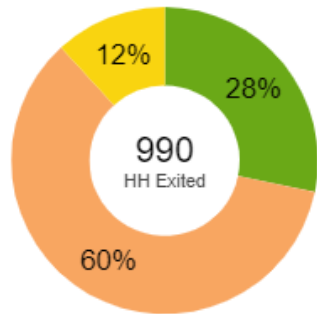
90
DAYS Homeless
1,252 HH



WITHIN THE REPORT PERIOD, LESS THAN A THIRD OF HOUSEHOLDS EXITED TO PERMANENT DESTINATIONS

Exits by Destination Type

Percent of households that exited to permanent, temporary, and unknown destinations by household type.

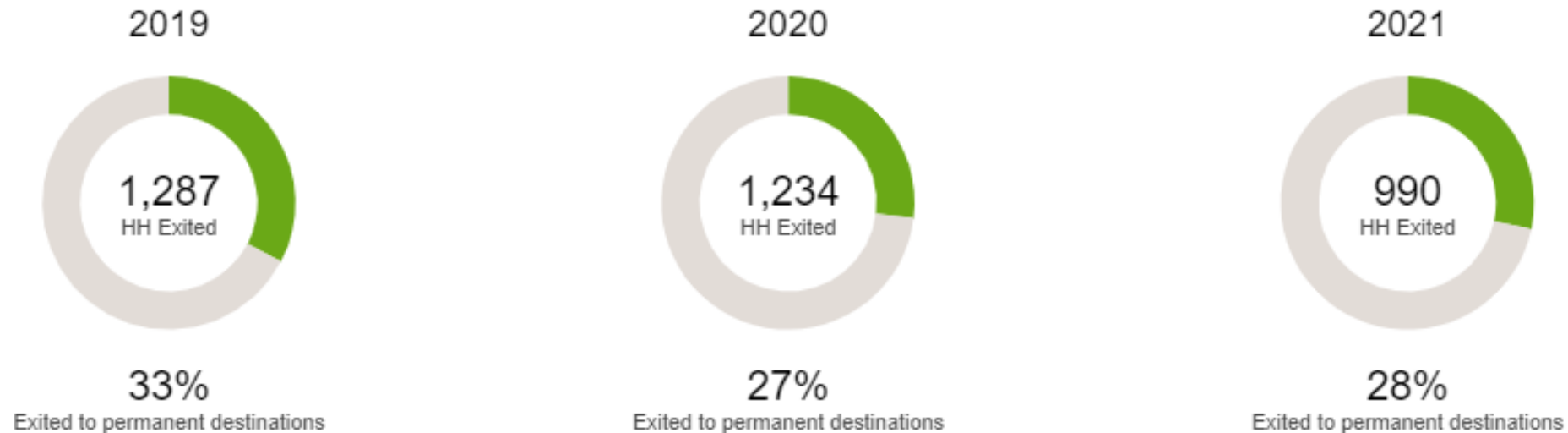


■ Permanent Destinations ■ Temporary Destinations ■ Unknown Destinations

EXITS TO PERMANENT DESTINATIONS HAS NOT RETURNED TO 2019 LEVELS

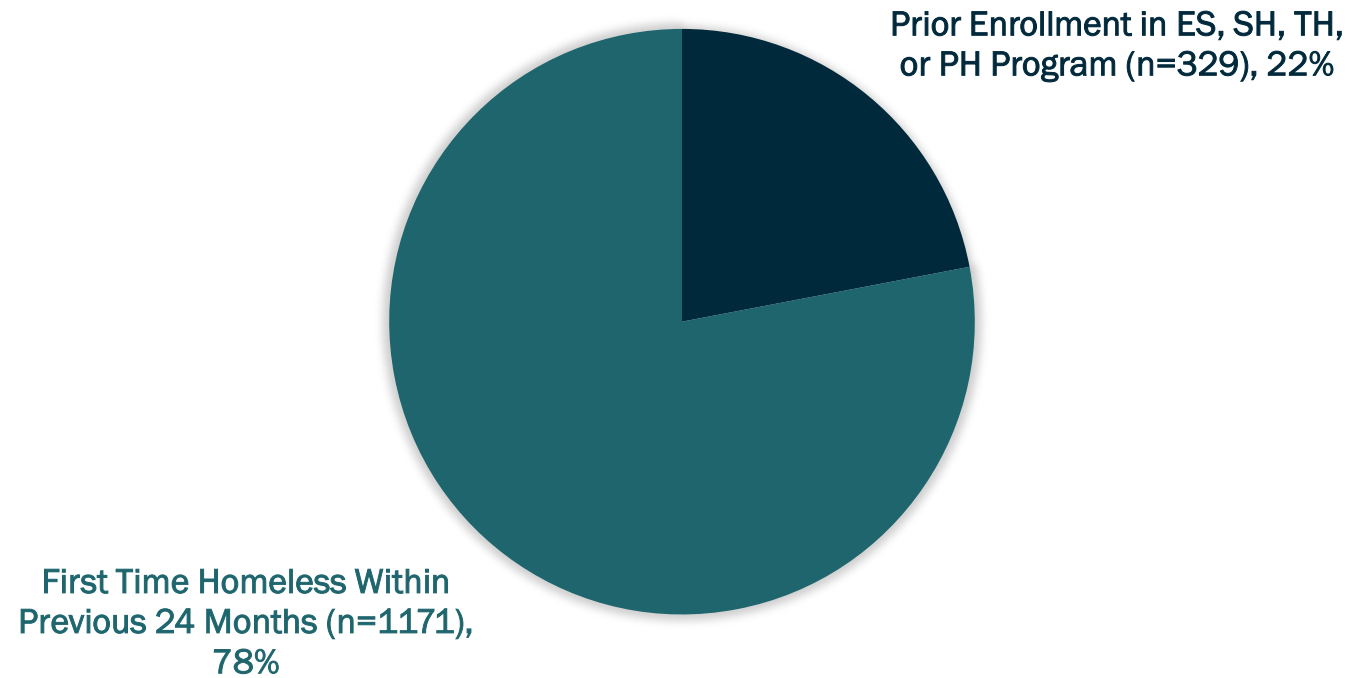
Exits to Permanent Destinations Trend

Number of households that exited from the homeless system and percent that exited to permanent destinations within each of the past three years.



NEARLY 8 OUT 10 PERSONS ARE HOMELESS FOR THE FIRST TIME IN TWO YEARS

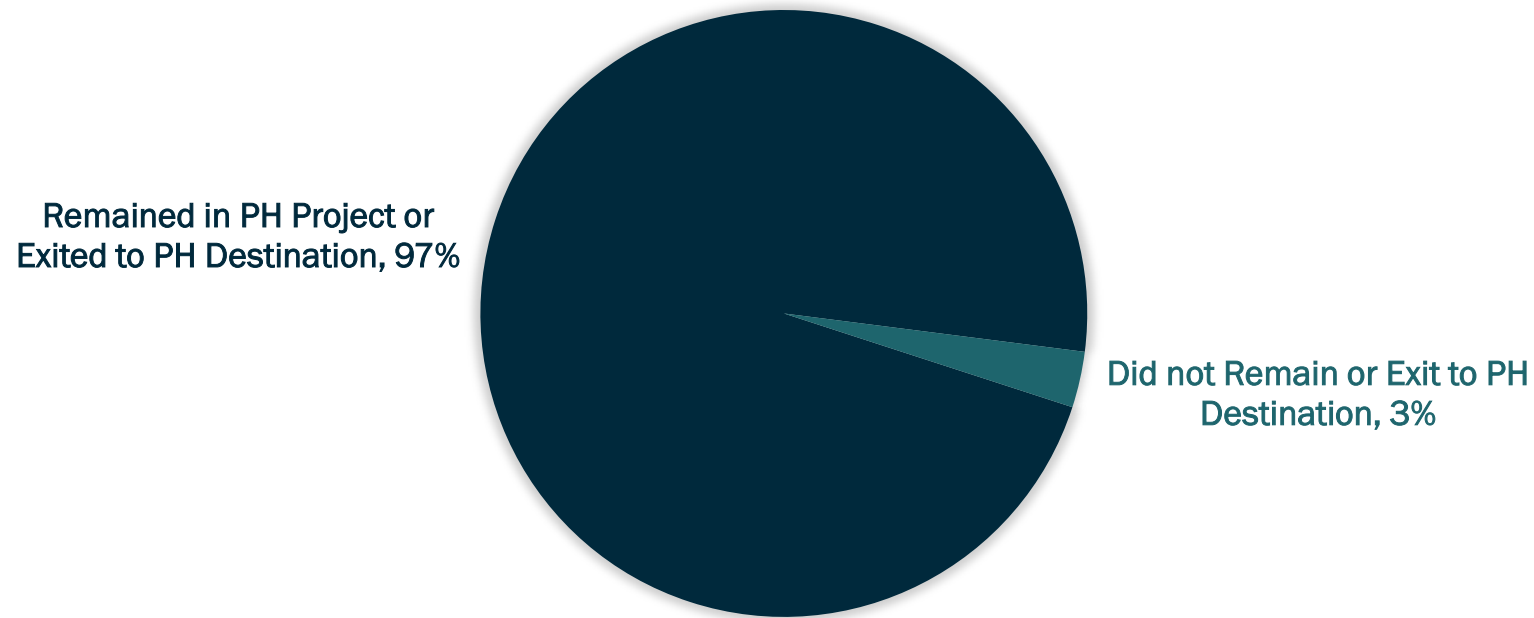
SYSTEM PERFORMANCE MEASURES (SPM) – MEASURE 5: NUMBER OF PERSONS WHO BECOME HOMELESS FOR THE FIRST TIME



Percentage of Clients Who Are First Time Homeless Within Last 24 Months
Source: System Performance Measures from CCHMIS Data (10/01/2020 – 09/30/2021)

PERMANENT SUPPORTIVE HOUSING PROGRAMS ARE EXTREMELY EFFECTIVE IN RETENTION AND SUCCESSFUL EXITS

PERSONS IN ALL PH PROJECTS EXCEPT RRH WHO EXITED AFTER MOVING INTO HOUSING, OR WHO MOVED INTO HOUSING AND REMAINED IN THE PH PROJECT



Percentage of Clients Who Remained in Permanent Housing or Exited to a Successful Destination
Source: System Performance Measures from CCHMIS Data (10/01/2020 – 09/30/2021)

THE ALBANY HOUSING AUTHORITY (AHA) DATA SHOWS A NEED FOR INCREASED HOUSING STOCK TO SERVE OUR COMMUNITY

The number of individuals served by AHA is equal to 0.7% of the city of Albany's population

Across all families and singles in AHA housing, a total of 752 individuals were served in 2021.

The number of individuals on the AHA waitlist is equal to 13% of the city of Albany's population

Across all families and singles, there are a total of 13,241 individuals on the waitlist as of December 31, 2021.

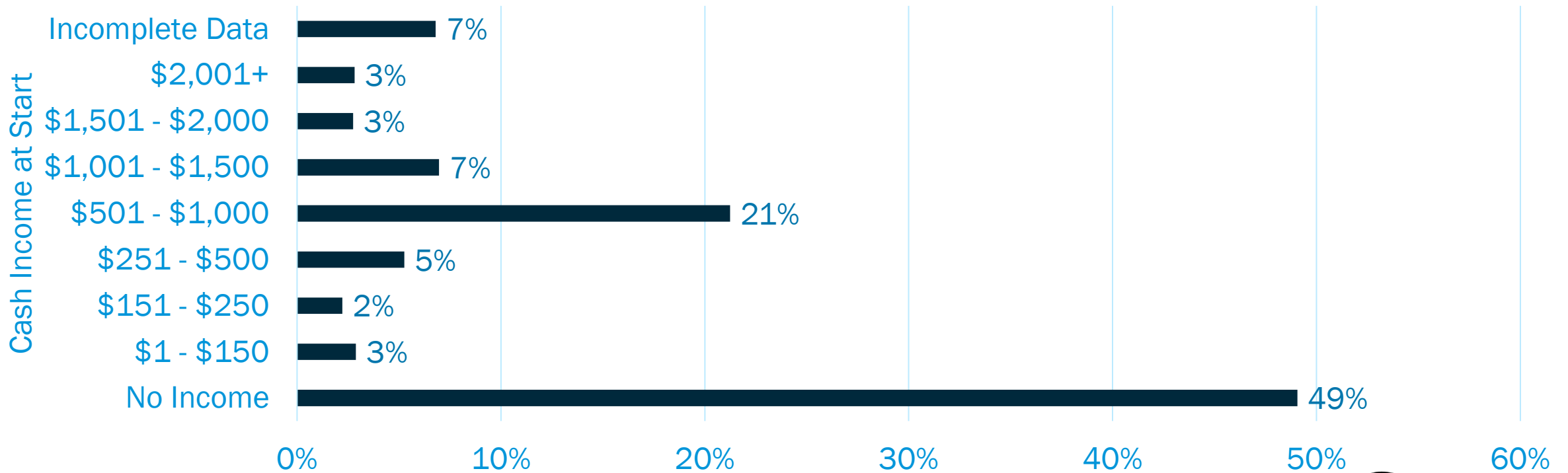
Number of Individuals Served and on Waitlist – Albany Housing Authority
Source: CARES of NY, Inc. HOME-ARP Stakeholder Survey

INCREASE CAPACITY TO PROVIDE SUPPORTIVE SERVICES TO INCREASE QUALITY OF LIFE AND TO REDUCE RETURNS TO HOMELESSNESS



HALF OF ADULT CLIENTS HAD NO INCOME WHEN THEY ENTERED THE HOMELESS SERVICES SYSTEM

NY-503 CoC Annual Performance Report (APR)
HUD FY21: 10/01/2020 – 09/30/2021



Cash Income Ranges at Program Start Breakdown – Annual Performance Report of All CoC Programs in HMIS
Source: CARES Collaborative Homeless Management Information System (CCHMIS)

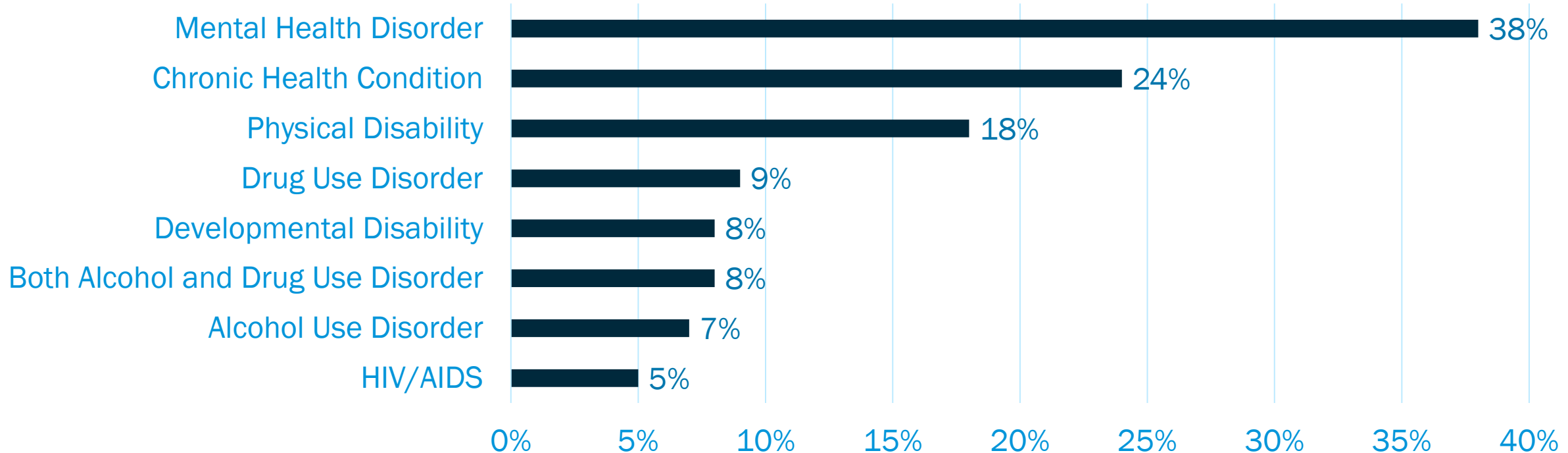
ONE-THIRD OF ADULTS RECEIVE INCOME FROM SOCIAL PROGRAMS AND ONLY 1 IN 10 ADULTS HAVE EARNED INCOME

Number of Adults By Income Category	Number of Adults at Start	Percentage of Adults at Start
Adults with Only Earned Income (i.e., Employment Income)	604	10%
Adults with Only Other Income	2,004	33%
Adults with Both Earned and Other Income	52	1%
Adults with No Income	2,963	49%
Adults with Client Doesn't Know/Client Refused Income Information	91	2%
Adults with Missing Income Information	318	5%
Total Adults	6,032	

Cash Income at Program Start Breakdown – Annual Performance Report of All CoC Programs in HMIS
 Source: CARES Collaborative Homeless Management Information System (CCHMIS)

1 OUT OF 3 CLIENTS HAVE A MENTAL HEALTH CONDITION AND 1 OUT OF 6 HAVE PHYSICAL DISABILITY

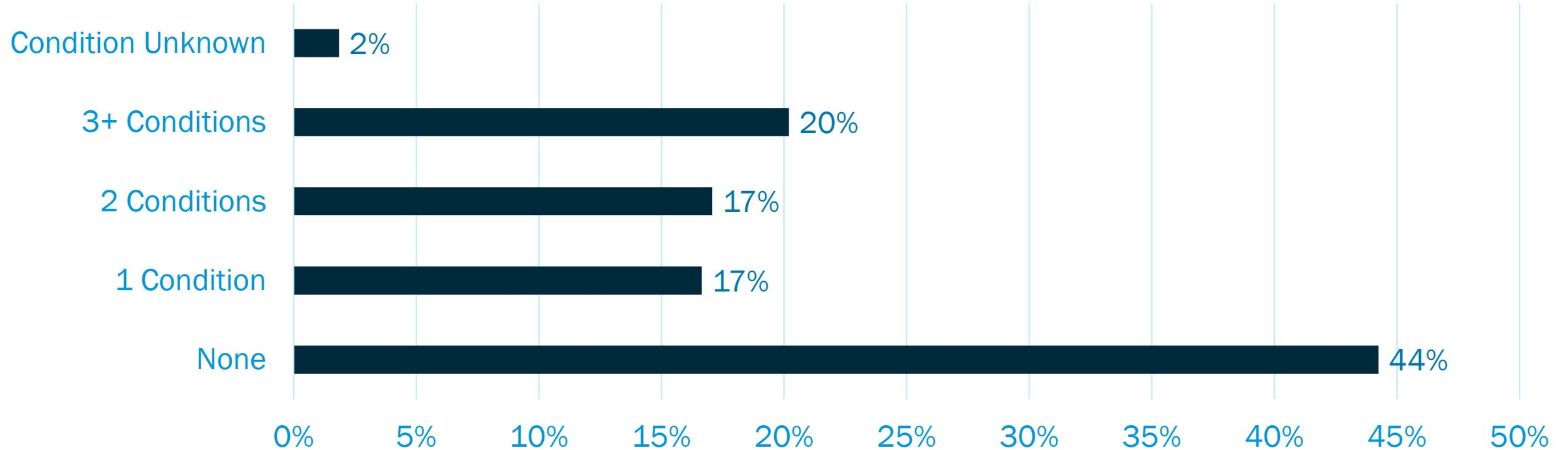
NY-503 Coordinated Entry Annual Performance Report (APR)
HUD FY21: 10/01/2020 – 09/30/2021 (N=730 Persons)



Chronic Health Condition Breakdown – Annual Performance Report of All CE Programs in HMIS
Source: CARES Collaborative Homeless Management Information System (CCHMIS)

OF PERSONS WHERE HEALTH CONDITIONS DATA WAS COLLECTED, 54% OF CLIENTS HAVE AT LEAST ONE CONDITION

NY-503 Coordinated Entry Annual Performance Report (APR)
HUD FY21: 10/01/2020 – 09/30/2021 (N=730 Persons)



Chronic Health Condition Breakdown – Annual Performance Report of All CE Programs in HMIS

DEDICATE A PORTION OF FUNDS TO REDUCE SYSTEM GAPS BY
INCREASING HOUSING OPTIONS FOR HOMELESS AND AT-RISK YOUTH



YOUTH BEDS ARE LIMITED IN THE COMMUNITY COMPARED TO VETERAN AND VETERAN FAMILIES' BEDS

	Current Inventory		
	Veterans	Youth	Chronic Homeless
	# of Beds	# of Beds	# of Beds
Emergency Shelter	31	8	0
Transitional Housing	22	8	0
Permanent Supportive Housing	121	1	231
Rapid Re-housing	68	8	0
Total Inventory	<u>242</u>	<u>25</u>	<u>231</u>

Current Bed and Unit Inventory
 Source: 2021 Housing Inventory Chart (HIC)

ONLY 1 OUT OF 5 HOMELESS YOUTH WHO LEAVE PROGRAMS EXIT TO A POSITIVE HOUSING DESTINATION

Exit Destination - Youth	Total	Without Children	With Children and Adults	With Only Children
Total Youth Exiting Programs	195	126	32	37
Total persons exiting to positive housing destinations	43	15	15	13
Percentage	22%	12%	47%	35%

Youth Exit Destination Breakdown – Annual Performance Report of All CoC Programs in HMIS

4/22/2022 Source: CARES Collaborative Homeless Management Information System (CCHMIS)

NEARLY TWO-THIRDS OF HOMELESS YOUTH WHO LEAVE PROGRAMS HAVE NO INCOME

Number of Youth By Income Category	Number of Youth at Exit (Leavers)	Percentage of Youth at Exit (Leavers)
Youth with Only Earned Income (i.e., Employment Income)	21	11%
Youth with Only Other Income	31	16%
Youth with Both Earned and Other Income	1	1%
Youth with No Income	120	62%
Youth with Client Doesn't Know/Client Refused Income Information	2	1%
Youth with Missing Income Information	20	10%
Total Youth	195	

Youth Income at Program Exit Breakdown – Annual Performance Report of All CoC Programs in HMIS

4/22/2022

Source: CARES Collaborative Homeless Management Information System (CCHMIS)

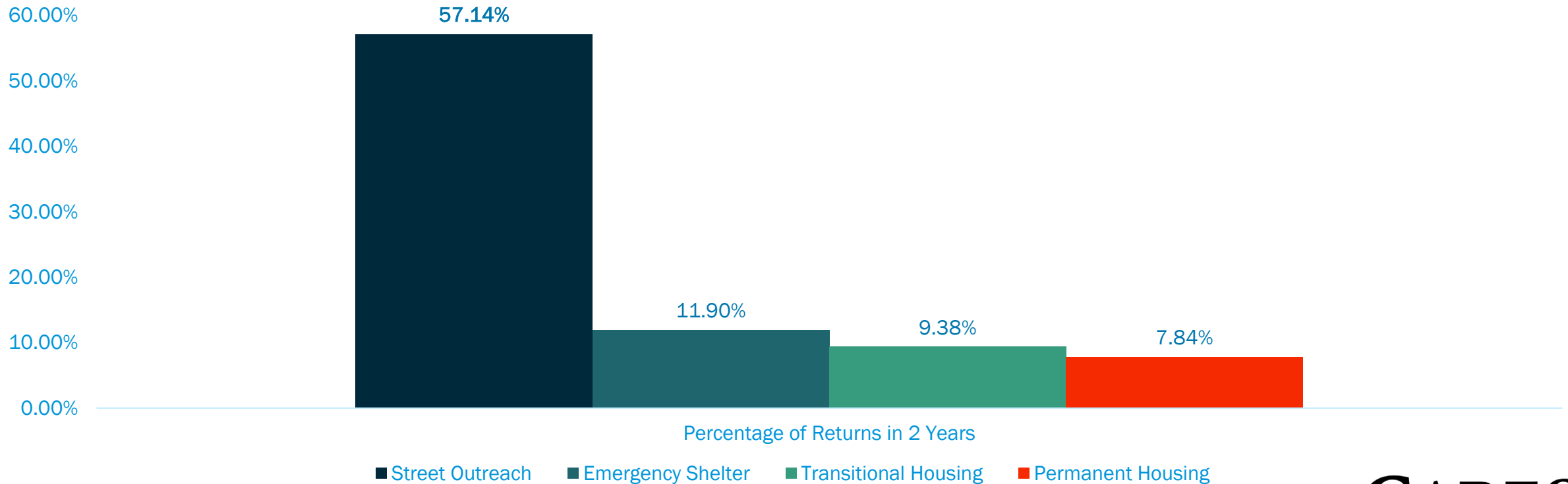
32

INVEST FUNDS IN PROGRAMS AND SERVICES TO ASSIST CONSUMERS EXITING STREET OUTREACH PROGRAMS



NEARLY TWO-THIRDS OF CLIENTS WHO EXITED FROM STREET OUTREACH PROGRAMS TO A PERMANENT DESTINATION RETURNED TO HOMELESSNESS WITHIN TWO YEARS


System Performance Measures (SPM) – Metric 2B: Persons Who Exited To Permanent Housing Destinations From Program Types and Returned to Homelessness Within 2 Years (n=1,083)



Percentage of Clients Who Returned to Homelessness After Exiting From Program Types
Source: System Performance Measures from CCHMIS Data (10/01/2020 – 09/30/2021)

RECAP: KEY TAKEAWAYS

- Acquire, construct, and rehabilitate rental and permanent housing to expand system capacity.
- Increase capacity to provide supportive services to increase quality of life and to reduce returns to homelessness.
- Dedicate a portion of funds to reduce system gaps by increasing housing options for homeless and at-risk youth.
- Invest funds in housing, programs, and services to assist consumers exiting Street Outreach programs.



SUMMARY OF STAKEHOLDER FEEDBACK TO DATE

Kelsey Addy
Director of Planning

SURVEY QUESTIONS

To gauge the needs of the community, CARES of NY, Inc. distributed a Stakeholder Survey in late March (3/16/2022 – 3/30/2022) that collected recommendations on the following:

- 1 Prioritizing Activities
- 2 Percentage of Funding for Activities
- 3 Prioritization for Qualifying Populations
- 4 Targeting Subpopulation

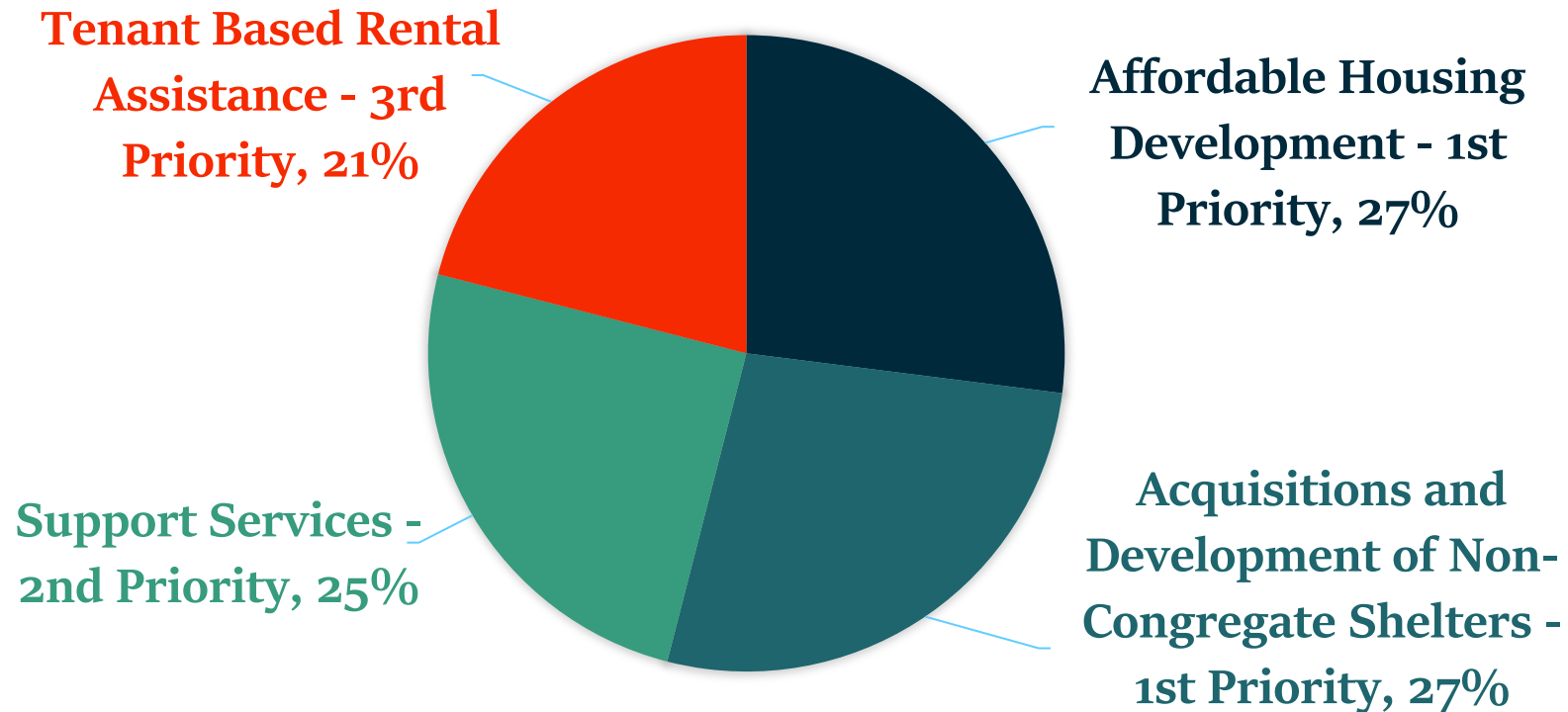
SURVEY PARTICIPANTS

The following is a list of organizations that have responded to the survey:

- Albany County Department of Health
- Alliance for Positive Health
- Capital Area Council of Churches
- Capital Area Peer Services
- Catholic Charities Housing Office
- Citizen Action of New York and the Public Policy and Education Fund
- DePaul Community Services
- Equinox
- Family Promise of the Capital Region
- FOCUS Churches of Albany
- HATAS
- Hope House
- Housing/Peer Advocate Connection Training
- In Our Own Voices, Inc.
- Joseph's House & Shelter, Inc.
- Pride Center of the Capital Region
- St. Anne Institute
- St. Catherine's Center for Children
- Stratton VAMC
- The Altamont Program, Inc – Schuyler Inn
- Trinity Alliance of the Capital Region

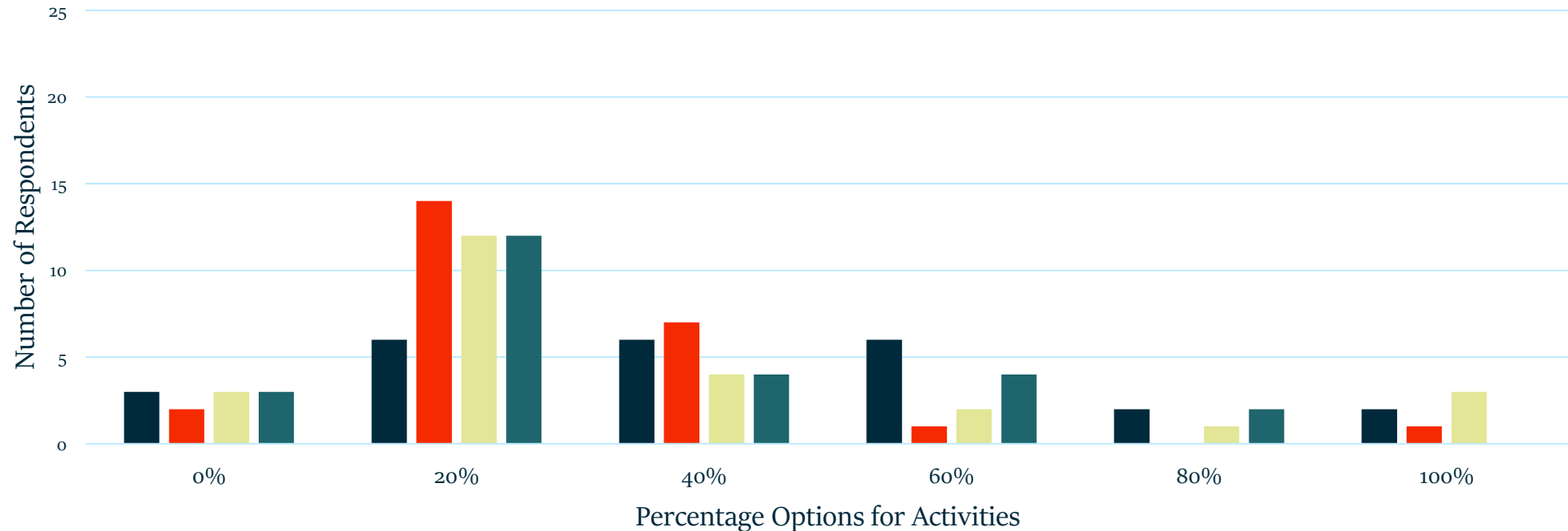
STAKEHOLDER SURVEY RESULTS

Activities Recommended for Prioritization



STAKEHOLDER SURVEY RESULTS

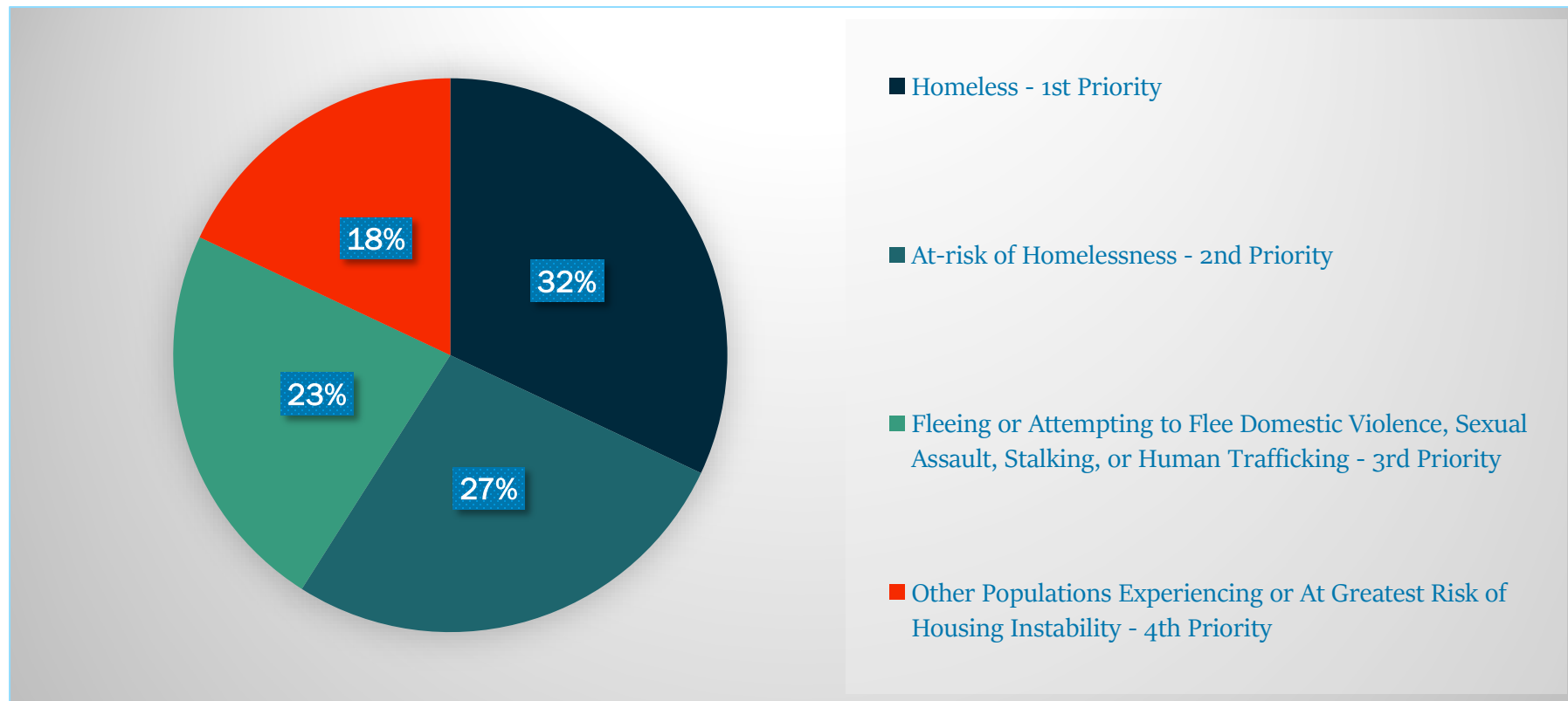
Percentage of Funding Recommended for Activities



- Affordable Housing Development
- Tenant Based Rental Assistance (TBRA)
- Support Services
- Acquisitions and Development of Non-Congregate Shelters

STAKEHOLDER SURVEY RESULTS

Prioritization Recommendations for Qualifying Populations (QPs)



STAKEHOLDER SURVEY RESULTS

Subpopulation Targeting Recommendations



QUESTIONS & DISCUSSION

REVIEW OF FINDINGS: ELIGIBLE ACTIVITIES

Eligible Activities	Data Findings	Survey Findings
Non-Congregate Shelter		<input checked="" type="checkbox"/>
Affordable Housing Development	<input checked="" type="checkbox"/>	<input checked="" type="checkbox"/>
Tenant-Based Rental Assistance		
Support Services	<input checked="" type="checkbox"/>	

QUESTIONS & DISCUSSION

Do you agree that these are the primary priorities to best address homelessness in the City of Albany with the HOME-ARP Funding?

Non-
Congregate
Shelter

Affordable
Housing
Development

Support
Services

QUESTIONS & DISCUSSION

Do you agree with the prioritization below of qualified populations for City of Albany HOME-ARP Funding?

1st
Priority

Persons Experiencing Homeless

2nd
Priority

At-risk of Homelessness

3rd
Priority

Fleeing or Attempting to Flee Domestic Violence, Sexual Assault, Stalking, or Human Trafficking

4th
Priority

Other Populations Experiencing or At Great Risk of Housing Instability

REVIEW OF FINDINGS: SUB-POP PRIORITIZATION

Prioritized Sub-Populations	Data Findings	Survey Findings
Households who have been chronically homeless		<input checked="" type="checkbox"/>
Persons in unsheltered situations		<input checked="" type="checkbox"/>
Persons with Severe Mental Illness		<input checked="" type="checkbox"/>
Persons with Substance Use Disorder		
Victims/Survivors of Domestic Violence		
Persons with HIV/AIDS		
Persons with Physical Disabilities		
Persons with Developmental Disabilities		
Persons exiting the criminal justice system		<input checked="" type="checkbox"/>
Veterans/Families with a veteran member		
Unaccompanied Youth	<input checked="" type="checkbox"/>	
Parenting Youth	<input checked="" type="checkbox"/>	
Sex Offenders		

QUESTIONS & DISCUSSION

Reflecting on that information, do you agree these are the subpopulations that should be targeted with City of Albany HOME-ARP Funding?

Chronically Homeless

Persons in unsheltered situations

Persons with Severe Mental Illness

Persons exiting the criminal justice system

Unaccompanied Youth

Parenting Youth

CONTINUING THE DISCUSSION

Are there other traditionally underserved populations not captured within our data collection?

THANK YOU FOR YOUR PARTICIPATION!

If you have any questions, comments or suggestions,
please feel free to reach out to:

Genesis Matthey – CoC Project Coordinator, CARES of NY,
Inc.

Email: GMatthey@caresny.org

Phone Number: (518) 489 -4130 ext 724