

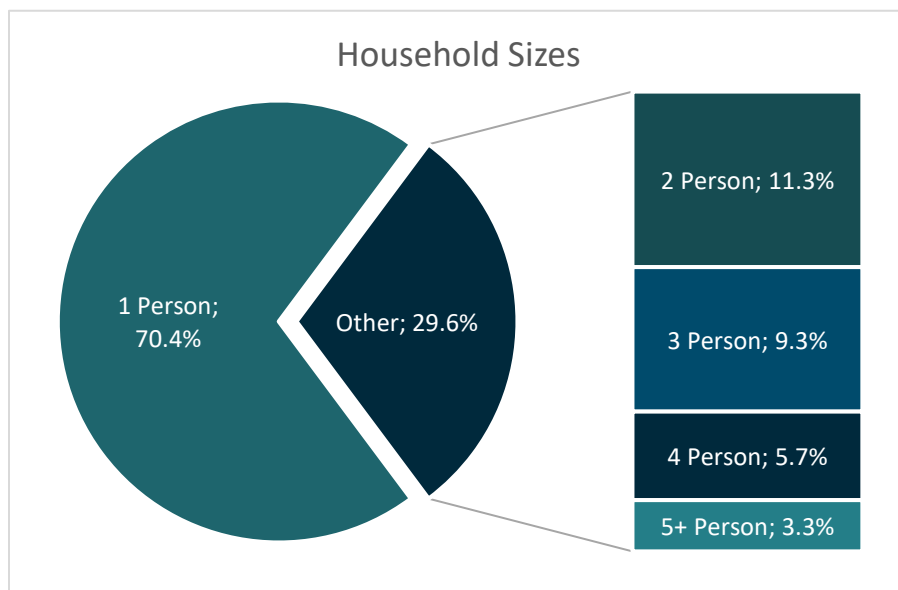
CRHMIS FY 2019 Report

10/1/2018 - 9/30/2019

NY-608 - Kingston/Ulster County CoC

Overview – All Programs

Between 10/1/2018 and 9/30/2019, providers in the Ulster CoC served 1631 people experiencing or at risk of experiencing homelessness.ⁱ Residential programs served 1602 individuals a total of 2257 times, and supportive services-only programs served 29 individuals a total of 29 times.^{ii, iii}

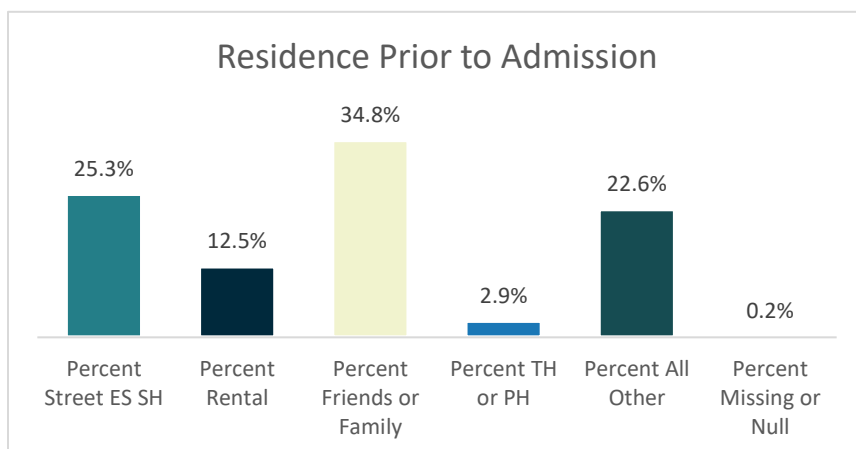


There were 994 households in the CoC, including: 623 households without children (containing 643 individuals), 274 households with both adults and children (containing 367 adults and 514 children), and 97 households of only unaccompanied minors (under 18 years of age), containing 101 minors.^{iv}

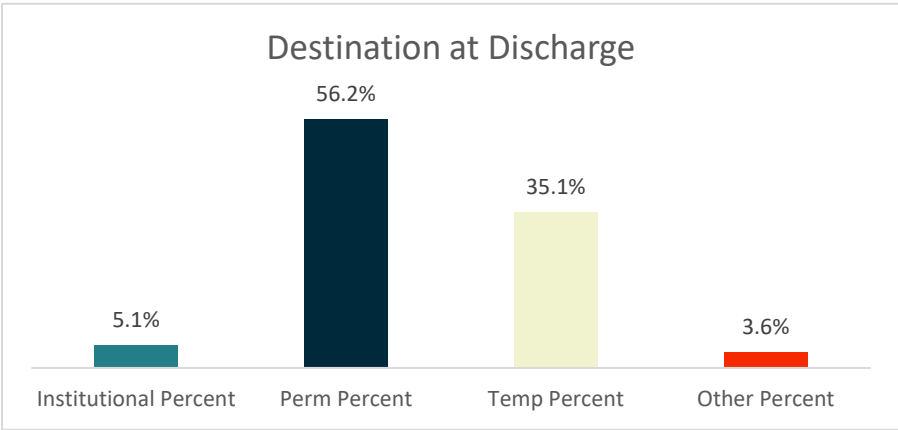
By gender, providers in the CoC served 797 (48.9%) women, 823 (50.5%) men and 5 (0.3%) trans-identified individuals.

The racial breakdown of those served included: 1052 (64.5%) White, 443 (27.2%) Black or African-American, 2 (0.1%) Asian, 6 (0.4%) Native Hawaiian or Other Pacific Islander, 10 (0.6%) American Indian or Alaskan Native, and 104 (6.4%) Multiple Races.^v Regardless of race, 251 (15.4%) individuals identified as Hispanic/Latino in ethnicity.^{vi}

Of 1085 adults or heads of household, 275 (25.3%) indicated a prior residence of Emergency Shelter, the streets, or Safe Haven. Of these clients, 120 (43.6%) reported one previous episode of homelessness within the last three years. 53 (19.3%), 36 (13.1%), and 66 (24.0%) reported that they had been 2, 3, or 4+ times homeless (respectively) during the same time frame. 0 () did not report on this data element.



Of the adults or heads of household who were in program a year or more and received an annual assessment (77), 28 (36.4%) saw an increase in income (cash and cash benefits) between admission and their most recent update, while 24 (31.2%) maintained a stable income of greater than zero.

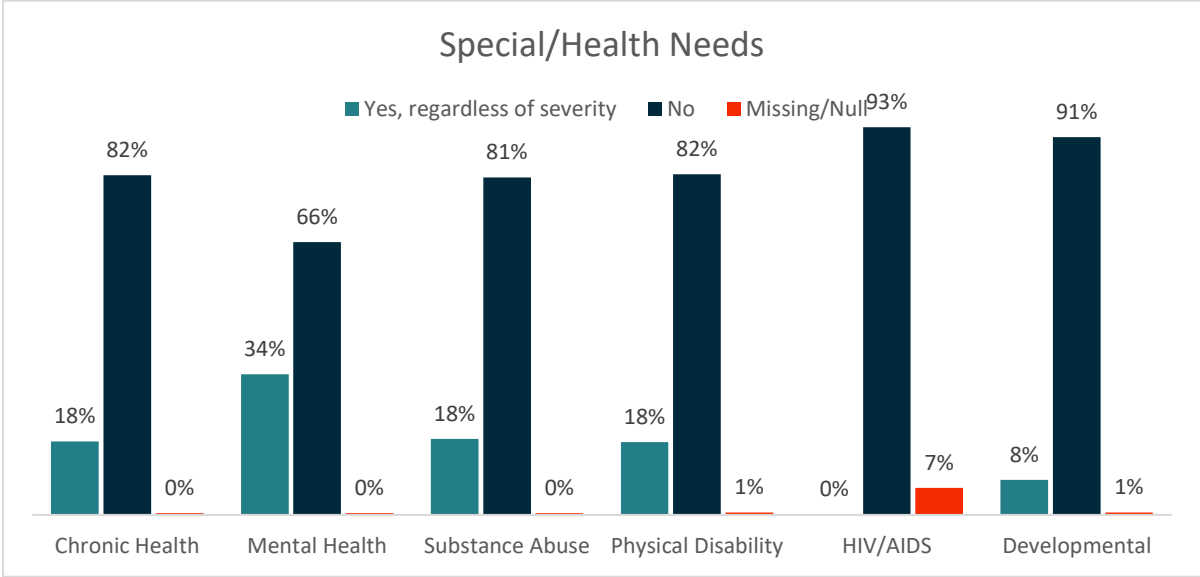


The total number of individuals discharged during the year was 1199, which included 753 adults and 446 children. 674 (56.2%) were discharged to a permanent destination. Between admission and discharge, income for 28 (3.7%) clients over 18 rose, while 232 (30.8%) clients over 18 maintained a stable income of greater than zero.

Sub-Populations – All Programs

55 (5.7%) individuals over 18 met the criteria for chronic homelessness at the time of project entry.^{vii} 1 out of every 24.1 adults receiving services this year was a veteran (4.2%). Out of the 40 veterans served, 26 (65.0%) reported a disabling condition and 1 (2.5%) met the criteria for chronic homelessness at admission. At admission, 166 clients (16.4%) of all clients were considered youth (18-24 years of age.)

Special Needs – HUD and HHS Funded Programs Only



68.9% of adults (696/1010) and 12.7% of children (78/615) in HUD or HHS funded programs self-reported at least one physical, emotional, or other health condition *regardless of whether the condition had become serious enough to be disabling*. Among those reporting multiple conditions, the most significant comorbidity was Mental Health and Substance Use (206). When taking severity of condition into account, 516 adults reported conditions that met the criteria to be considered a disability.^{viii}

Data quality and completeness play a major role in ensuring that these data accurately reflect the work being done within the CoC. Reports regarding the health of these data may be found at www.caresny.org/.

Projects Included in Report for NY-608 - Kingston/Ulster County CoC

Emergency Shelter

FOW Darmstadt
FOW Family House
FOW Family Inn
Ulster DSS Voucher Beds

PH - Permanent Supportive Housing

Albany VASH - Albany VISN
FOW ACMS SHP 1 Families
FOW ACMS SHP 2 Families
FOW Adult CMS - Families
FOW Adult CMS - SRO
GCI Ulster Family Supported
PEOPLE Home Again Project
RUPCO Hasbrouck Apts.
RUPCO Newburgh Land Bank (ESSHI Grant)
Ulster OASAS Shelter Plus Care

PH - Rapid Re-Housing

FOW Rapid Rehousing
RUPCO ESG Program
SSVF Eastern New York - Rapid Rehousing

Transitional Housing

FOW Midway I

ⁱ Data breakdowns may total less than this number due to differences in data collection requirements across funders, as well as data completeness. Information on reporting methodology and on data completeness may be found at www.caresny.org/.

ⁱⁱ For this report, all Permanent Housing (Housing Only, Housing with Services, Permanent Supportive Housing, and Rapid Re-Housing) and Transitional Housing are residential; Street Outreach, Homelessness Prevention, Day Shelter, and Services Only Program enrollments are Supportive Services.

ⁱⁱⁱ "Persons Served" totals only: if an individual client is served by **BOTH** Residential and Supportive Services within the same report period, the client is counted once in **EACH** total; therefore, adding these together may equal more than the total unduplicated number of persons served. Only new enrollments for the quarter are included for Supportive Services.

^{iv} Data based on **current** age and household composition, which may differ from information reported at admission.

^v For this report, all clients self-identifying with more than one race are counted within the "Multiple Races" category.

^{vi} HUD collects Ethnicity information under the rationale: "To indicate clients who do and do not identify themselves as Hispanic or Latino."

^{vii} Using HUD's definition of chronic homelessness.

^{viii} Using HUD's definition of a disabling condition.