

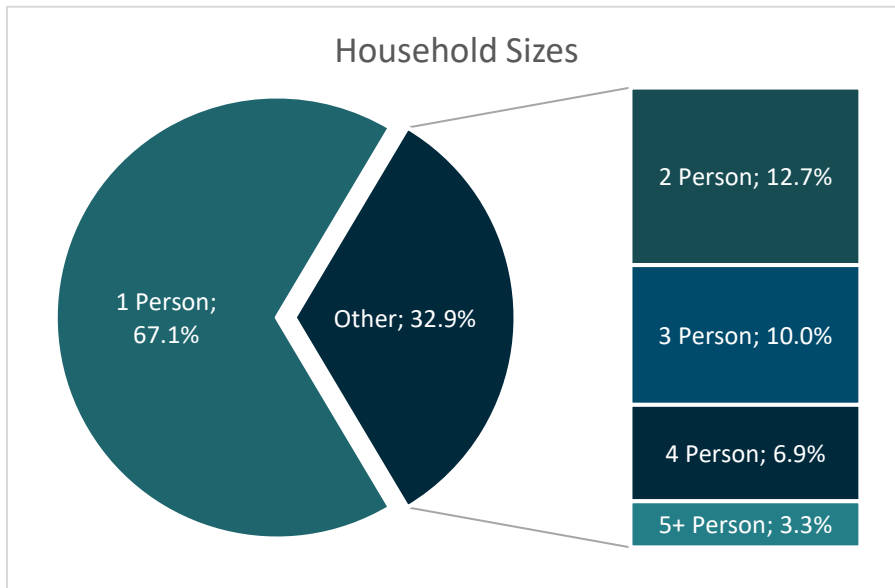
**CRHMIS Quarterly Report: 2019 Q4**

7/1/2019 - 9/30/2019

**NY-608 - Kingston/Ulster County CoC**

**Overview – All Programs**

Between 7/1/2019 and 9/30/2019, providers in the Ulster CoC served 770 people experiencing or at risk of experiencing homelessness.<sup>i</sup> Residential programs served 769 individuals a total of 908 times, and supportive services-only programs served 1 individuals a total of 1 times.<sup>ii, iii</sup>

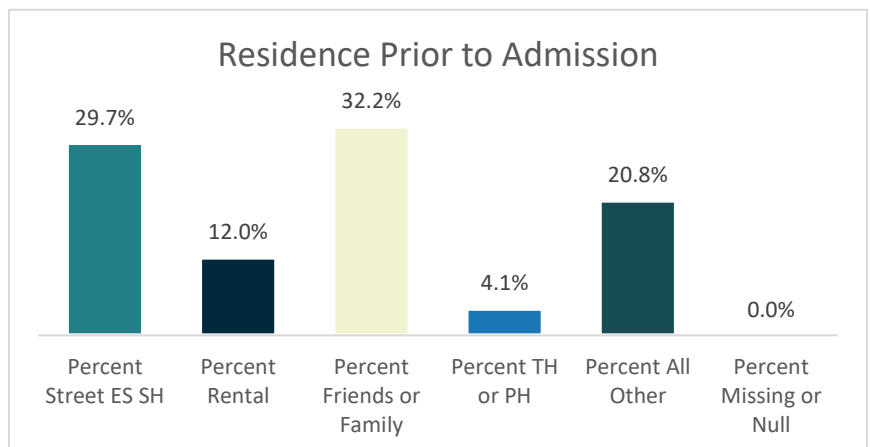


There were 450 households in the CoC, including: 273 households without children (containing 280 individuals), 141 households with both adults and children (containing 187 adults and 265 children), and 36 households of only unaccompanied minors (under 18 years of age), containing 37 minors.<sup>iv</sup>

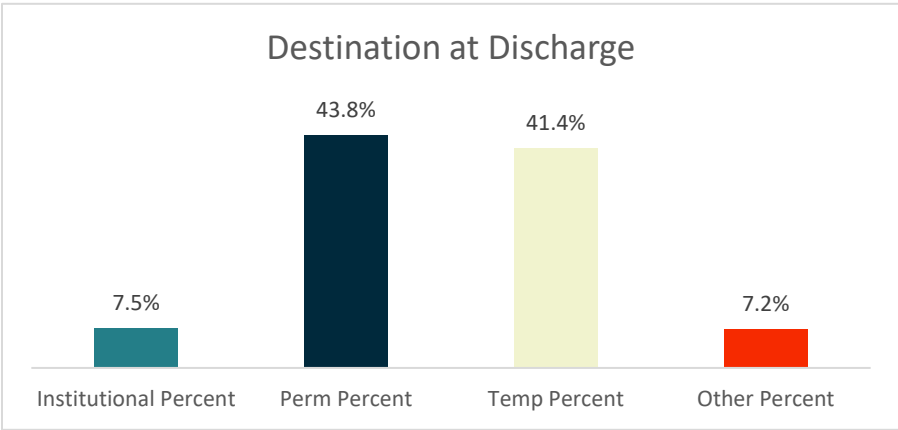
By gender, providers in the CoC served 388 (50.4%) women, 378 (49.1%) men and 3 (0.4%) trans-identified individuals.

The racial breakdown of those served included: 517 (67.1%) White, 195 (25.3%) Black or African-American, 1 (0.1%) Asian, 4 (0.5%) Native Hawaiian or Other Pacific Islander, 5 (0.6%) American Indian or Alaskan Native, and 43 (5.6%) Multiple Races.<sup>v</sup> Regardless of race, 103 (13.4%) individuals identified as Hispanic/Latino in ethnicity.<sup>vi</sup>

Of 491 adults or heads of household, 146 (29.7%) indicated a prior residence of Emergency Shelter, the streets, or Safe Haven. Of these clients, 57 (39.0%) reported one previous episode of homelessness within the last three years. 26 (17.8%), 19 (13.0%), and 44 (30.1%) reported that they had been 2, 3, or 4+ times homeless (respectively) during the same time frame.



Of the adults or heads of household who were in program a year or more and received an annual assessment (51), 22 (43.1%) saw an increase in income (cash and cash benefits) between admission and their most recent update, while 17 (33.3%) maintained a stable income of greater than zero.

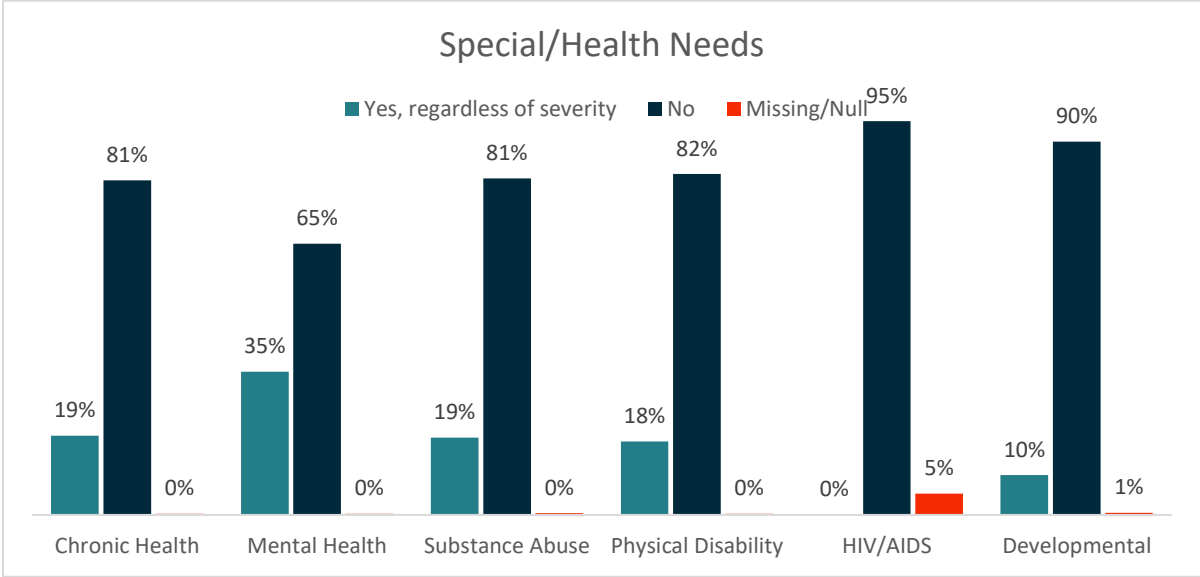


The total number of individuals discharged during the year was 333, which included 205 adults and 128 children. 146 (43.8%) were discharged to a permanent destination. Between admission and discharge, income for 4 (2.0%) clients over 18 rose, while 70 (34.1%) clients over 18 maintained a stable income of greater than zero.

**Sub-Populations – All Programs**

33 (7.4%) individuals over 18 met the criteria for chronic homelessness at the time of project entry.<sup>vii</sup> 1 out of every 19.4 adults receiving services this year was a veteran (5.1%). Out of the 23 veterans served, 16 (69.6%) reported a disabling condition and 1 (4.3%) met the criteria for chronic homelessness at admission. At admission, 78 clients (16.7%) of all clients were considered youth (18-24 years of age.)

**Special Needs – HUD and HHS Funded Programs Only**



72.2% of adults (337/467) and 9.3% of children (28/302) in HUD or HHS funded programs self-reported at least one physical, emotional, or other health condition *regardless of whether the condition had become serious enough to be disabling*. Among those reporting multiple conditions, the most significant comorbidity was Mental Health and Substance Use (105). When taking severity of condition into account, 243 adults reported conditions that met the criteria to be considered a disability.<sup>viii</sup>

Data quality and completeness play a major role in ensuring that these data accurately reflect the work being done within the CoC. Reports regarding the health of these data may be found at [www.caresny.org/](http://www.caresny.org/).

## Projects Included in Report for NY-608 - Kingston/Ulster County CoC

### **Emergency Shelter**

FOW Darmstadt  
FOW Family House  
FOW Family Inn  
Ulster DSS Voucher Beds

### **PH - Permanent Supportive Housing**

Albany VASH - Albany VISN  
FOW ACMS SHP 1 Families  
FOW ACMS SHP 2 Families  
FOW Adult CMS - Families  
FOW Adult CMS - SRO  
GCI Ulster Family Supported  
PEOPLE Home Again Project  
RUPCO Hasbrouck Apts.  
RUPCO Newburgh Land Bank (ESSHI Grant)  
Ulster OASAS Shelter Plus Care

### **PH - Rapid Re-Housing**

FOW Rapid Rehousing  
RUPCO ESG Program  
SSVF Eastern New York - Rapid Rehousing

### **Transitional Housing**

FOW Midway I

---

<sup>i</sup> Data breakdowns may total less than this number due to differences in data collection requirements across funders, as well as data completeness. Information on reporting methodology and on data completeness may be found at [www.caresny.org/](http://www.caresny.org/).

<sup>ii</sup> For this report, all Permanent Housing (Housing Only, Housing with Services, Permanent Supportive Housing, and Rapid Re-Housing) and Transitional Housing are residential; Street Outreach, Homelessness Prevention, Day Shelter, and Services Only Program enrollments are Supportive Services.

<sup>iii</sup> "Persons Served" totals only: if an individual client is served by **BOTH** Residential and Supportive Services within the same report period, the client is counted once in **EACH** total; therefore, adding these together may equal more than the total unduplicated number of persons served. Only new enrollments for the quarter are included for Supportive Services.

<sup>iv</sup> Data based on **current** age and household composition, which may differ from information reported at admission.

<sup>v</sup> For this report, all clients self-identifying with more than one race are counted within the "Multiple Races" category.

<sup>vi</sup> HUD collects Ethnicity information under the rationale: "To indicate clients who do and do not identify themselves as Hispanic or Latino."

<sup>vii</sup> Using HUD's definition of chronic homelessness.

<sup>viii</sup> Using HUD's definition of a disabling condition.