

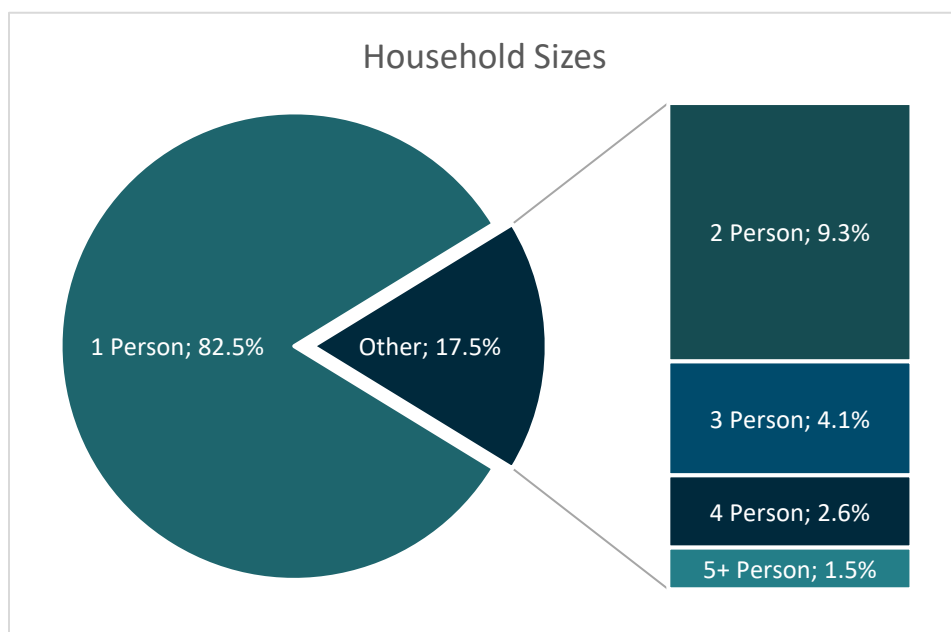
CRHMIS Quarterly Report: 2019 Q4

7/1/2019 - 9/30/2019

**NY-601 - Poughkeepsie/Dutchess County CoC**

**Overview – All Programs**

Between 7/1/2019 and 9/30/2019, providers in the Dutchess CoC served 1489 people experiencing or at risk of experiencing homelessness.<sup>i</sup> Residential programs served 1259 individuals a total of 2541 times, and supportive services-only programs served 230 individuals a total of 249 times.<sup>ii, iii</sup>

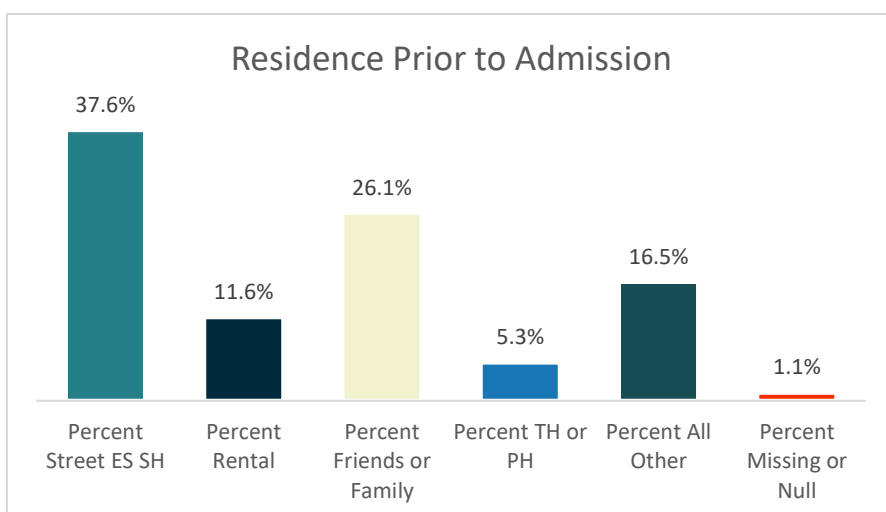


There were 1037 households in the CoC, including: 846 households without children (containing 866 individuals), 155 households with both adults and children (containing 187 adults and 270 children), and 36 households of only unaccompanied minors (under 18 years of age), containing 46 minors.<sup>iv</sup>

By gender, providers in the CoC served 625 (42.0%) women, 743 (49.9%) men, 1 (0.1%) trans-identified individuals.

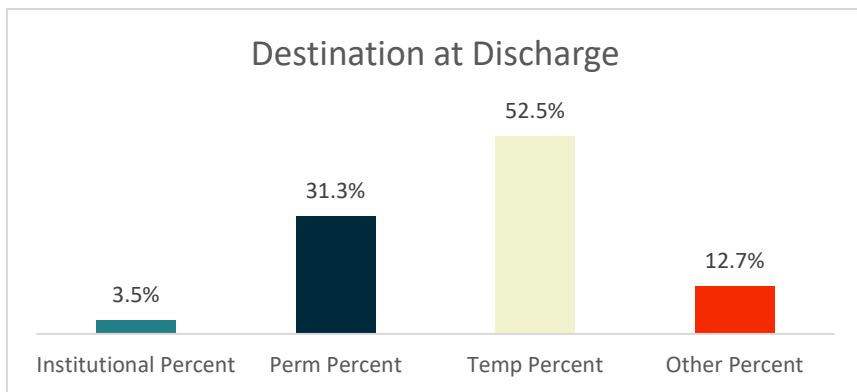
The racial breakdown of those served included: 639 (42.9%) White, 631 (42.4%) Black or African-American, 1 (0.1%) Asian, 11 (0.7%) Native Hawaiian or Other Pacific Islander, 14 (0.9%) American Indian or Alaskan Native, and 60 (4.0%) Multiple Races.<sup>v</sup> Regardless of race, 217 (14.6%) individuals identified as Hispanic/Latino in ethnicity.<sup>vi</sup>

Of 1069 adults or heads of household, 402 (37.6%) indicated a prior residence of Emergency Shelter, the streets, or Safe Haven. Of these clients, 233 (58.0%) reported one previous episode of homelessness within the last three years. 53 (13.2%), 44 (10.9%), and 69 (17.2%) reported that they had been 2, 3, or 4+ times homeless (respectively) during the same time frame. 3 (0.7%) did not report on this data element.



Of the adults or heads of household who were in program a year or more and received an annual assessment (195), 60 (30.8%) saw an increase in income

(cash and cash benefits) between admission and their most recent update, while 104 (53.3%) maintained a stable income of greater than zero.

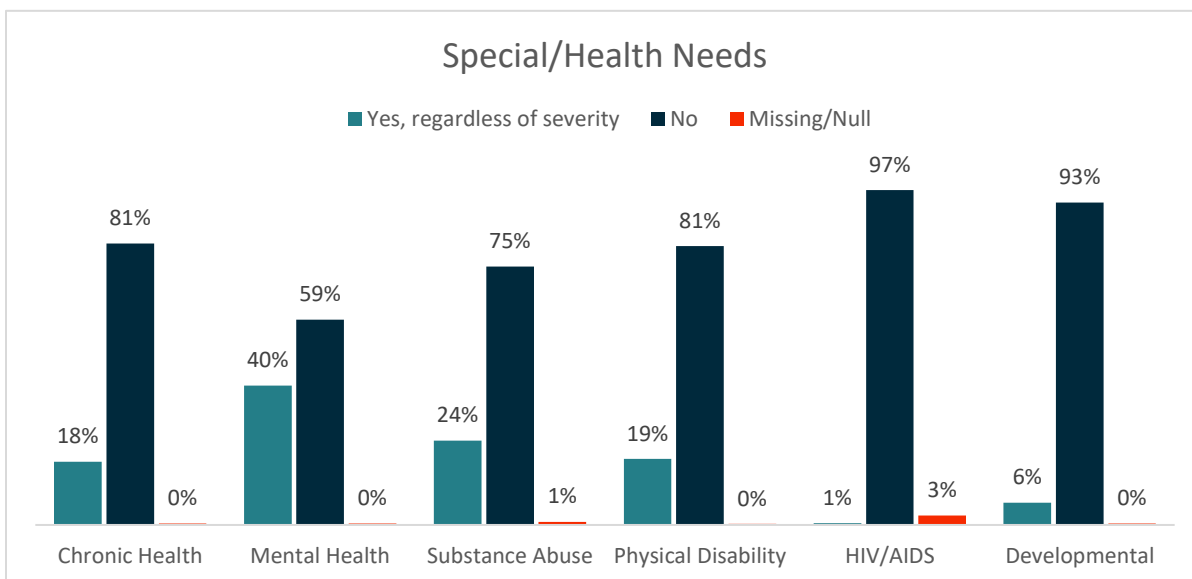


The total number of individuals discharged during the year was 457, which included 345 adults and 112 children. 143 (31.3%) were discharged to a permanent destination. Between admission and discharge, income for 6 (1.7%) clients over 18 rose, while 98 (28.4%) clients over 18 maintained a stable income of greater than zero.

### Sub-Populations – All Programs

57 (5.5%) individuals over 18 met the criteria for chronic homelessness at the time of project entry.<sup>vii</sup> 1 out of every 15.0 adults receiving services this year was a veteran (6.7%). Out of the 69 veterans served, 30 (43.5%) reported a disabling condition and 3 (4.3%) met the criteria for chronic homelessness at admission. At admission, 121 clients (11.5%) of all clients were considered youth (18-24 years of age.)

### Special Needs – HUD and HHS Funded Programs Only



62.8% of adults (396/631) and 21.6% of children (25/116) in HUD or HHS funded programs self-reported at least one physical, emotional, or other health condition *regardless of whether the condition had become serious enough to be disabling*. Among those reporting multiple conditions, the most significant comorbidity was Mental Health and Substance Use (129). When taking severity of condition into account, 268 adults reported conditions that met the criteria to be considered a disability.<sup>viii</sup>

*Data quality and completeness play a major role in ensuring that these data accurately reflect the work being done within the CoC. Reports regarding the health of these data may be found at [www.caresny.org/](http://www.caresny.org/).*

## **Projects Included in Report for NY-601 - Poughkeepsie/Dutchess County CoC**

### **Emergency Shelter**

Dutchess DCFS Emergency Housing  
HRH AHEP  
HRH Gannett House  
HRH River Haven Shelter  
HRH Webster House  
MHV - DC Vanderbilt  
MHV- DC Rose St. Emergency  
MHV-North Hamilton East  
PATHWAYS Community Support Services Inc.  
HRH River Haven RHY Prevention

### **Homelessness Prevention**

Legal Services of the Hudson Valley STEHP

### **PH - Housing Only**

MARC Montgomery St.

### **PH - Permanent Supportive Housing**

Dutchess MICA Shelter Plus Care  
GCI Dutchess MICA Supported  
GCI Dutchess VA SH  
HRH 12 South Hamilton Street  
HRH 60 Catharine Street  
HRH 81 Garden St.  
HRH Coach  
HRH EATS Housing First  
HRH Home Base I  
HRH Liberty Station  
HRH Maximize  
HRH Moving On  
HRH Noxon Street  
HRH RCE Special Use Beds  
HRH Shelter Plus Care  
MARC MRT OASAS  
MARC S plus C 7 Bed  
PEOPLE's Dut. Home Project  
HRH 472 Maple Street

### **PH - Rapid Re-Housing**

HRH STEHP - Rapid Rehousing

### **Services Only Program**

HRH Follow Through  
HRH River Haven ILP  
HRH United Way Follow-Through  
HRH Webster House Case Management  
MHA DC Living Room

### **Transitional Housing**

HRH Hillcrest House  
HRH LaGrange House  
HRH River Haven TLC

---

<sup>i</sup> Data breakdowns may total less than this number due to differences in data collection requirements across funders, as well as data completeness. Information on reporting methodology and on data completeness may be found at [www.caresny.org/](http://www.caresny.org/).

<sup>ii</sup> For this report, all Permanent Housing (Housing Only, Housing with Services, Permanent Supportive Housing, and Rapid Re-Housing) and Transitional Housing are residential; Street Outreach, Homelessness Prevention, Day Shelter, and Services Only Program enrollments are Supportive Services.

<sup>iii</sup> "Persons Served" totals only: if an individual client is served by **BOTH** Residential and Supportive Services within the same report period, the client is counted once in **EACH** total; therefore, adding these together may equal more than the total unduplicated number of persons served. Only new enrollments for the quarter are included for Supportive Services.

<sup>iv</sup> Data based on **current** age and household composition, which may differ from information reported at admission.

<sup>v</sup> For this report, all clients self-identifying with more than one race are counted within the "Multiple Races" category.

<sup>vi</sup> HUD collects Ethnicity information under the rationale: "To indicate clients who do and do not identify themselves as Hispanic or Latino."

<sup>vii</sup> Using HUD's definition of chronic homelessness.

<sup>viii</sup> Using HUD's definition of a disabling condition.