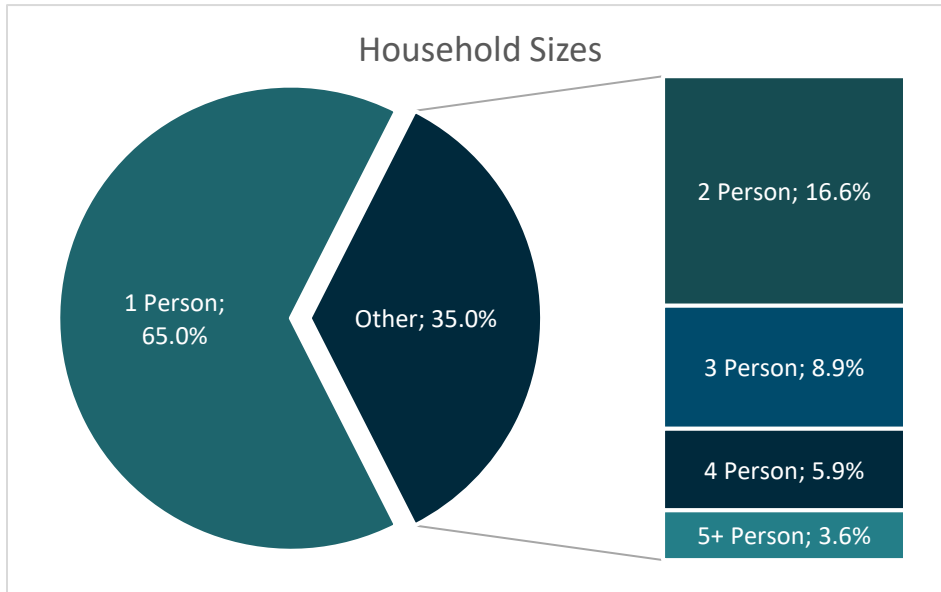


**NY-522 - Jefferson Lewis St. Lawrence Counties CoC**

**Overview – All Programs**

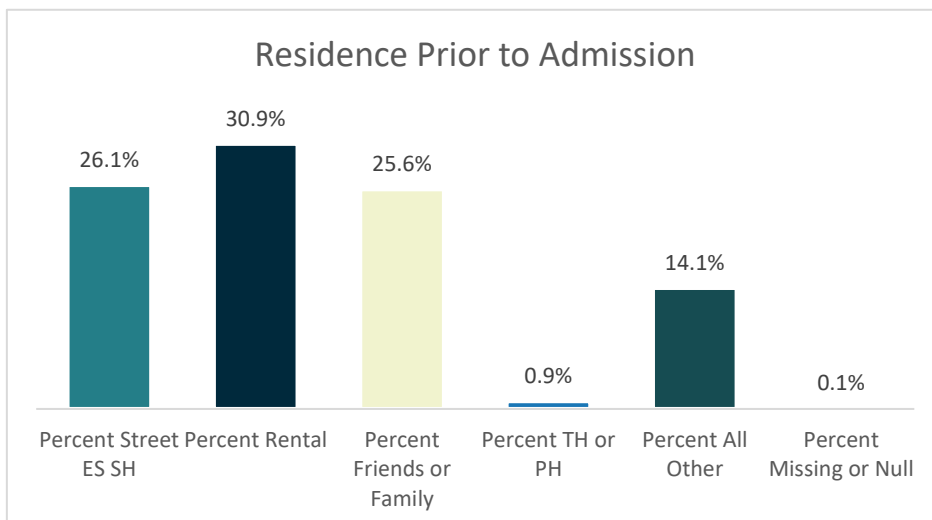
Between 10/1/2018 and 9/30/2019, providers in the Points North CoC served 2578 people experiencing or at risk of experiencing homelessness.<sup>i</sup> Residential programs served 1545 individuals a total of 1814 times, and supportive services-only programs served 1033 individuals a total of 1075 times.<sup>ii, iii</sup>



There were 1454 households in the CoC, including: 1052 households without children (containing 1182 individuals), 387 households with both adults and children (containing 520 adults and 740 children), and 15 households of only unaccompanied minors (under 18 years of age), containing 23 minors.<sup>iv</sup>

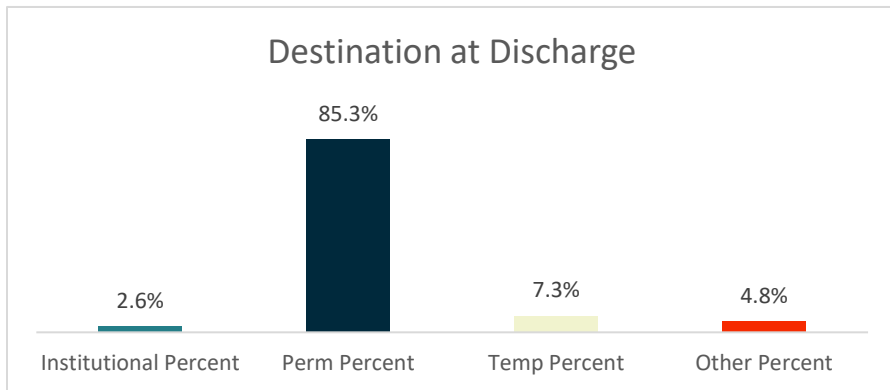
By gender, providers in the CoC served 1258 (48.8%) women, 1203 (46.7%) men and 4 (0.2%) trans-identified individuals.

The racial breakdown of those served included: 2115 (82.0%) White, 194 (7.5%) Black or African-American, 1 (0.0%) Asian, 4 (0.2%) Native Hawaiian or Other Pacific Islander, 20 (0.8%) American Indian or Alaskan Native, and 131 (5.1%) Multiple Races.<sup>v</sup> Regardless of race, 112 (4.3%) individuals identified as Hispanic/Latino in ethnicity.<sup>vi</sup>



Of 1706 adults or heads of household, 445 (26.1%) indicated a prior residence of Emergency Shelter, the streets, or Safe Haven. Of these clients, 283 (63.6%) reported one previous episode of homelessness within the last three years. 98 (22.0%), 23 (5.2%), and 41 (9.2%) reported that they had been 2, 3, or 4+ times homeless (respectively) during the same time frame.

Of the adults or heads of household who were in program a year or more and received an annual assessment (186), 66 (35.5%) saw an increase in income (cash and cash benefits) between admission and their most recent update, while 46 (24.7%) maintained a stable income of greater than zero.

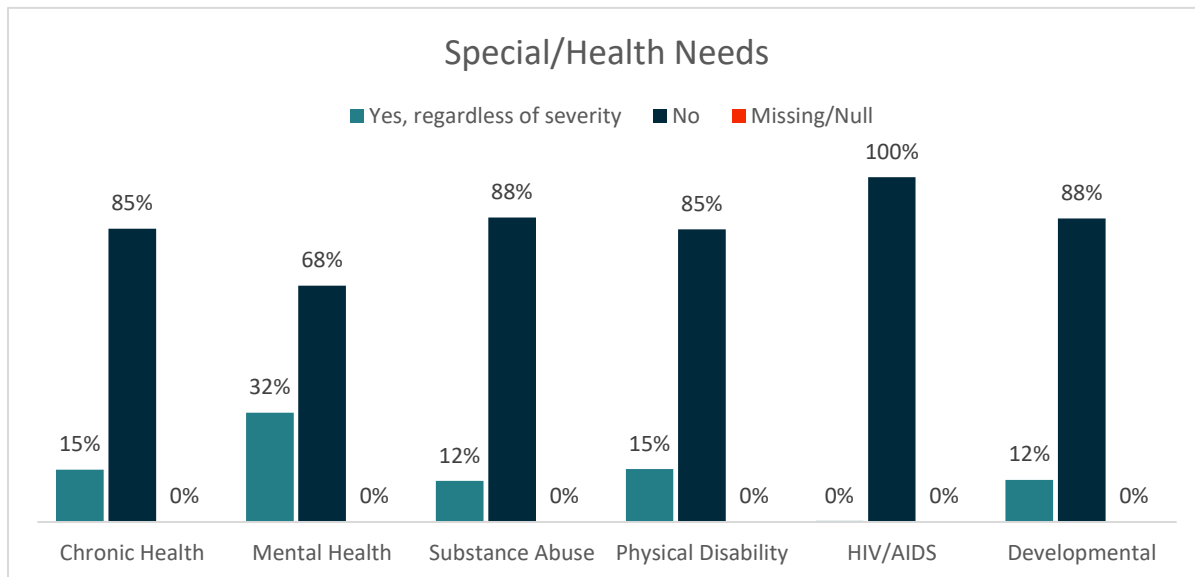


The total number of individuals discharged during the year was 1929, which included 1341 adults and 588 children. 1646 (85.3%) were discharged to a permanent destination. Between admission and discharge, income for 51 (3.8%) clients over 18 rose, while 708 (52.8%) clients over 18 maintained a stable income of greater than zero.

### Sub-Populations – All Programs

23 (1.4%) individuals over 18 met the criteria for chronic homelessness at the time of project entry.<sup>vii</sup> 1 out of every 21.1 adults receiving services this year was a veteran (4.7%). Out of the 77 veterans served, 36 (46.8%) reported a disabling condition and 3 (3.9%) met the criteria for chronic homelessness at admission. At admission, 279 clients (16.4%) of all clients were considered youth (18-24 years of age.)

### Special Needs – HUD and HHS Funded Programs Only



65.7% of adults (743/1131) and 15.6% of children (98/630) in HUD or HHS funded programs self-reported at least one physical, emotional, or other health condition *regardless of whether the condition had become serious enough to be disabling*. Among those reporting multiple conditions, the most significant comorbidity was Mental Health and Substance Use (152). When taking severity of condition into account, 525 adults reported conditions that met the criteria to be considered a disability.<sup>viii</sup>

## **Projects Included in Report for NY-522 - Jefferson Lewis St. Lawrence Counties CoC**

### **Emergency Shelter**

JCDSS - Hotel and Motel Vouchers  
Lewis County DSS Hotel/Motel Placement Program  
St. Lawrence DSS Program

### **Homelessness Prevention**

Legal Aid Rural STEHP Prevention  
MILC STEHP - Prevention  
Snowbelt STEHP Prevention  
WUM - HEARTH III - Prevention

### **PH - Permanent Supportive Housing**

JCDSS - Shelter Plus Chronic 1  
JCDSS - Transitional  
Neighbors of Watertown - Brighton Building  
Neighbors of Watertown - Burdick Building  
Neighbors of Watertown - Emerson Place  
Neighbors of Watertown - Franklin Apartments  
Neighbors of Watertown - Kieff Drive  
Neighbors of Watertown - Music Center Apartments  
TLS - CHAAP PH  
TLS - Gaslight Village  
TLS PSH - Chronic Homeless 1  
TLS PSH - Chronic Homeless 2

### **PH - Rapid Re-Housing**

MILC STEHP Rapid Re-Housing 2015  
Snowbelt CoC Rapid Rehousing  
Snowbelt STEHP Rapid Rehousing  
TLS - Rapid Rehousing  
WUM - Hearth III - Rapid Re-Housing

### **Transitional Housing**

MHJC - Peer Run Housing First Initiative  
TLS Scattered Site - Gateway Housing

---

<sup>i</sup> Data breakdowns may total less than this number due to differences in data collection requirements across funders, as well as data completeness. Information on reporting methodology and on data completeness may be found at [www.caresny.org/](http://www.caresny.org/).

<sup>ii</sup> For this report, all Permanent Housing (Housing Only, Housing with Services, Permanent Supportive Housing, and Rapid Re-Housing) and Transitional Housing are residential; Street Outreach, Homelessness Prevention, Day Shelter, and Services Only Program enrollments are Supportive Services.

<sup>iii</sup> "Persons Served" totals only: if an individual client is served by **BOTH** Residential and Supportive Services within the same report period, the client is counted once in **EACH** total; therefore, adding these together may equal more than the total unduplicated number of persons served. Only new enrollments for the quarter are included for Supportive Services.

<sup>iv</sup> Data based on **current** age and household composition, which may differ from information reported at admission.

<sup>v</sup> For this report, all clients self-identifying with more than one race are counted within the "Multiple Races" category.

<sup>vi</sup> HUD collects Ethnicity information under the rationale: "To indicate clients who do and do not identify themselves as Hispanic or Latino."

<sup>vii</sup> Using HUD's definition of chronic homelessness.

<sup>viii</sup> Using HUD's definition of a disabling condition.

