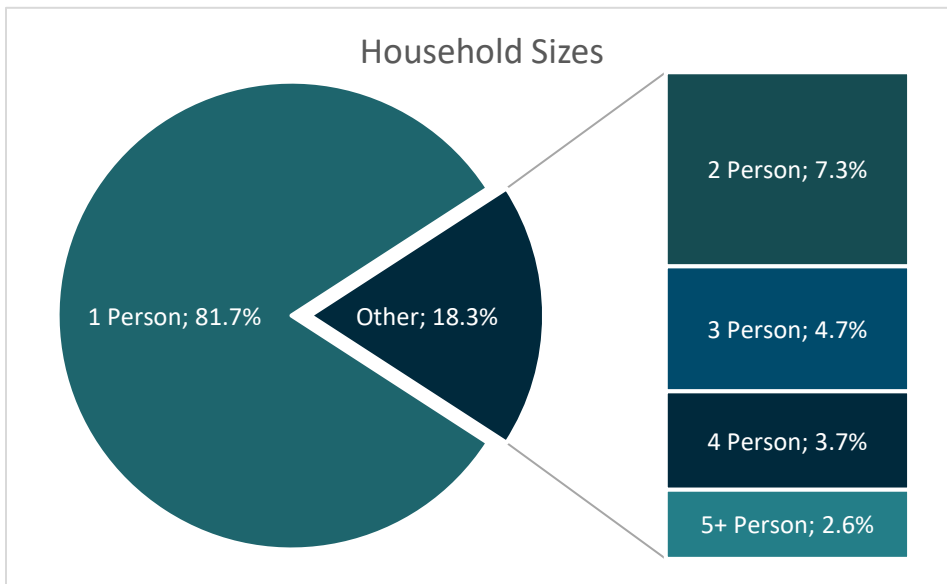


NY-507 - Schenectady City & County CoC

Overview – All Programs

Between 10/1/2018 and 9/30/2019, providers in the Schenectady CoC served 3922 people experiencing or at risk of experiencing homelessness.ⁱ Residential programs served 2654 individuals a total of 4072 times, and supportive services-only programs served 1268 individuals a total of 1402 times.^{ii, iii}



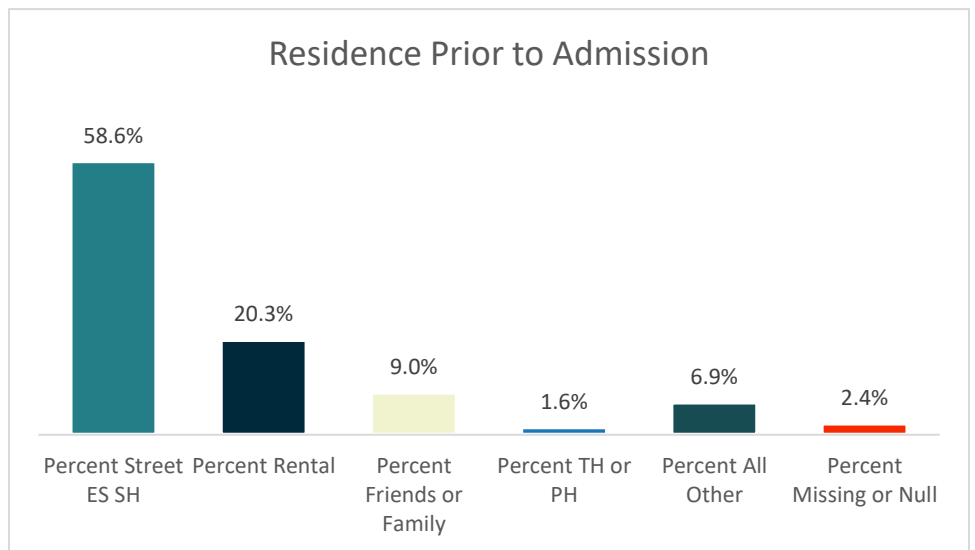
There were 2432 households in the CoC, including: 1958 households without children (containing 2015 individuals), 374 households with both adults and children (containing 503 adults and 747 children), and 100 households of only unaccompanied minors (under 18 years of age), containing 140 minors.^{iv}

By gender, providers in the CoC served 1571 (40.1%) women, 1820 (46.4%) men, 9 (0.2%) trans-identified individuals, and 2 (0.1%)

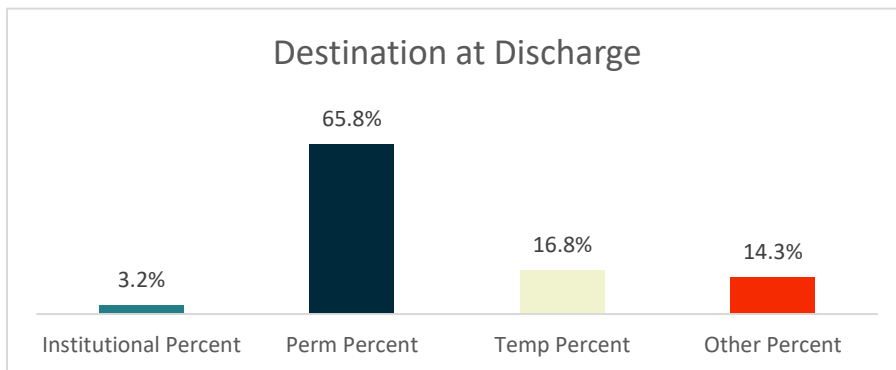
gender non-conforming individual.

The racial breakdown of those served included: 1409 (35.9%) White, 1600 (40.8%) Black or African-American, 26 (0.7%) Asian, 20 (0.5%) Native Hawaiian or Other Pacific Islander, 40 (1.0%) American Indian or Alaskan Native, and 290 (7.4%) Multiple Races.^v Regardless of race, 606 (15.5%) individuals identified as Hispanic/Latino in ethnicity.^{vi}

Of 2550 adults or heads of household, 1495 (58.6%) indicated a prior residence of Emergency Shelter, the streets, or Safe Haven. Of these clients, 759 (50.8%) reported one previous episode of homelessness within the last three years. 267 (17.9%), 118 (7.9%), and 298 (19.9%) reported that they had been 2, 3, or 4+ times homeless (respectively) during the same time frame. 53 (3.5%) did not report on this data element.



Of the adults or heads of household who were in program a year or more and received an annual assessment (362), 132 (36.5%) saw an increase in income (cash and cash benefits) between admission and their most recent update, while 74 (20.4%) maintained a stable income of greater than zero.

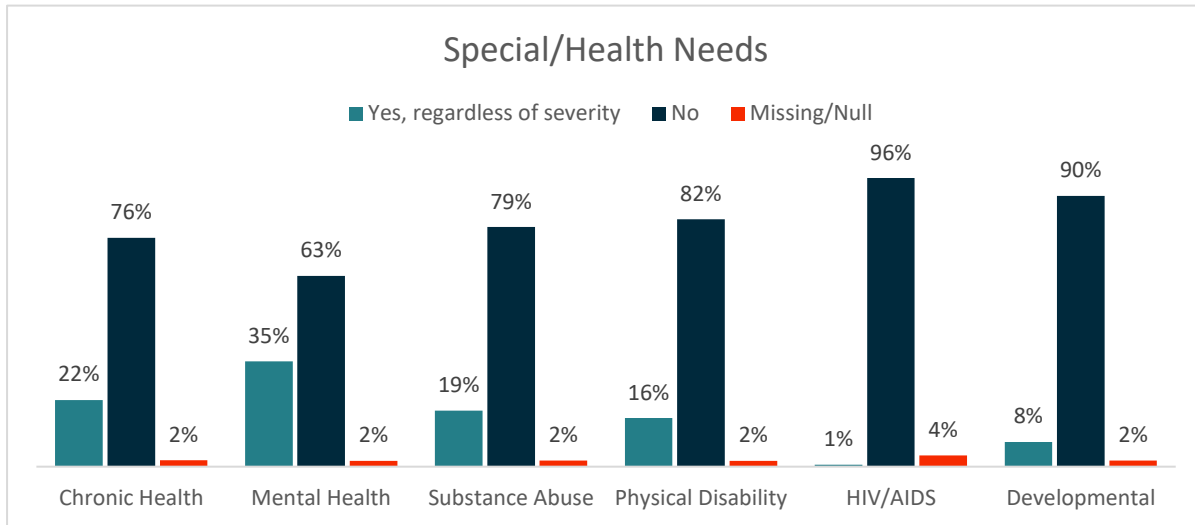


The total number of individuals discharged during the year was 2000, which included 1450 adults and 550 children. 1315 (65.8%) were discharged to a permanent destination. Between admission and discharge, income for 46 (3.2%) clients over 18 rose, while 563 (38.8%) clients over 18 maintained a stable income of greater than zero.

Sub-Populations – All Programs

164 (6.8%) individuals over 18 met the criteria for chronic homelessness at the time of project entry.^{vii} 1 out of every 16.5 adults receiving services this year was a veteran (6.1%). Out of the 147 veterans served, 80 (54.4%) reported a disabling condition and 12 (8.2%) met the criteria for chronic homelessness at admission. At admission, 317 clients (12.6%) of all clients were considered youth (18-24 years of age.)

Special Needs – HUD and HHS Funded Programs Only



66.8% of adults (901/1349) and 12.5% of children (64/512) in HUD or HHS funded programs self-reported at least one physical, emotional, or other health condition *regardless of whether the condition had become serious enough to be disabling*. Among those reporting multiple conditions, the most significant comorbidity was Mental Health and Substance Use (248). When taking severity of condition into account, 652 adults reported conditions that met the criteria to be considered a disability.^{viii}

Data quality and completeness play a major role in ensuring that these data accurately reflect the work being done within the CoC. Reports regarding the health of these data may be found at www.caresny.org/.

Projects Included in Report for NY-507 - Schenectady City & County CoC

Emergency Shelter

- Bethesda House Emergency Veterans Initiative
- Bethesda House Overnight Emergency Shelter
- City Mission of Schenectady Family Life Center
- City Mission of Schenectady Shelter
- Safe Inc of Sch'dy - SAFE House
- SCDSS - Home Connections Family
- SCDSS - Schen Co - Home Connections ES

Homelessness Prevention

- AHC - SSVF Homeless Prevention
- Bethesda House of Schenectady HOME Prevention
- SCAP STEHP LEGAL AID Prevention
- SCAP STEHP Prevention
- SCAP-ESG-Court Advocacy
- SCAP-ESG-Court Advocacy Prevention LASH
- VCHC SSVF Prevention
- SSVF Eastern New York - Prevention

PH - Permanent Supportive Housing

- Albany VASH - Albany VISN

Bethesda House - Beacon Residential Program
Bethesda House Liberty House
Bethesda House Lighthouse
Bethesda House Pathways To The Future
Mohawk Opportunities Continuum of Care Program - 14 Unit
Mohawk Opportunities Permanent Supported Housing Program
New Choices Recovery Center - Shelter Plus Care
SCAP - Housing For Health
SCAP PHP 27
SCAP Shelter Plus Care Program
Schenectady YMCA - SRO
YMCA - Development at Broadway Mod Rehab SRO
YMCA of Schenectady Shelter Plus Care -DUP09A 10 unit
YMCA of Schenectady Shelter Plus Care -DUP09B 20 unit
YWCA Schenectady - Main Building
YWCA Schenectady Rosa's House Expansion

PH - Rapid Re-Housing

AHC - SSVF Rapid Rehousing
Bethesda House of Schenectady HOME Rapid Re-housing
BH STEHP Rapid Re-Housing
SCAP - CoC Rapid Re-Housing
SCAP STEHP Rapid Rehousing
SSVF Eastern New York - Rapid Rehousing
VCHC SSVF Program Rapid Rehousing

Services Only Program

LASH Schenectady
Safe Inc of Sch'dy - Project Safe/Life Skills Program
SCAP ESSHI at Hillside View
SCAP Supportive Housing Solutions
SCDSS - Schen Co - Home Connections CM

Transitional Housing

City Mission of Schenectady Transitional Housing
SCAP Sojourn House

Day Shelter

Bethesda House Day Program Drop-in Center
BH STEHP Emergency Services Program

ⁱ Data breakdowns may total less than this number due to differences in data collection requirements across funders, as well as data completeness. Information on reporting methodology and on data completeness may be found at www.caresny.org/.

ⁱⁱ For this report, all Permanent Housing (Housing Only, Housing with Services, Permanent Supportive Housing, and Rapid Re-Housing) and Transitional Housing are residential; Street Outreach, Homelessness Prevention, Day Shelter, and Services Only Program enrollments are Supportive Services.

ⁱⁱⁱ "Persons Served" totals only: if an individual client is served by **BOTH** Residential and Supportive Services within the same report period, the client is counted once in **EACH** total; therefore, adding these together may equal more than the total unduplicated number of persons served. Only new enrollments for the quarter are included for Supportive Services.

^{iv} Data based on **current** age and household composition, which may differ from information reported at admission.

^v For this report, all clients self-identifying with more than one race are counted within the "Multiple Races" category.

^{vi} HUD collects Ethnicity information under the rationale: "To indicate clients who do and do not identify themselves as Hispanic or Latino."

^{vii} Using HUD's definition of chronic homelessness.

^{viii} Using HUD's definition of a disabling condition.