

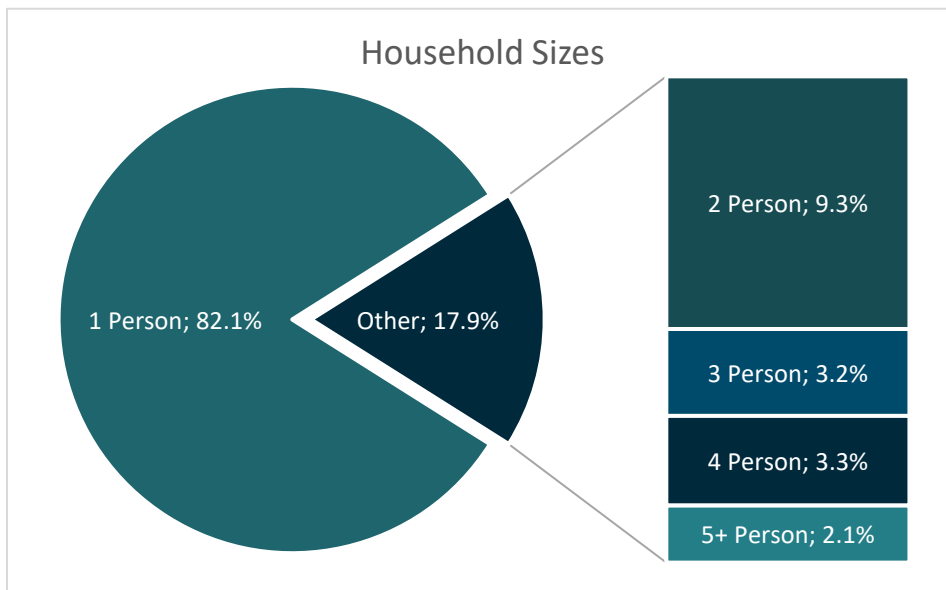
CRHMIS Quarterly Report: 2019 Q3

4/1/2019 - 6/30/2019

NY-602 – Newburgh, Middletown/Orange County CoC

Overview – All Programs

Between 4/1/2019 and 6/30/2019, providers in the Orange CoC served 954 people experiencing or at risk of experiencing homelessness.ⁱ Residential programs served 816 individuals a total of 910 times, and supportive services-only programs served 138 individuals a total of 138 times.^{ii, iii}

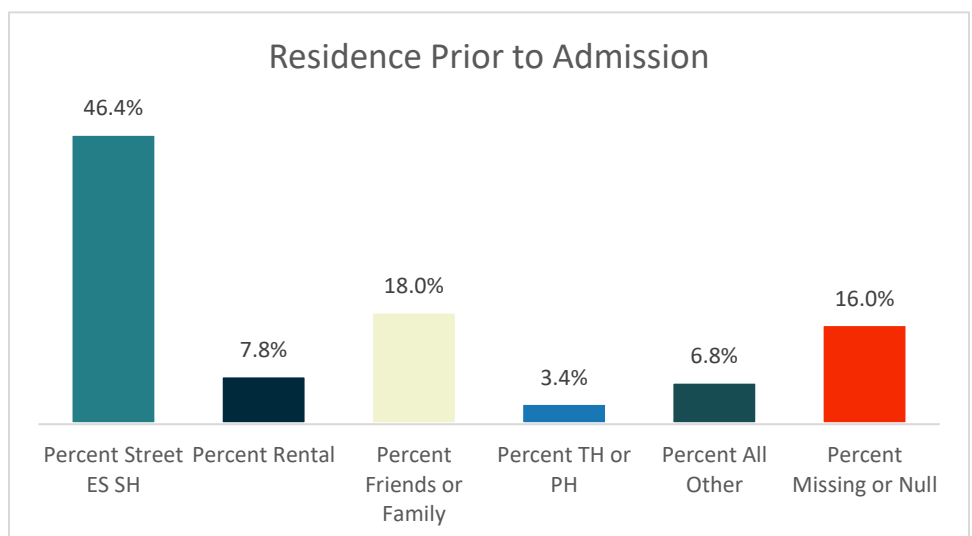


There were 698 households in the CoC, including: 542 households without children (containing 557 individuals), 109 households with both adults and children (containing 133 adults and 212 children), and 47 households of only unaccompanied minors (under 18 years of age), containing 51 minors.^{iv}

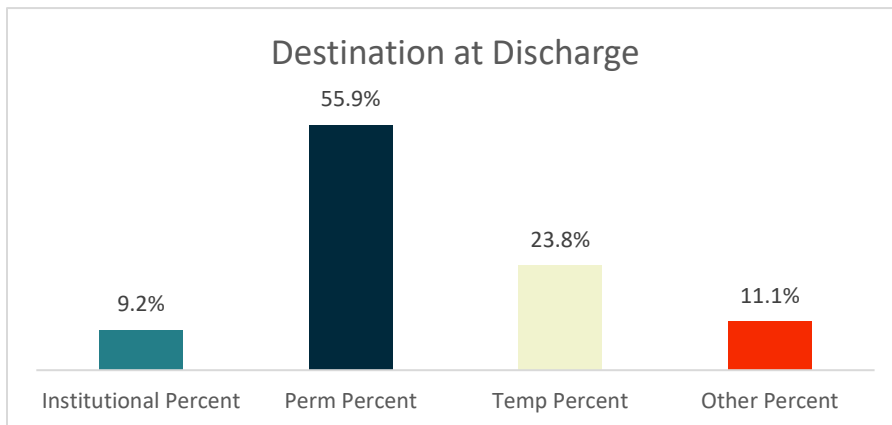
By gender, providers in the CoC served 471 (49.4%) women, 478 (50.1%) men, 2 (0.2%) trans-identified individuals, and 0 gender non-conforming individuals.

The racial breakdown of those served included: 440 (46.1%) White, 419 (43.9%) Black or African-American, 0 Asian, 6 (0.6%) Native Hawaiian or Other Pacific Islander, 7 (0.7%) American Indian or Alaskan Native, and 64 (6.7%) Multiple Races.^v Regardless of race, 207 (21.7%) individuals identified as Hispanic/Latino in ethnicity.^{vi}

Of 733 adults or heads of household, 340 (46.4%) indicated a prior residence of Emergency Shelter, the streets, or Safe Haven. Of these clients, 194 (57.1%) reported one previous episode of homelessness within the last three years. 76 (22.4%), 28 (8.2%), and 37 (10.9%) reported that they had been 2, 3, or 4+ times homeless (respectively) during the same time frame. 5 (1.5%) did not report on this data element.



Of the adults or heads of household who were in program a year or more and received an annual assessment (124), 58 (46.8%) saw an increase in income (cash and cash benefits) between admission and their most recent update, while 32 (25.8%) maintained a stable income of greater than zero.

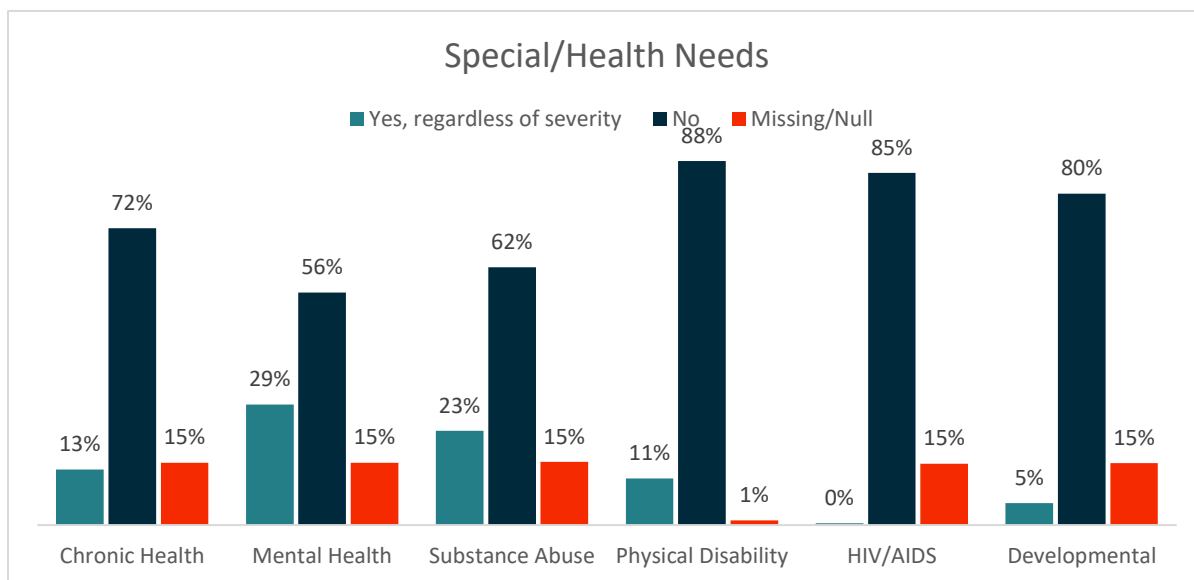


The total number of individuals discharged during the year was 315, which included 202 adults and 113 children. 176 (55.9%) were discharged to a permanent destination. Between admission and discharge, income for 4 (2.0%) clients over 18 rose, while 35 (17.3%) clients over 18 maintained a stable income of greater than zero.

Sub-Populations – All Programs

46 (6.9%) individuals over 18 met the criteria for chronic homelessness at the time of project entry.^{vii} 1 out of every 15.2 adults receiving services this year was a veteran (6.6%). Out of the 44 veterans served, 34 (77.3%) reported a disabling condition and 7 (15.9%) met the criteria for chronic homelessness at admission. At admission, 70 clients (10.1%) of all clients were considered youth (18-24 years of age.)

Special Needs – HUD and HHS Funded Programs Only



53.8% of adults (301/559) and 23.3% of children (40/172) in HUD or HHS funded programs self-reported at least one physical, emotional, or other health condition *regardless of whether the condition had become serious enough to be disabling*. Among those reporting multiple conditions, the most significant comorbidity was Mental Health and Substance Use (85). When taking severity of condition into account, 234 adults reported conditions that met the criteria to be considered a disability.^{viii}

Data quality and completeness play a major role in ensuring that these data accurately reflect the work being done within the CoC. Reports regarding the health of these data may be found at www.caresny.org/.

Projects Included in Report for NY-602 - Newburgh/Middletown/Orange County CoC

Emergency Shelter

HONOR Family Shelter
HONOR Men's Shelter
HONOR STEHP A Friends House
HONOR Women's Shelter
MHV - OC CHI 9W
MHV- CHI Port Jervis
MHV-OC 44 Grand
Newburgh Ministry Winterhaven
OC Housing Resource - Misc Motel Rm

Homelessness Prevention

Legal Services of the Hudson Valley STEHP

PH - Permanent Supportive Housing

HONOR ehg (PSH) Bonus (Housing First 2)
HONOR Permanent Housing Bonus (Housing First 1)
HONOR Stephen Saunders Residence
Invisible Children's Project HUD
RECAP CoC
RECAP CoC Vets
Safe Harbors Cornerstone Residence
SC Enhanced Supported
SC Individuals

PH - Rapid Re-Housing

Project Life Rapid ReHousing
HONOR ESG Rapid Rehousing

Street Outreach

HONOR STEHP Youth Outreach

Transitional Housing

HONOR Ecclesia House
Project Life Transitional - Family

ⁱ Data breakdowns may total less than this number due to differences in data collection requirements across funders, as well as data completeness. Information on reporting methodology and on data completeness may be found at www.caresny.org/.

ⁱⁱ For this report, all Permanent Housing (Housing Only, Housing with Services, Permanent Supportive Housing, and Rapid Re-Housing) and Transitional Housing are residential; Street Outreach, Homelessness Prevention, Day Shelter, and Services Only Program enrollments are Supportive Services.

ⁱⁱⁱ "Persons Served" totals only: if an individual client is served by **BOTH** Residential and Supportive Services within the same report period, the client is counted once in **EACH** total; therefore, adding these together may equal more than the total unduplicated number of persons served. Only new enrollments for the quarter are included for Supportive Services.

^{iv} Data based on **current** age and household composition, which may differ from information reported at admission.

^v For this report, all clients self-identifying with more than one race are counted within the "Multiple Races" category.

^{vi} HUD collects Ethnicity information under the rationale: "To indicate clients who do and do not identify themselves as Hispanic or Latino."

^{vii} Using HUD's definition of chronic homelessness.

^{viii} Using HUD's definition of a disabling condition.