

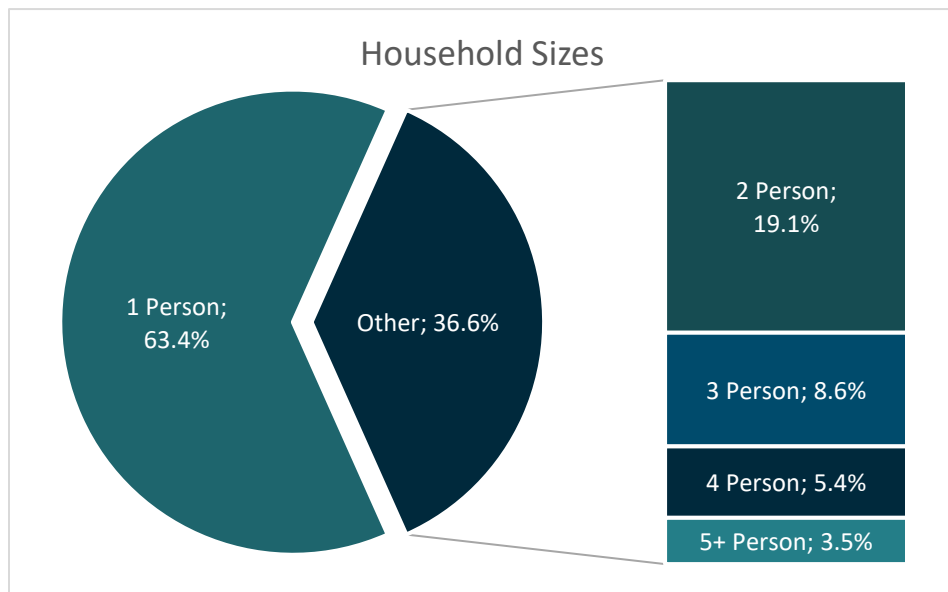
CRHMIS Quarterly Report: 2019 Q3

4/1/2019 - 6/30/2019

NY-522 - Jefferson Lewis St. Lawrence Counties CoC

Overview – All Programs

Between 4/1/2019 and 6/30/2019, providers in the Points North CoC served 1122 people experiencing or at risk of experiencing homelessness.ⁱ Residential programs served 795 individuals a total of 831 times, and supportive services-only programs served 327 individuals a total of 327 times.^{ii, iii}

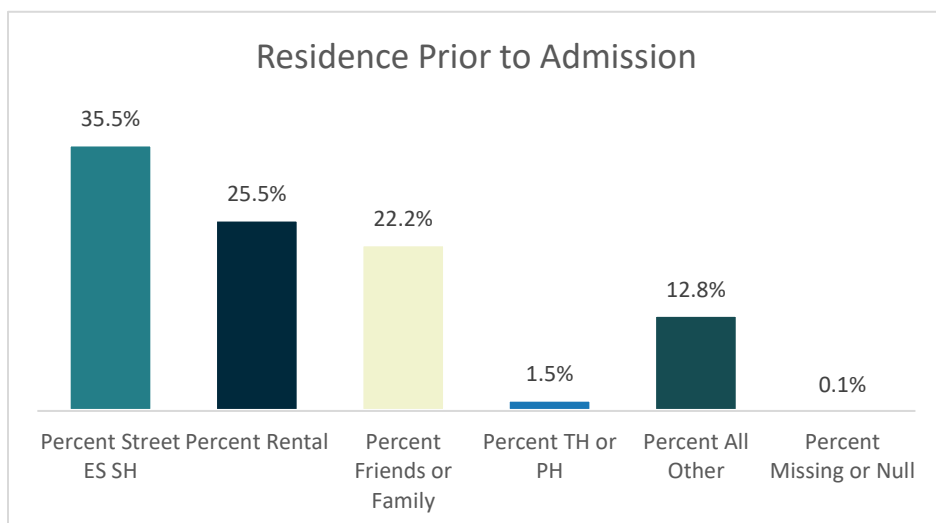


There were 648 households in the CoC, including: 462 households without children (containing 522 individuals), 183 households with both adults and children (containing 235 adults and 343 children), and 3 households of only unaccompanied minors (under 18 years of age), containing 6 minors.^{iv}

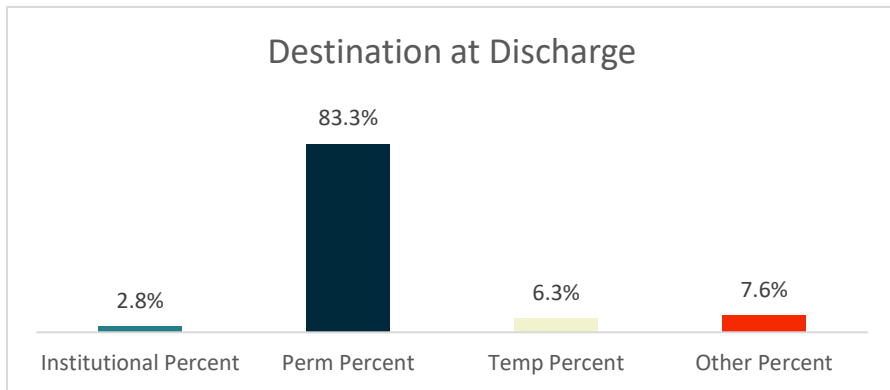
By gender, providers in the CoC served 576 (51.3%) women, 529 (47.1%) men, 1 (0.1%) trans-identified individuals, and 0 gender non-conforming individuals.

The racial breakdown of those served included: 916 (81.6%) White, 104 (9.3%) Black or African-American, 0 Asian, 3 (0.3%) Native Hawaiian or Other Pacific Islander, 8 (0.7%) American Indian or Alaskan Native, and 75 (6.7%) Multiple Races.^v Regardless of race, 65 (5.8%) individuals identified as Hispanic/Latino in ethnicity.^{vi}

Of 757 adults or heads of household, 269 (35.5%) indicated a prior residence of Emergency Shelter, the streets, or Safe Haven. Of these clients, 166 (61.7%) reported one previous episode of homelessness within the last three years. 58 (21.6%), 17 (6.3%), and 28 (10.4%) reported that they had been 2, 3, or 4+ times homeless (respectively) during the same time frame. 0 did not report on this data element.



Of the adults or heads of household who were in program a year or more and received an annual assessment (150), 48 (32.0%) saw an increase in income (cash and cash benefits) between admission and their most recent update, while 44 (29.3%) maintained a stable income of greater than zero.

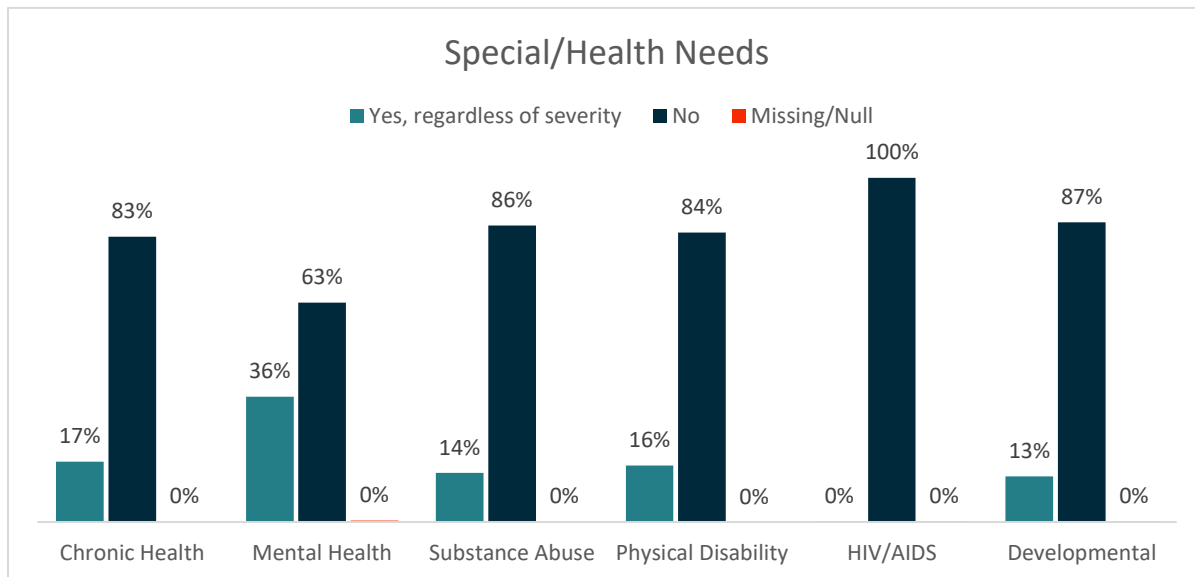


The total number of individuals discharged during the year was 317, which included 227 adults and 90 children. 264 (83.3%) were discharged to a permanent destination. Between admission and discharge, income for 6 (2.6%) clients over 18 rose, while 126 (55.5%) clients over 18 maintained a stable income of greater than zero.

Sub-Populations – All Programs

21 (2.9%) individuals over 18 met the criteria for chronic homelessness at the time of project entry.^{vii} 1 out of every 17.8 adults receiving services this year was a veteran (5.6%). Out of the 41 veterans served, 23 (56.1%) reported a disabling condition and 3 (7.3%) met the criteria for chronic homelessness at admission. At admission, 129 clients (17.0%) of all clients were considered youth (18-24 years of age.)

Special Needs – HUD and HHS Funded Programs Only



71.5% of adults (376/526) and 15.1% of children (42/278) in HUD or HHS funded programs self-reported at least one physical, emotional, or other health condition *regardless of whether the condition had become serious enough to be disabling*. Among those reporting multiple conditions, the most significant comorbidity was Mental Health and Substance Use (84). When taking severity of condition into account, 291 adults reported conditions that met the criteria to be considered a disability.^{viii}

Data quality and completeness play a major role in ensuring that these data accurately reflect the work being done within the CoC. Reports regarding the health of these data may be found at www.caresny.org/.

Projects Included in Report for NY-522 - Jefferson Lewis St. Lawrence Counties CoC

Emergency Shelter

JCDSS - Hotel and Motel Vouchers
Lewis County DSS Hotel/Motel Placement Program
St. Lawrence DSS Program

Homelessness Prevention

Legal Aid Rural STEHP Prevention
MILC STEHP - Prevention
Snowbelt STEHP Prevention
WUM - HEARTH III - Prevention

PH - Permanent Supportive Housing

JCDSS - Shelter Plus Chronic 1
JCDSS - Transitional
Neighbors of Watertown - Brighton Building
Neighbors of Watertown - Burdick Building
Neighbors of Watertown - Emerson Place
Neighbors of Watertown - Franklin Apartments
Neighbors of Watertown - Kieff Drive
Neighbors of Watertown - Music Center Apartments
TLS - CHAAP PH
TLS - Gaslight Village
TLS PSH - Chronic Homeless 1
TLS PSH - Chronic Homeless 2

PH - Rapid Re-Housing

MILC STEHP Rapid Re-Housing 2015
Snowbelt CoC Rapid Rehousing
Snowbelt STEHP Rapid Rehousing
TLS - Rapid Rehousing
WUM - Hearth III - Rapid Re-Housing

Transitional Housing

MHJC - Peer Run Housing First Initiative
TLS Scattered Site - Gateway Housing

ⁱ Data breakdowns may total less than this number due to differences in data collection requirements across funders, as well as data completeness. Information on reporting methodology and on data completeness may be found at www.caresny.org/.

ⁱⁱ For this report, all Permanent Housing (Housing Only, Housing with Services, Permanent Supportive Housing, and Rapid Re-Housing) and Transitional Housing are residential; Street Outreach, Homelessness Prevention, Day Shelter, and Services Only Program enrollments are Supportive Services.

ⁱⁱⁱ "Persons Served" totals only: if an individual client is served by **BOTH** Residential and Supportive Services within the same report period, the client is counted once in **EACH** total; therefore, adding these together may equal more than the total unduplicated number of persons served. Only new enrollments for the quarter are included for Supportive Services.

^{iv} Data based on **current** age and household composition, which may differ from information reported at admission.

^v For this report, all clients self-identifying with more than one race are counted within the "Multiple Races" category.

^{vi} HUD collects Ethnicity information under the rationale: "To indicate clients who do and do not identify themselves as Hispanic or Latino."

^{vii} Using HUD's definition of chronic homelessness.

^{viii} Using HUD's definition of a disabling condition.