

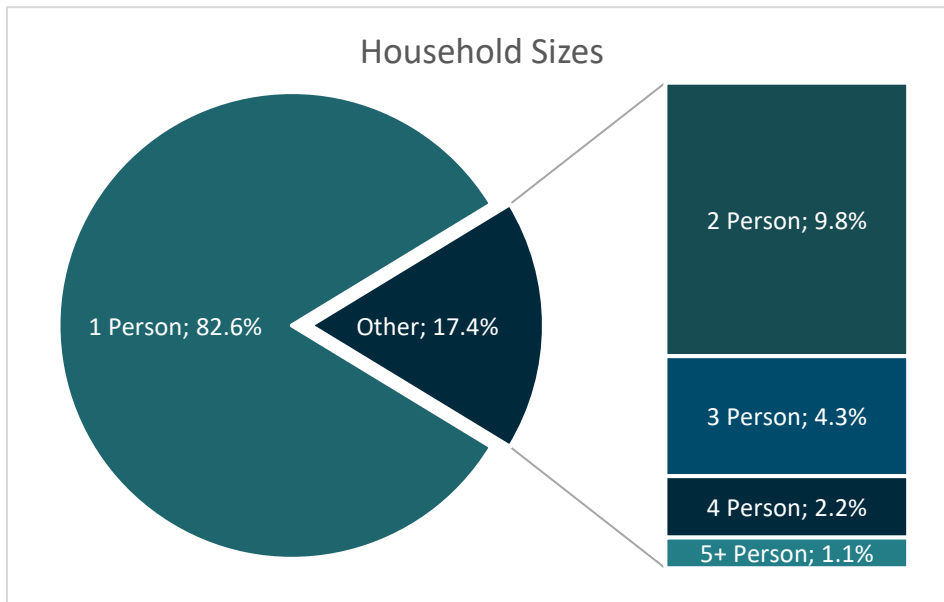
CRHMIS Quarterly Report: 2019 Q3

4/1/2019-6/30/2019

NY-520 - Franklin & Essex Counties CoC

Overview – All Programs

Between 4/1/2019 and 6/30/2019, providers in the Franklin-Essex CoC served 119 people experiencing or at risk of experiencing homelessness.ⁱ Residential programs served 119 individuals a total of 122 times, and supportive services-only programs served 0 individuals.^{ii, iii}

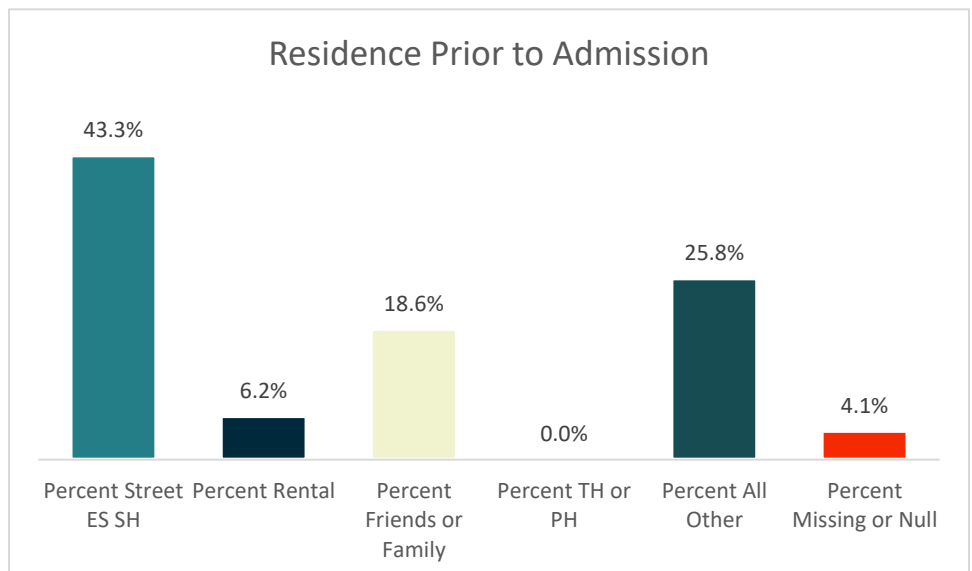


There were 92 households in the CoC, including: 78 households without children (containing 80 individuals), 14 households with both adults and children (containing 18 adults and 22 children), and 0 households of only unaccompanied minors (under 18 years of age).^{iv}

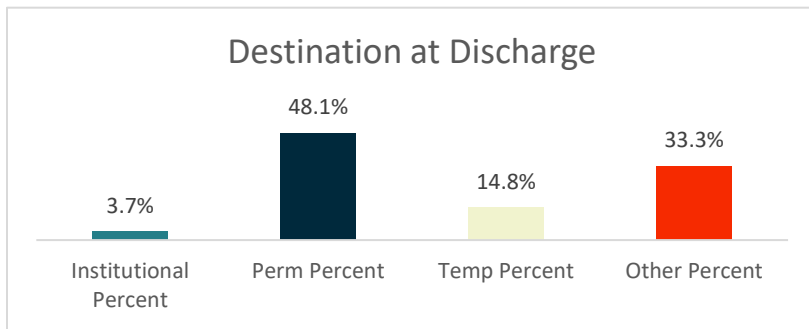
By gender, providers in the CoC served 42 (35.3%) women, 75 (63.0%) men, 2 (1.7%) trans-identified individuals, and 0 gender non-conforming individuals.

The racial breakdown of those served included: 100 (84.0%) White, 2 (1.7%) Black or African-American, 1 (0.8%) Asian, 0 Native Hawaiian or Other Pacific Islander, 6 (5.0%) American Indian or Alaskan Native, and 6 (5.0%) Multiple Races.^v Regardless of race, 3 (2.5%) individuals identified as Hispanic/Latino in ethnicity.^{vi}

Of 97 adults or heads of household, 42 (43.3%) indicated a prior residence of Emergency Shelter, the streets, or Safe Haven. Of these clients, 20 (47.6%) reported one previous episode of homelessness within the last three years. 5 (11.9%), 4 (9.5%), and 4 (9.5%) reported that they had been 2, 3, or 4+ times homeless (respectively) during the same time frame. 9 (21.4%) did not report on this data element.



Of the adults or heads of household who were in program a year or more and received an annual assessment (8), 3 (37.5%) saw an increase in income (cash and cash benefits) between admission and their most recent update, while 2 (25.0%) maintained a stable income of greater than zero.

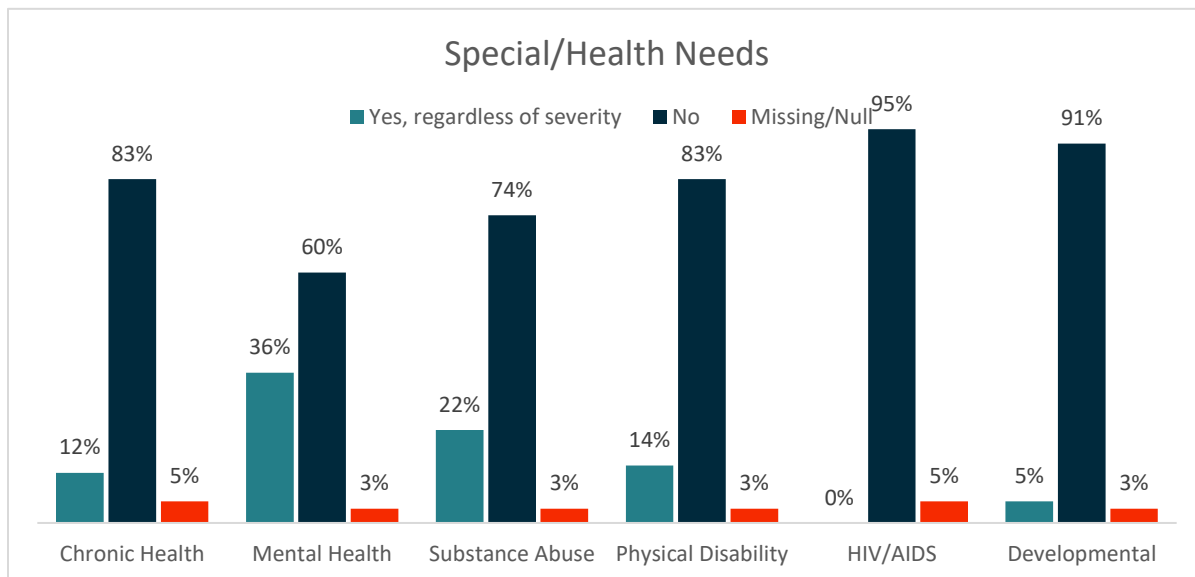


The total number of individuals discharged during the year was 27, which included 27 adults and 0 children. 13 (48.1%) were discharged to a permanent destination. Between admission and discharge, 4 (14.8%) clients over 18 maintained a stable income of greater than zero.

Sub-Populations – All Programs

1 (1.1%) individuals over 18 met the criteria for chronic homelessness at the time of project entry.^{vii} 1 out of every 9.3 adults receiving services this year was a veteran (10.8%). Out of the 10 veterans served, 6 (60.0%) reported a disabling condition and 0 met the criteria for chronic homelessness at admission. At admission, 11 clients (11.3%) of all clients were considered youth (18-24 years of age.)

Special Needs – HUD and HHS Funded Programs Only



73.0% of adults (27/37) and 14.3% of children (3/21) in HUD or HHS funded programs self-reported at least one physical, emotional, or other health condition *regardless of whether the condition had become serious enough to be disabling*. Among those reporting multiple conditions, the most significant comorbidity was Mental Health and Substance Use (9). When taking severity of condition into account, 18 adults reported conditions that met the criteria to be considered a disability.^{viii}

Data quality and completeness play a major role in ensuring that these data accurately reflect the work being done within the CoC. Reports regarding the health of these data may be found at www.caresny.org/.

Projects Included in Report for NY-520 - Franklin County CoC

Emergency Shelter

Citizen Advocates - Homeless Apartment Program
Essex County DSS Hotel/Motel
Franklin County DSS Hotel/Motel Program

PH - Permanent Supportive Housing

Albany VASH - Albany VISN
FCCHC - CoC Housing Program
Franklin-Essex Housing Coalition Grant

Transitional Housing

Akwesasne Housing Authority - Mohawk Indian Housing

ⁱ Data breakdowns may total less than this number due to differences in data collection requirements across funders, as well as data completeness. Information on reporting methodology and on data completeness may be found at www.caresny.org/.

ⁱⁱ For this report, all Permanent Housing (Housing Only, Housing with Services, Permanent Supportive Housing, and Rapid Re-Housing) and Transitional Housing are residential; Street Outreach, Homelessness Prevention, Day Shelter, and Services Only Program enrollments are Supportive Services.

ⁱⁱⁱ "Persons Served" totals only: if an individual client is served by **BOTH** Residential and Supportive Services within the same report period, the client is counted once in **EACH** total; therefore, adding these together may equal more than the total unduplicated number of persons served. Only new enrollments for the quarter are included for Supportive Services.

^{iv} Data based on **current** age and household composition, which may differ from information reported at admission.

^v For this report, all clients self-identifying with more than one race are counted within the "Multiple Races" category.

^{vi} HUD collects Ethnicity information under the rationale: "To indicate clients who do and do not identify themselves as Hispanic or Latino."

^{vii} Using HUD's definition of chronic homelessness.

^{viii} Using HUD's definition of a disabling condition.