

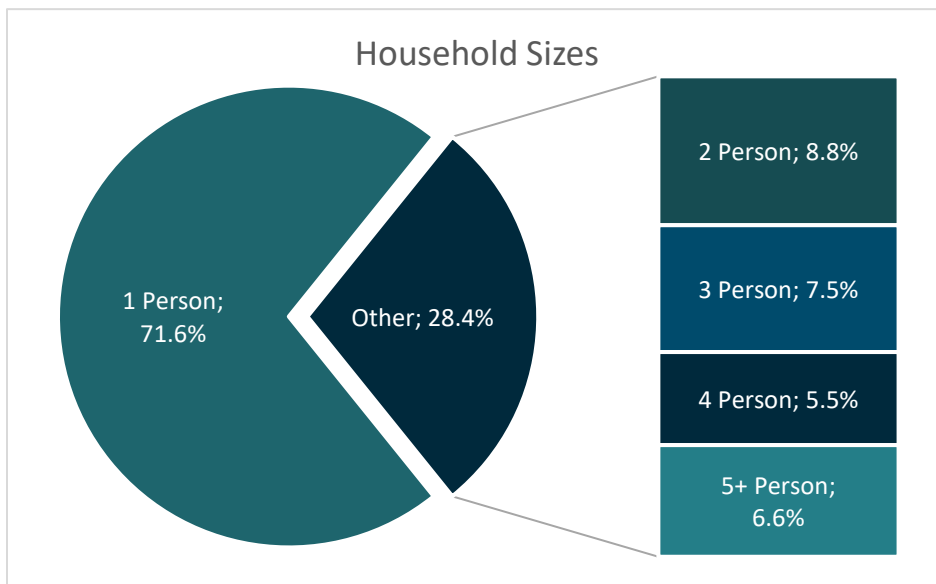
CRHMIS Quarterly Report: 2019 Q3

4/1/2019 - 6/30/2019

NY-512 - Troy/Rensselaer County CoC

Overview – All Programs

Between 4/1/2019 and 6/30/2019, providers in the Rensselaer CoC served 1121 people experiencing or at risk of experiencing homelessness.ⁱ Residential programs served 1022 people a total of 1177 times, and supportive services only programs served 99 people a total of 104 times.^{ii, iii}

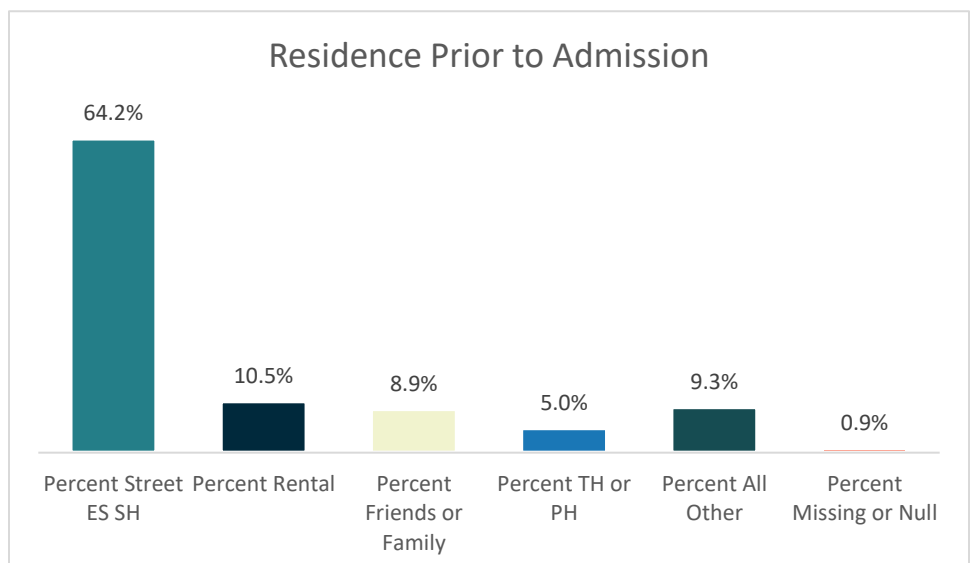


There were 637 households in the CoC, including: 457 households without children (containing 467 individuals), 169 households with both adults and children (containing 228 adults and 387 children), and 11 households of only unaccompanied minors (under 18 years of age), containing 15 minors.^{iv}

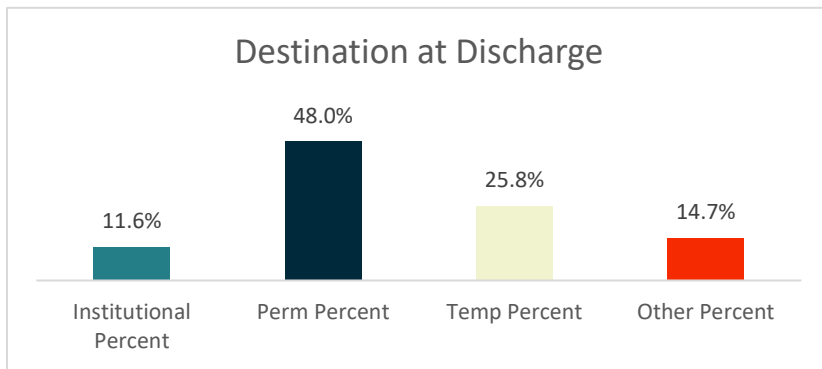
By gender, providers in the CoC served 558 (49.8%) women, 531 (47.4%) men, 7 (0.6%) trans-identified individuals, and 0 gender non-conforming individuals.

The racial breakdown of those served included: 565 (50.4%) White, 448 (40.0%) Black or African-American, 2 (0.2%) Asian, 5 (0.4%) Native Hawaiian or Other Pacific Islander, 13 (1.2%) American Indian or Alaskan Native, and 38 (3.4%) Multiple Races.^v Regardless of race, 139 (12.4%) individuals identified as Hispanic/Latino in ethnicity.^{vi}

Of 696 adults or heads of household, 447 (64.2%) indicated a prior residence of Emergency Shelter, the streets, or Safe Haven. Of these clients, 172 (38.5%) reported one previous episode of homelessness within the last three years. 81 (18.1%), 37 (8.3%), and 145 (32.4%) reported that they had been 2, 3, or 4+ times homeless (respectively) during the same time frame. 13 (2.9%) did not report on this data element.



Of the adults or heads of household who were in program a year or more and received an annual assessment (231), 140 (60.6%) saw an increase in income (cash and cash benefits) between admission and their most recent update, while 12 (5.2%) maintained a stable income of greater than zero.

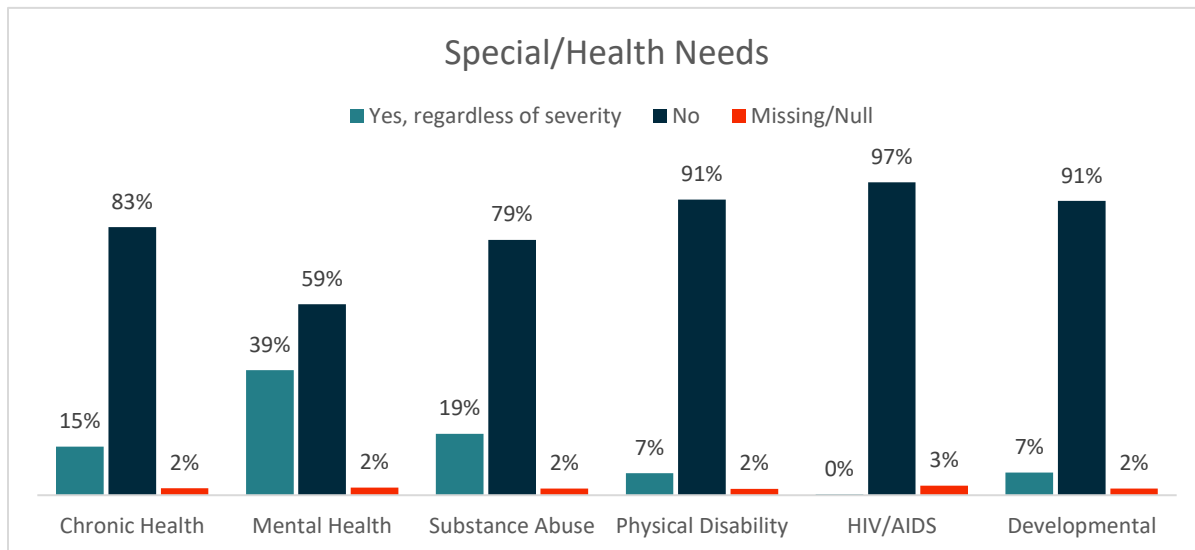


The total number of individuals discharged during the year was 225, which included 168 adults and 57 children. 108 (48.0%) were discharged to a permanent destination. Between admission and discharge, income for 18 (10.7%) clients over 18 rose, while 67 (39.9%) clients over 18 maintained a stable income of greater than zero.

Sub-Populations – All Programs

105 (15.6%) individuals over 18 met the criteria for chronic homelessness at the time of project entry.^{vii} 1 out of every 13.8 adults receiving services this year was a veteran (7.3%). Out of the 49 veterans served, 38 (77.6%) reported a disabling condition and 7 (14.3%) met the criteria for chronic homelessness at admission. At admission, 60 clients (8.6%) of all clients were considered youth (18-24 years of age.)

Special Needs – HUD and HHS Funded Programs Only



73.2% of adults (385/526) and 15.4% of children (60/389) in HUD or HHS funded programs self-reported at least one physical, emotional, or other health condition *regardless of whether the condition had become serious enough to be disabling*. Among those reporting multiple conditions, the most significant comorbidity was Mental Health and Substance Use (152). When taking severity of condition into account, 298 adults reported conditions that met the criteria to be considered a disability.^{viii}

Data quality and completeness play a major role in ensuring that these data accurately reflect the work being done within the CoC. Reports regarding the health of these data may be found at www.caresny.org/.

Projects Included in Report for NY-512 - Troy/Rensselaer County CoC

Emergency Shelter

IPH Medical Respite
JH - Code Blue
JH - Inn From the Cold
JH Emergency Shelter
Rensselaer County DSS - DSS Funded Hotels/Motels
St. Paul's Center

Homelessness Prevention

AHC - SSVF Homeless Prevention
LASH Unity House STEHP Prevention
Legal Aid Rural STEHP Prevention
YWCA Rensselaer STEHP Prevention

PH - Permanent Supportive Housing

Albany VASH - Albany VISN
JH - Consolidated
JH Bethune
St. Paul Center Permanent Supportive Housing
St. Peter's - Residence
St. Peter's - Shelter Plus Care THA SP
St. Peter's - SHP
UH 800
UH 800 JH
UH 804 JH
UH 804 UH
UH 804 YW
YWCA Apartment Program
YWCA of Troy Cohoes - SRO Permanent
YWCA of Troy Cohoes Section 8 Mod Rehab

PH - Rapid Re-Housing

AHC - SSVF Rapid Rehousing
City of Troy ESG - TAUM Rapid Rehousing
JH STEHP Rapid Rehousing
LASH City of Troy ESG Rapid Re-Housing
St Paul Center - STEHP Rapid Rehousing

Street Outreach

JH Homeless Outreach

Transitional Housing

YWCA GCR Women in Transition

ⁱ Data breakdowns may total less than this number due to differences in data collection requirements across funders, as well as data completeness. Information on reporting methodology and on data completeness may be found at www.caresny.org/.

ⁱⁱ For this report, all Permanent Housing (Housing Only, Housing with Services, Permanent Supportive Housing, and Rapid Re-Housing) and Transitional Housing are residential; Street Outreach, Homelessness Prevention, Day Shelter, and Services Only Program enrollments are Supportive Services.

ⁱⁱⁱ "Persons Served" totals only: if an individual client is served by **BOTH** Residential and Supportive Services within the same report period, the client is counted once in **EACH** total; therefore, adding these together may equal more than the total unduplicated number of persons served. Only new enrollments for the quarter are included for Supportive Services.

^{iv} Data based on **current** age and household composition, which may differ from information reported at admission.

^v For this report, all clients self-identifying with more than one race are counted within the "Multiple Races" category.

^{vi} HUD collects Ethnicity information under the rationale: "To indicate clients who do and do not identify themselves as Hispanic or Latino."

^{vii} Using HUD's definition of chronic homelessness.

^{viii} Using HUD's definition of a disabling condition

