

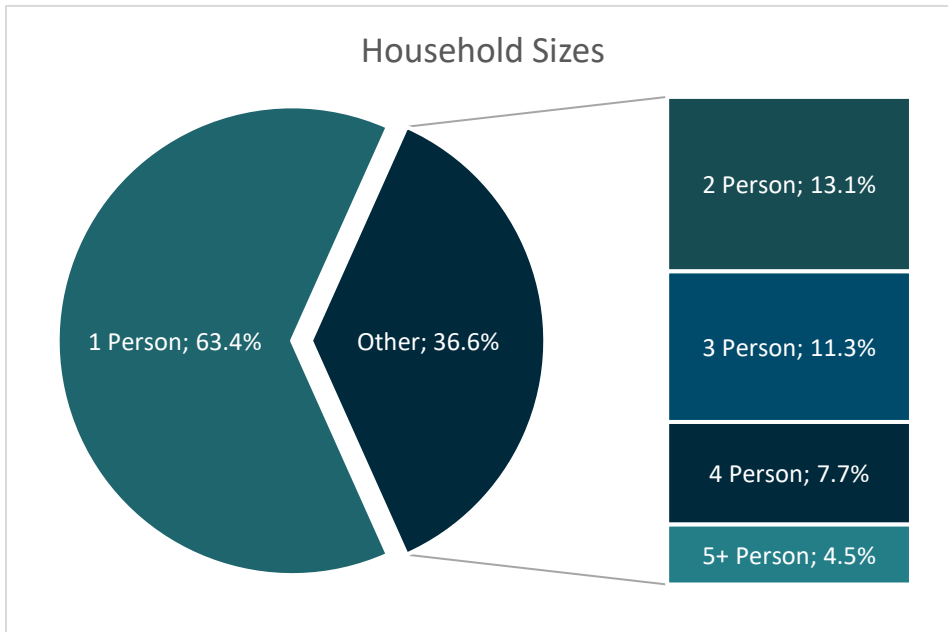
CRHMIS Quarterly Report: 2019 Q2

1/1/2019-3/31/2019

NY-608 - Kingston/Ulster County CoC

Overview – All Programs

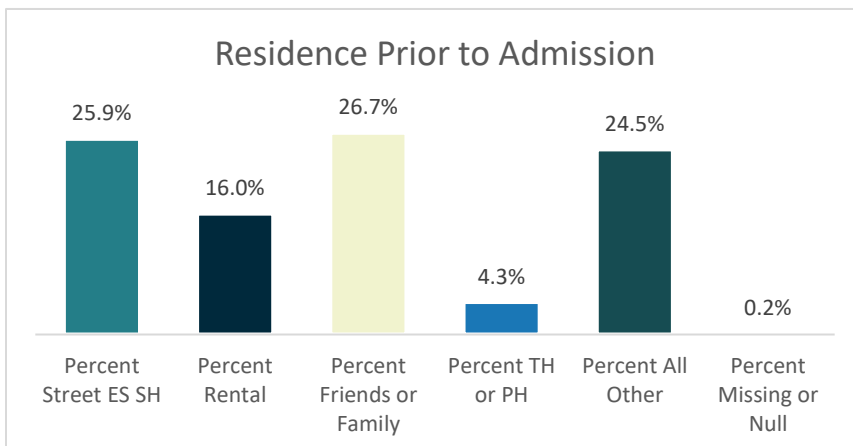
Between 1/1/2019 and 3/31/2019, providers in the Ulster CoC served 793 people experiencing or at risk of experiencing homelessness.ⁱ Residential programs served 763 peopleⁱⁱ, and supportive services only (SSO) programs served 30 people.ⁱⁱⁱ



There were 443 households in the CoC, including: 256 households without children (containing 263 individuals), 154 households with both adults and children (containing 215 adults and 278 children), and 33 households of only unaccompanied minors (under 18 years of age), containing 37 minors.^{iv}

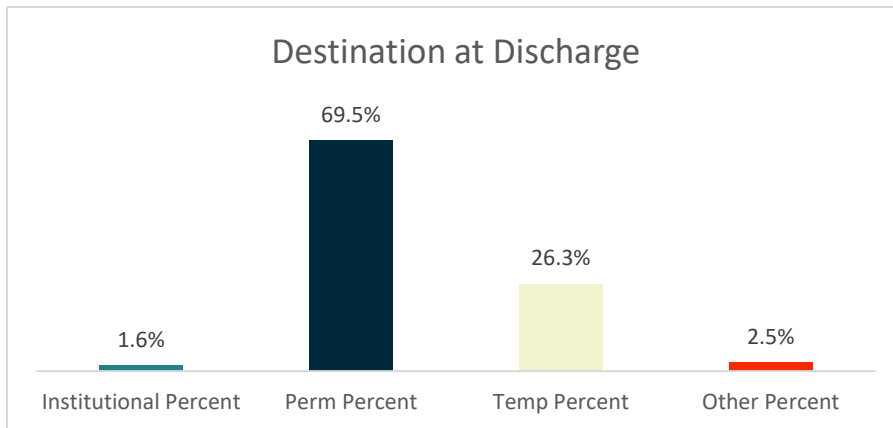
By gender, providers in the CoC served 400 (50.4%) women, 390 (49.2%) men, 3 (0.4%) trans-identified individuals, and 0 (0) gender non-conforming individuals.

The racial breakdown of those served included: 522 (65.8%) White, 199 (25.1%) Black or African-American, 1 (0.1%) Asian, 8 (1.0%) Native Hawaiian or Other Pacific Islander, 5 (0.6%) American Indian or Alaskan Native, and 51 (6.4%) Multiple Races.^v Regardless of race, 114 (14.4%) individuals identified as Hispanic/Latino in ethnicity.^{vi}



Of 506 adults or heads of household, 131 (25.9%) indicated a prior residence of Emergency Shelter, the streets, or Safe Haven. Of these clients, 65 (49.6%) reported one previous episode of homelessness within the last three years. 21 (16.0%), 14 (10.7%), and 31 (23.7%) reported that they had been 2, 3, or 4+ times homeless (respectively) during the same time frame. 0 (0) did not report on this data element.

Of the adults or heads of household who were in program a year or more and received an annual assessment (57), 17 (29.8%) saw an increase in income (cash and cash benefits) between admission and their most recent update, while 18 (31.6%) maintained a stable income of greater than zero.

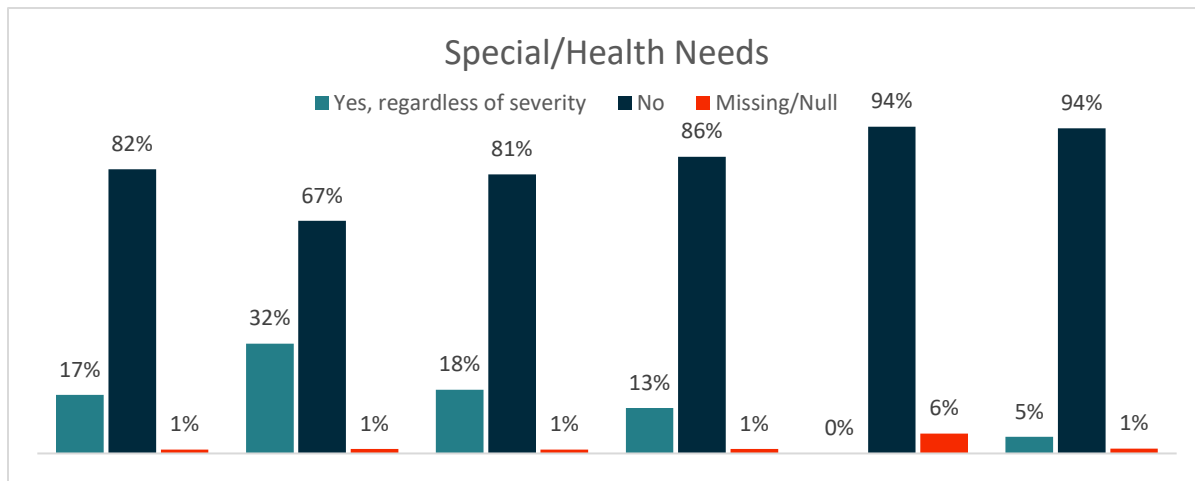


The total number of individuals discharged during the year was 315, which included 192 adults and 123 children. 219 (69.5%) were discharged to a permanent destination. Between admission and discharge, income for 8 (4.2%) clients over 18 rose, while 49 (25.5%) clients over 18 maintained a stable income of greater than zero.

Sub-Populations – All Programs

31 (6.8%) individuals over 18 met the criteria for chronic homelessness at the time of project entry.^{vii} 1 out of every 19.0 adults receiving services this year was a veteran (5.3%). Out of the 24 veterans served, 16 (66.7%) reported a disabling condition and 1 (4.2%) met the criteria for chronic homelessness at admission. At admission, 71 clients (14.9%) of all clients were considered youth (18-24 years of age.)

Special Needs – HUD and HHS Funded Programs Only



66.9% of adults (320/478) and 9.5% of children (30/315) in HUD or HHS funded programs self-reported at least one physical, emotional, or other health condition *regardless of whether the condition had become serious enough to be disabling*. Among those reporting multiple conditions, the most significant comorbidity was Mental Health and Substance Use (101). When taking severity of condition into account, 244 adults reported conditions that met the criteria to be considered a disability.^{viii}

Data quality and completeness play a major role in ensuring that these data accurately reflect the work being done within the CoC. Reports regarding the health of these data may be found at www.caresny.org/.

Projects Included in Report for NY-608 - Kingston/Ulster County CoC

Emergency Shelter

FOW Darmstadt
FOW Family House
FOW Family Inn
Ulster DSS Voucher Beds

Homelessness Prevention

Legal Services of the Hudson Valley STEHP

PH - Permanent Supportive Housing

Albany VASH - Albany VISN
FOW ACMS SHP 1 Families
FOW ACMS SHP 2 Families
FOW Adult CMS - Families
FOW Adult CMS - SRO
GCI Ulster Family Supported
PEOPLE Home Again Project
RUPCO Hasbrouck Apts.
RUPCO Newburgh Land Bank (ESSHI Grant)
Ulster OASAS Shelter Plus Care

PH - Rapid Re-Housing

FOW Rapid Rehousing
RUPCO ESG Program

Transitional Housing

FOW Midway I

ⁱ Data breakdowns may total less than this number due to differences in data requirements across funders as well as data completeness. Information on reporting methodology and on data completeness may be found at www.caresny.org/.

ⁱⁱ RRH enrollments are considered residential.

ⁱⁱⁱ For 'Persons Served' numbers only: if an individual client is served by **BOTH** Residential and Supportive Services programs within the same report period, the client is counted once in **EACH** total; therefore, adding these numbers may equal more than the total unduplicated number of persons.

^{iv} Data based on **current** age and household composition, which may differ from information reported at admission.

^v Clients may self-identify up to 5 race categories in HMIS; for this report, all clients self-identifying with more than one race are grouped together into the "Multiple Races" category.

^{vi} HUD collects Ethnicity information under the rationale: "To indicate clients who do and do not identify themselves as Hispanic or Latino."

^{vii} Please note that HMIS began using HUD's new definition of chronic homelessness effective 10/1/2015 and all individuals in program on or after that date are measured using this new definition, even if their program start date was prior to the change in definition taking effect.

^{viii} Using the HUD definition of a disabling condition; please see the most recent HUD HMIS Data Standards Manual for further information.