

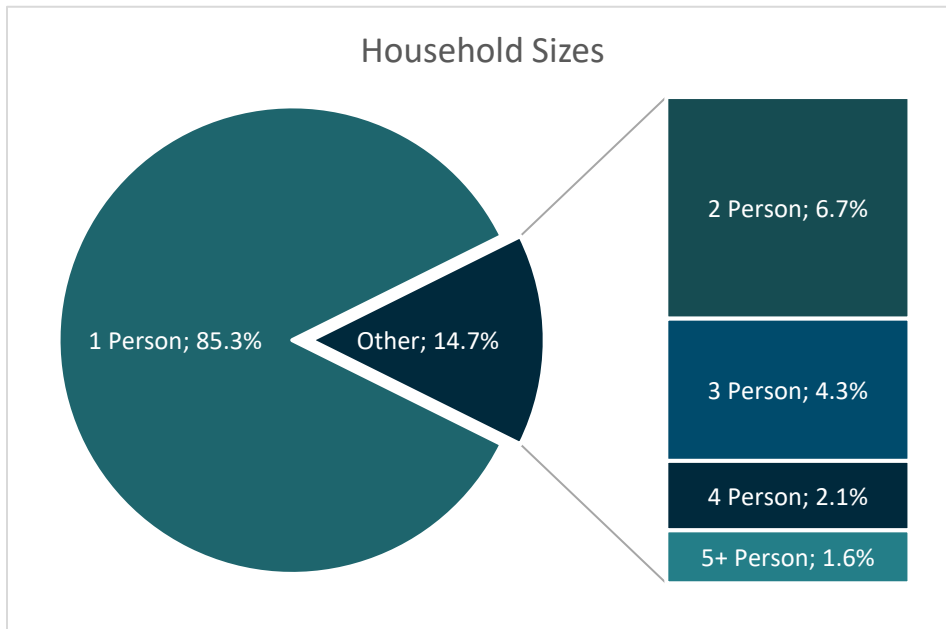
CRHMIS Quarterly Report: 2019 Q2

1/1/2019-3/31/2019

NY-601 - Poughkeepsie/Dutchess County CoC

Overview – All Programs

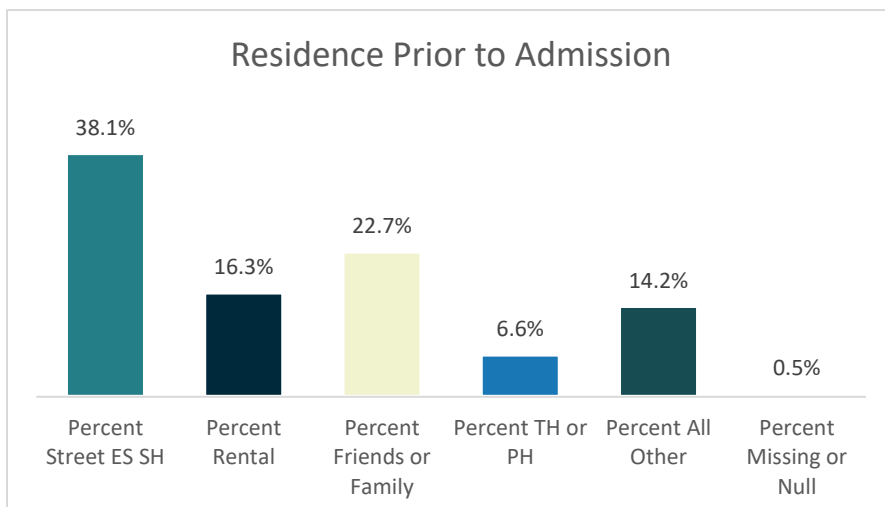
Between 1/1/2019 and 3/31/2019, providers in the Dutchess CoC served 1512 people experiencing or at risk of experiencing homelessness.ⁱ Residential programs served 1115 peopleⁱⁱ, and supportive services only (SSO) programs served 397 people.ⁱⁱⁱ



There were 1073 households in the CoC, including: 892 households without children (containing 906 individuals), 133 households with both adults and children (containing 170 adults and 242 children), and 48 households of only unaccompanied minors (under 18 years of age), containing 60 minors.^{iv}

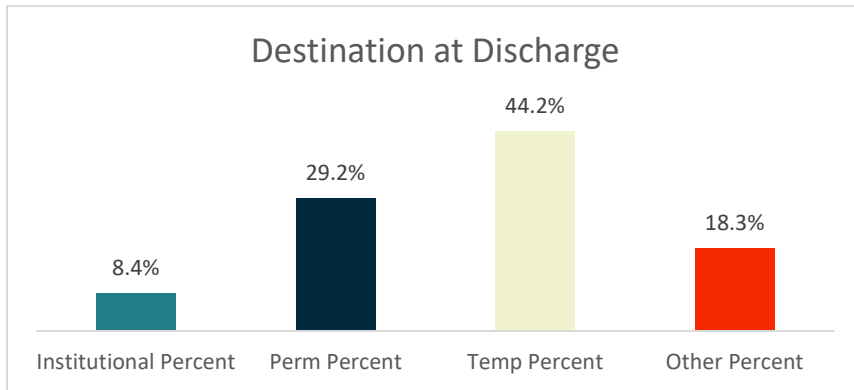
By gender, providers in the CoC served 617 (40.8%) women, 759 (50.2%) men, 2 (0.1%) trans-identified individuals, and 0 (0) gender non-conforming individuals.

The racial breakdown of those served included: 616 (40.7%) White, 668 (44.2%) Black or African-American, 1 (0.1%) Asian, 17 (1.1%) Native Hawaiian or Other Pacific Islander, 12 (0.8%) American Indian or Alaskan Native, and 56 (3.7%) Multiple Races.^v Regardless of race, 213 (14.1%) individuals identified as Hispanic/Latino in ethnicity.^{vi}



Of 1099 adults or heads of household, 419 (38.1%) indicated a prior residence of Emergency Shelter, the streets, or Safe Haven. Of these clients, 229 (54.7%) reported one previous episode of homelessness within the last three years. 59 (14.1%), 56 (13.4%), and 62 (14.8%) reported that they had been 2, 3, or 4+ times homeless (respectively) during the same time frame. 13 (3.1%) did not report on this data element.

Of the adults or heads of household who were in program a year or more and received an annual assessment (195), 52 (26.7%) saw an increase in income (cash and cash benefits) between admission and their most recent update, while 108 (55.4%) maintained a stable income of greater than zero.

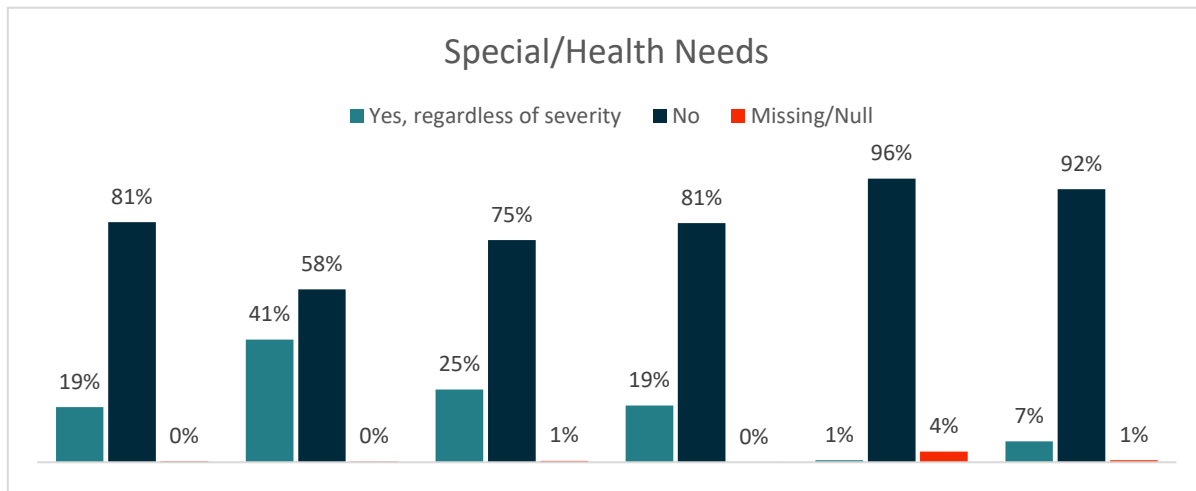


The total number of individuals discharged during the year was 394, which included 281 adults and 113 children. 115 (29.2%) were discharged to a permanent destination. Between admission and discharge, income for 3 (1.1%) clients over 18 rose, while 90 (32.0%) clients over 18 maintained a stable income of greater than zero.

Sub-Populations – All Programs

54 (5.1%) individuals over 18 met the criteria for chronic homelessness at the time of project entry.^{vii} 1 out of every 15.8 adults receiving services this year was a veteran (6.3%). Out of the 67 veterans served, 29 (43.3%) reported a disabling condition and 4 (6.0%) met the criteria for chronic homelessness at admission. At admission, 102 clients (9.5%) of all clients were considered youth (18-24 years of age.)

Special Needs – HUD and HHS Funded Programs Only



65.7% of adults (408/621) and 21.3% of children (27/127) in HUD or HHS funded programs self-reported at least one physical, emotional, or other health condition *regardless of whether the condition had become serious enough to be disabling*. Among those reporting multiple conditions, the most significant comorbidity was Mental Health and Substance Use (134). When taking severity of condition into account, 296 adults reported conditions that met the criteria to be considered a disability.^{viii}

Data quality and completeness play a major role in ensuring that these data accurately reflect the work being done within the CoC. Reports regarding the health of these data may be found at www.caresny.org/.

Projects Included in Report for NY-601 - Poughkeepsie/Dutchess County CoC

Emergency Shelter

Dutchess DCFS Emergency Housing
HRH AHEP
HRH Gannett House
HRH River Haven Shelter
HRH Webster House
MHV - DC Vanderbilt
MHV- DC Rose St. Emergency
MHV-North Hamilton East
PATHWAYS Community Support Services Inc.

Homelessness Prevention

HRH STEHP - Prevention
Legal Services of the Hudson Valley STEHP

PH - Housing Only

MARC Montgomery St.

PH - Permanent Supportive Housing

Dutchess MICA Shelter Plus Care
GCI Dutchess MICA Supported
GCI Dutchess VA SH
HRH 12 South Hamilton Street
HRH 60 Catharine Street
HRH 81 Garden St.
HRH Coach
HRH EATS Housing First
HRH Home Base I
HRH Liberty Station
HRH Maximize
HRH Moving On
HRH Noxon Street
HRH RCE Special Use Beds
HRH Shelter Plus Care
MARC MRT OASAS
MARC S plus C 7 Bed
PEOPLE's Dut. Home Project

PH - Rapid Re-Housing

HRH STEHP - Rapid Rehousing

Services Only Program

HRH Follow Through
HRH River Haven ILP
HRH United Way Follow-Through
HRH Webster House Case Management
MHA DC Living Room

Transitional Housing

HRH Hillcrest House
HRH LaGrange House
HRH River Haven TLC

ⁱ Data breakdowns may total less than this number due to differences in data requirements across funders as well as data completeness. Information on reporting methodology and on data completeness may be found at www.caresny.org/.

ⁱⁱ RRH enrollments are considered residential.

ⁱⁱⁱ For 'Persons Served' numbers only: if an individual client is served by **BOTH** Residential and Supportive Services programs within the same report period, the client is counted once in **EACH** total; therefore, adding these numbers may equal more than the total unduplicated number of persons.

^{iv} Data based on **current** age and household composition, which may differ from information reported at admission.

^v Clients may self-identify up to 5 race categories in HMIS; for this report, all clients self-identifying with more than one race are grouped together into the "Multiple Races" category.

^{vi} HUD collects Ethnicity information under the rationale: "To indicate clients who do and do not identify themselves as Hispanic or Latino."

^{vii} Please note that HMIS began using HUD's new definition of chronic homelessness effective 10/1/2015 and all individuals in program on or after that date are measured using this new definition, even if their program start date was prior to the change in definition taking effect.

^{viii} Using the HUD definition of a disabling condition; please see the most recent HUD HMIS Data Standards Manual for further information.