

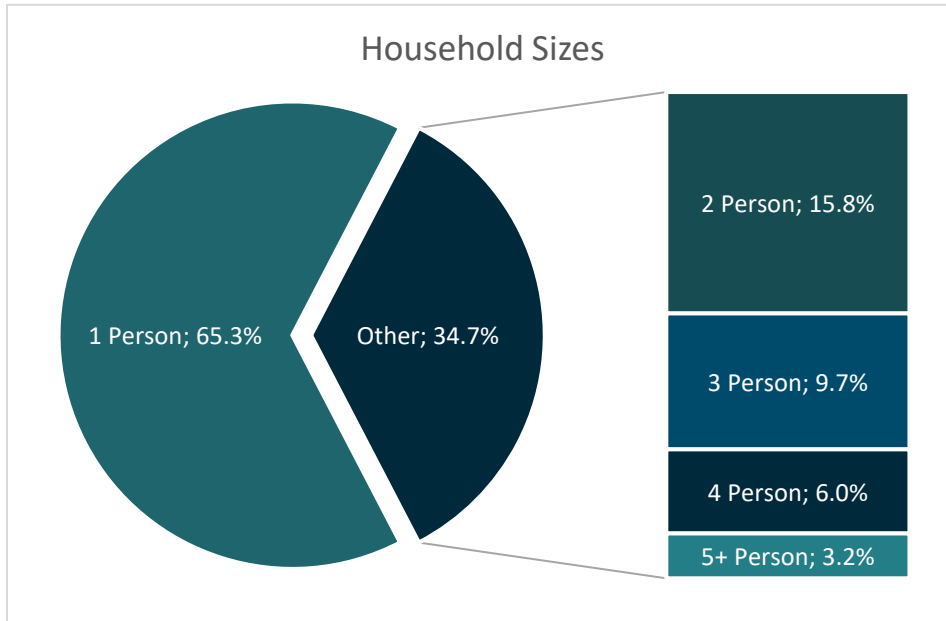
CRHMIS Quarterly Report: 2019 Q2

1/1/2019-3/31/2019

**NY-522 – Jefferson, Lewis, & St. Lawrence Counties CoC**

**Overview – All Programs**

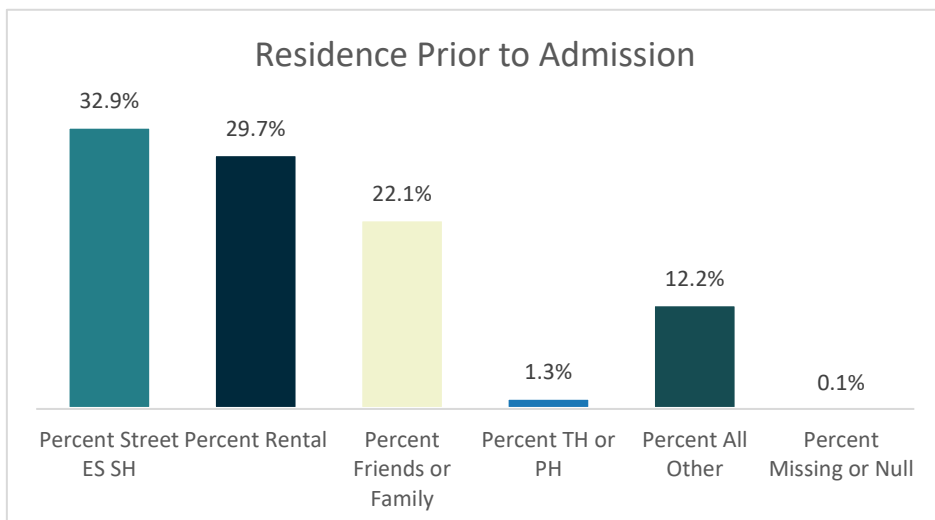
Between 1/1/2019 and 3/31/2019, providers in the Points North CoC served 1487 people experiencing or at risk of experiencing homelessness.<sup>i</sup> Residential programs served 922 people<sup>ii</sup>, and supportive services only (SSO) programs served 565 people.<sup>iii</sup>



There were 865 households in the CoC, including: 632 households without children (containing 715 individuals), 221 households with both adults and children (containing 296 adults and 427 children), and 12 households of only unaccompanied minors (under 18 years of age), containing 17 minors.<sup>iv</sup>

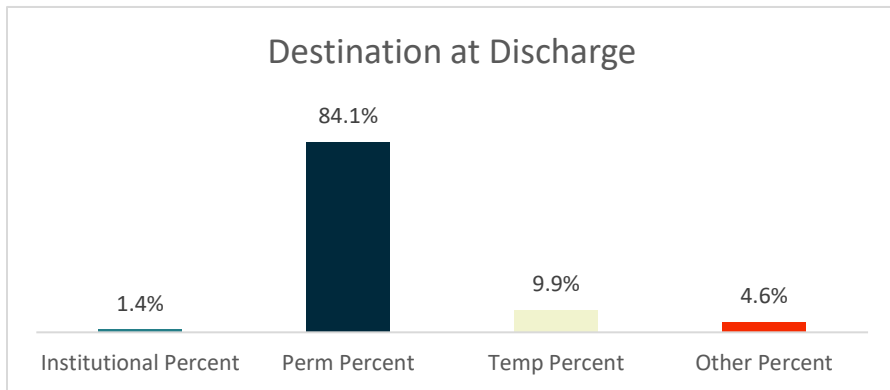
By gender, providers in the CoC served 753 (50.6%) women, 701 (47.1%) men, 1 (0.1%) trans-identified individuals, and 0 (0) gender non-conforming individuals.

The racial breakdown of those served included: 1251 (84.1%) White, 117 (7.9%) Black or African-American, 0 (0) Asian, 4 (0.3%) Native Hawaiian or Other Pacific Islander, 15 (1.0%) American Indian or Alaskan Native, and 64 (4.3%) Multiple Races.<sup>v</sup> Regardless of race, 57 (3.8%) individuals identified as Hispanic/Latino in ethnicity.<sup>vi</sup>



Of 1015 adults or heads of household, 334 (32.9%) indicated a prior residence of Emergency Shelter, the streets, or Safe Haven. Of these clients, 203 (60.8%) reported one previous episode of homelessness within the last three years. 79 (23.7%), 18 (5.4%), and 34 (10.2%) reported that they had been 2, 3, or 4+ times homeless (respectively) during the same time frame. 0 (0) did not report on this data element.

Of the adults or heads of household who were in program a year or more and received an annual assessment (129), 36 (27.9%) saw an increase in income (cash and cash benefits) between admission and their most recent update, while 44 (34.1%) maintained a stable income of greater than zero.

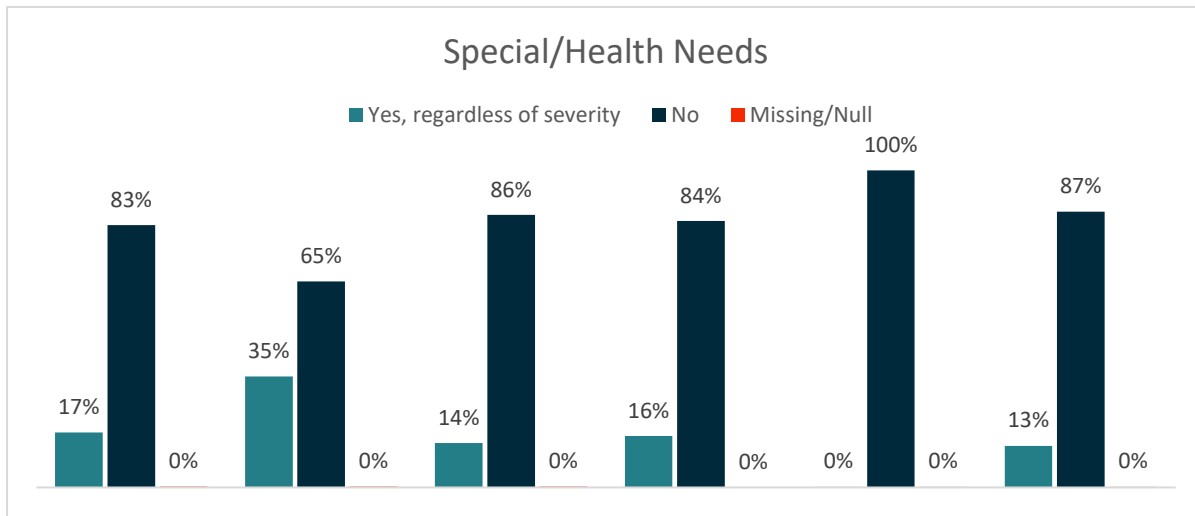


The total number of individuals discharged during the year was 636, which included 444 adults and 192 children. 535 (84.1%) were discharged to a permanent destination. Between admission and discharge, income for 7 (1.6%) clients over 18 rose, while 235 (52.9%) clients over 18 maintained a stable income of greater than zero.

### **Sub-Populations – All Programs**

21 (2.2%) individuals over 18 met the criteria for chronic homelessness at the time of project entry.<sup>vii</sup> 1 out of every 20.3 adults receiving services this year was a veteran (4.9%). Out of the 48 veterans served, 28 (58.3%) reported a disabling condition and 3 (6.3%) met the criteria for chronic homelessness at admission. At admission, 147 clients (14.5%) of all clients were considered youth (18-24 years of age.)

### **Special Needs – HUD and HHS Funded Programs Only**



70.3% of adults (550/782) and 17.0% of children (68/400) in HUD or HHS funded programs self-reported at least one physical, emotional, or other health condition *regardless of whether the condition had become serious enough to be disabling*. Among those reporting multiple conditions, the most significant comorbidity was Mental Health and Substance Use (122). When taking severity of condition into account, 395 adults reported conditions that met the criteria to be considered a disability.<sup>viii</sup>

Data quality and completeness play a major role in ensuring that these data accurately reflect the work being done within the CoC. Reports regarding the health of these data may be found at [www.caresny.org/](http://www.caresny.org/).

## **Projects Included in Report for NY-522 - Jefferson Lewis St. Lawrence Counties CoC**

### **Emergency Shelter**

JCDSS - Hotel and Motel Vouchers  
Lewis County DSS Hotel/Motel Placement Program  
St. Lawrence DSS Program

### **Homelessness Prevention**

Legal Aid Rural STEHP Prevention  
MILC STEHP - Prevention  
Snowbelt STEHP Prevention  
WUM - HEARTH III - Prevention

### **PH - Permanent Supportive Housing**

JCDSS - Shelter Plus Chronic 1  
JCDSS - Transitional  
Neighbors of Watertown - Brighton Building  
Neighbors of Watertown - Burdick Building  
Neighbors of Watertown - Emerson Place  
Neighbors of Watertown - Franklin Apartments  
Neighbors of Watertown - Kieff Drive  
Neighbors of Watertown - Music Center Apartments  
TLS - CHAAP PH  
TLS - Gaslight Village  
TLS PSH - Chronic Homeless 1  
TLS PSH - Chronic Homeless 2

### **PH - Rapid Re-Housing**

MILC STEHP Rapid Re-Housing 2015  
Snowbelt CoC Rapid Rehousing  
Snowbelt STEHP Rapid Rehousing  
TLS - Rapid Rehousing  
WUM - Hearth III - Rapid Re-Housing

### **Transitional Housing**

MHJC - Peer Run Housing First Initiative  
TLS Scattered Site - Gateway Housing

---

<sup>i</sup> Data **breakdowns may total less** than this number due to differences in data requirements across funders as well as data completeness. Information on reporting methodology and on data completeness may be found at [www.caresny.org/](http://www.caresny.org/).

<sup>ii</sup> RRH enrollments are considered residential.

<sup>iii</sup> For 'Persons Served' numbers only: if an individual client is served by **BOTH** Residential and Supportive Services programs within the same report period, the client is counted once in **EACH** total; therefore, adding these numbers may equal more than the total unduplicated number of persons.

<sup>iv</sup> Data based on **current** age and household composition, which may differ from information reported at admission.

<sup>v</sup> Clients may self-identify up to 5 race categories in HMIS; for this report, all clients self-identifying with more than one race are grouped together into the "Multiple Races" category.

<sup>vi</sup> HUD collects Ethnicity information under the rationale: "To indicate clients who do and do not identify themselves as Hispanic or Latino."

<sup>vii</sup> Please note that HMIS began using HUD's new definition of chronic homelessness effective 10/1/2015 and all individuals in program on or after that date are measured using this new definition, even if their program start date was prior to the change in definition taking effect.

<sup>viii</sup> Using the HUD definition of a disabling condition; please see the most recent HUD HMIS Data Standards Manual for further information.