

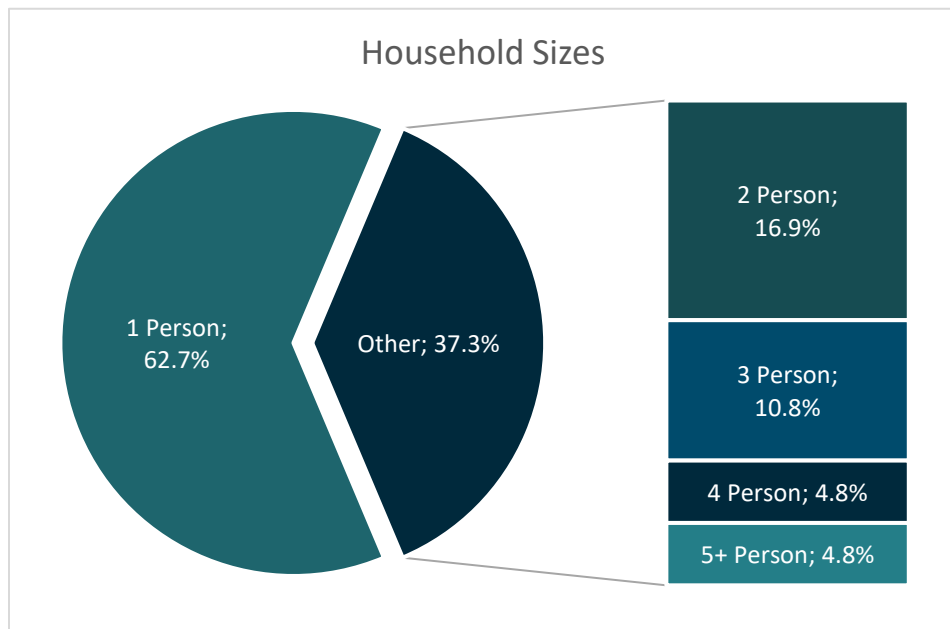
CRHMIS Quarterly Report: 2019 Q2

1/1/2019-3/31/2019

NY-519 – Columbia & Greene Counties CoC

Overview – All Programs

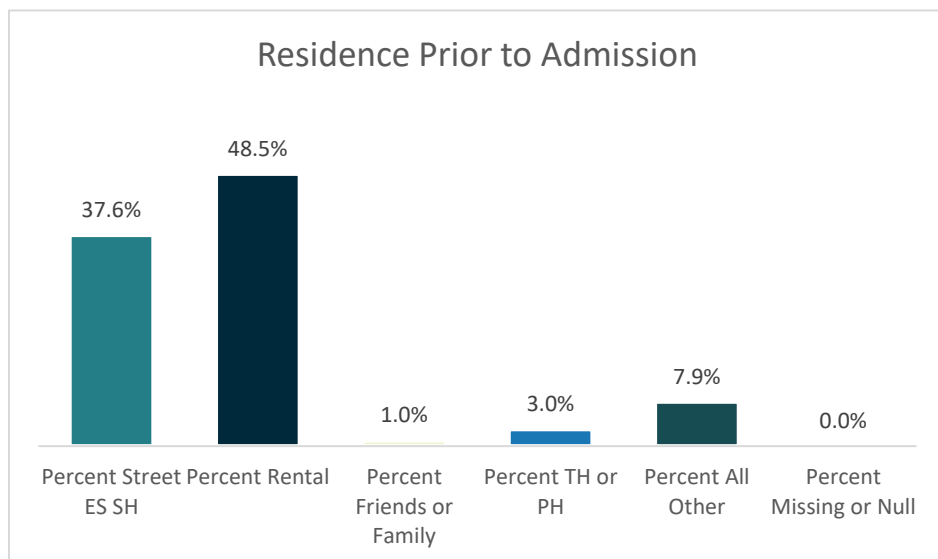
Between 1/1/2019 and 3/31/2019, providers in the Columbia-Greene CoC served 146 people experiencing or at risk of experiencing homelessness.ⁱ Residential programs served 88 peopleⁱⁱ, and supportive services only (SSO) programs served 58 people.ⁱⁱⁱ



There were 83 households in the CoC, including: 59 households without children (containing 66 individuals), 24 households with both adults and children (containing 35 adults and 45 children), and 0 households of only unaccompanied minors (under 18 years of age), containing 0 minors.^{iv}

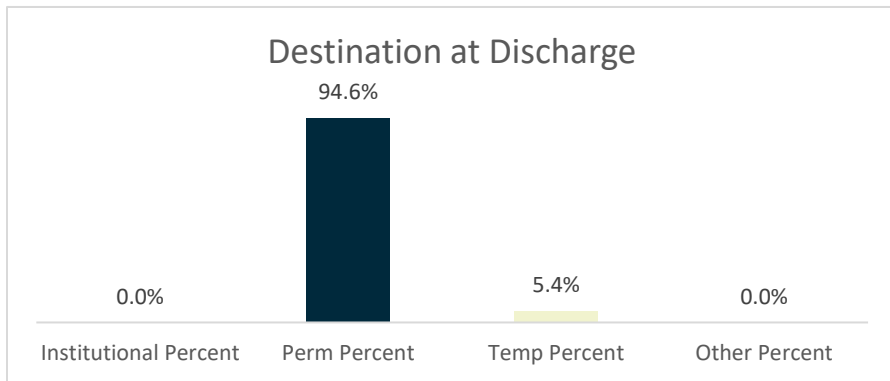
By gender, providers in the CoC served 75 (51.4%) women, 70 (47.9%) men, 1 (0.7%) trans-identified individuals, and 0 (0) gender non-conforming individuals.

The racial breakdown of those served included: 107 (73.3%) White, 17 (11.6%) Black or African-American, 0 (0) Asian, 0 (0) Native Hawaiian or Other Pacific Islander, 0 (0) American Indian or Alaskan Native, and 19 (13.0%) Multiple Races.^v Regardless of race, 14 (9.6%) individuals identified as Hispanic/Latino in ethnicity.^{vi}



Of 101 adults or heads of household, 38 (37.6%) indicated a prior residence of Emergency Shelter, the streets, or Safe Haven. Of these clients, 17 (44.7%) reported one previous episode of homelessness within the last three years. 3 (7.9%), 5 (13.2%), and 13 (34.2%) reported that they had been 2, 3, or 4+ times homeless (respectively) during the same time frame. 0 (0) did not report on this data element.

Of the adults or heads of household who were in program a year or more and received an annual assessment (21), 9 (42.9%) saw an increase in income (cash and cash benefits) between admission and their most recent update, while 1 (4.8%) maintained a stable income of greater than zero.

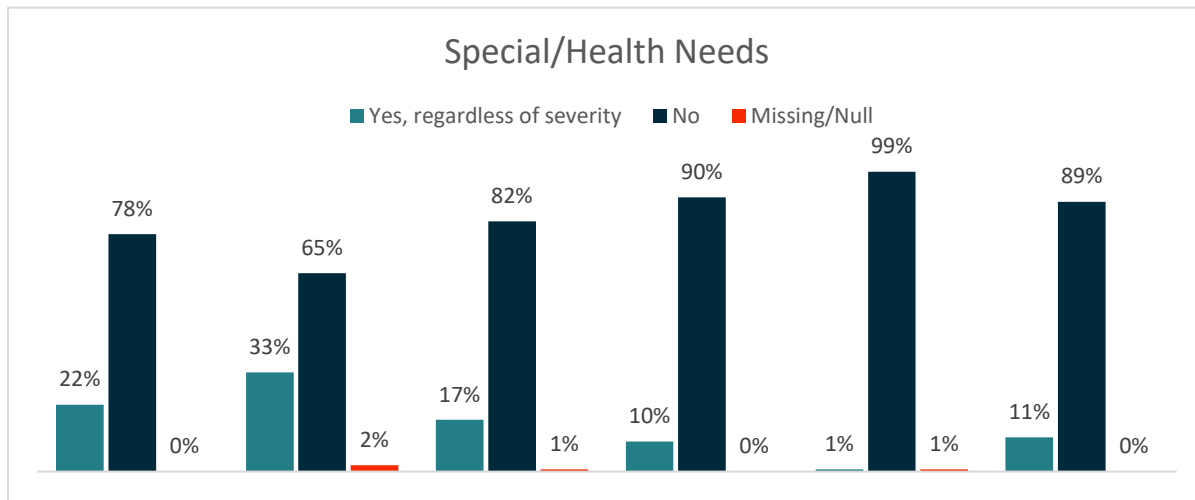


The total number of individuals discharged during the year was 37, which included 24 adults and 13 children. 35 (94.6%) were discharged to a permanent destination. Between admission and discharge, income for 0 (0) clients over 18 rose, while 15 (62.5%) clients over 18 maintained a stable income of greater than zero.

Sub-Populations – All Programs

17 (17.3%) individuals over 18 met the criteria for chronic homelessness at the time of project entry.^{vii} 1 out of every 19.6 adults receiving services this year was a veteran (5.1%). Out of the 5 veterans served, 1 (20.0%) met the criteria for chronic homelessness at admission. At admission, 8 clients (7.9%) of all clients were considered youth (18-24 years of age.)

Special Needs – HUD and HHS Funded Programs Only



71.9% of adults (69/96) and 26.7% of children (12/45) in HUD or HHS funded programs self-reported at least one physical, emotional, or other health condition *regardless of whether the condition had become serious enough to be disabling*. Among those reporting multiple conditions, the most significant comorbidity was Mental Health and Substance Use (19). When taking severity of condition into account, 54 adults reported conditions that met the criteria to be considered a disability.^{viii}

Data quality and completeness play a major role in ensuring that these data accurately reflect the work being done within the CoC. Reports regarding the health of these data may be found at www.caresny.org/.

Projects Included in Report for NY-519 - Columbia/Greene County CoC

Homelessness Prevention

CAGC STEPH Prevention

Legal Aid Rural STEHP Prevention

PH - Permanent Supportive Housing

Albany VASH - Albany VISN

CAGC HUD SHP

COI HUD SHP 2009

Columbia Opportunities HHAP 5th Street Supportive Housing

Columbia/Greene Supported Housing

P16

P2S

PH - Rapid Re-Housing

CAGC STEHP Rapid Rehousing

ⁱ Data breakdowns may total less than this number due to differences in data requirements across funders as well as data completeness. Information on reporting methodology and on data completeness may be found at www.caresny.org/.

ⁱⁱ RRH enrollments are considered residential.

ⁱⁱⁱ For 'Persons Served' numbers only: if an individual client is served by **BOTH** Residential and Supportive Services programs within the same report period, the client is counted once in **EACH** total; therefore, adding these numbers may equal more than the total unduplicated number of persons.

^{iv} Data based on **current** age and household composition, which may differ from information reported at admission.

^v Clients may self-identify up to 5 race categories in HMIS; for this report, all clients self-identifying with more than one race are grouped together into the "Multiple Races" category.

^{vi} HUD collects Ethnicity information under the rationale: "To indicate clients who do and do not identify themselves as Hispanic or Latino."

^{vii} Please note that HMIS began using HUD's new definition of chronic homelessness effective 10/1/2015 and all individuals in program on or after that date are measured using this new definition, even if their program start date was prior to the change in definition taking effect.

^{viii} Using the HUD definition of a disabling condition; please see the most recent HUD HMIS Data Standards Manual for further information.