

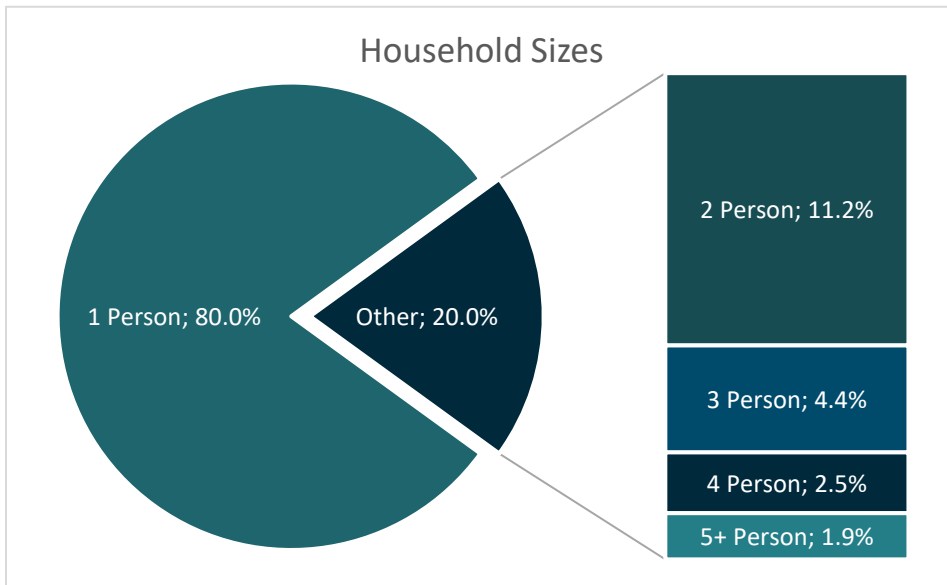
CRHMIS Quarterly Report: 2019 Q2

1/1/2019-3/31/2019

**NY-516 - Clinton County CoC**

**Overview – All Programs**

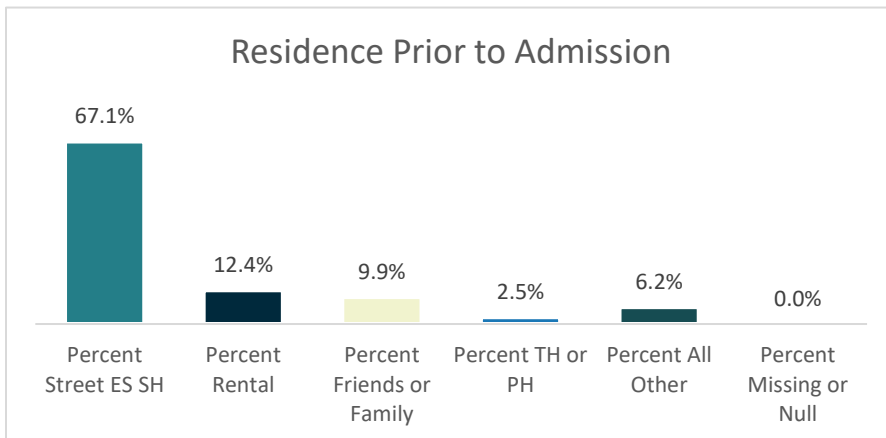
Between 1/1/2019 and 3/31/2019, providers in the Clinton CoC served 541 people experiencing or at risk of experiencing homelessness.<sup>i</sup> Residential programs served 209 people<sup>ii</sup>, and supportive services only (SSO) programs served 332 people.<sup>iii</sup>



There were 366 households in the CoC, including: 312 households without children (containing 334 individuals), 52 households with both adults and children (containing 70 adults and 92 children), and 2 households of only unaccompanied minors (under 18 years of age), containing 5 minors.<sup>iv</sup>

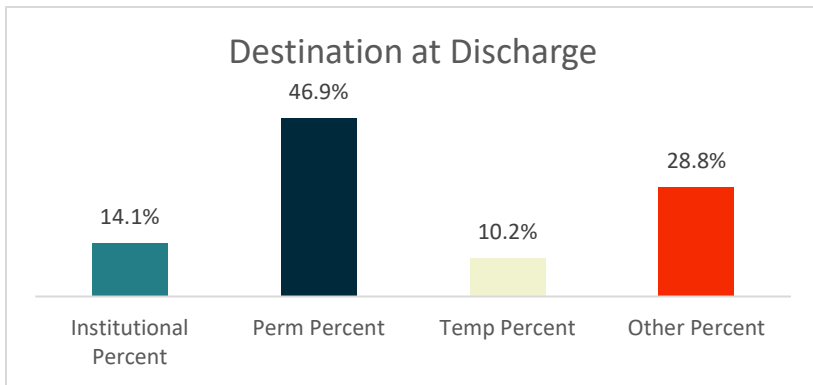
By gender, providers in the CoC served 211 (39.0%) women, 285 (52.7%) men, 2 (0.4%) trans-identified individuals, and 1 (0.2%) gender non-conforming individuals.

The racial breakdown of those served included: 423 (78.2%) White, 31 (5.7%) Black or African-American, 0 (0) Asian, 1 (0.2%) Native Hawaiian or Other Pacific Islander, 5 (0.9%) American Indian or Alaskan Native, and 37 (6.8%) Multiple Races.<sup>v</sup> Regardless of race, 30 (5.5%) individuals identified as Hispanic/Latino in ethnicity.<sup>vi</sup>



Of 404 adults or heads of household, 271 (67.1%) indicated a prior residence of Emergency Shelter, the streets, or Safe Haven. Of these clients, 154 (56.8%) reported one previous episode of homelessness within the last three years. 58 (21.4%), 20 (7.4%), and 20 (7.4%) reported that they had been 2, 3, or 4+ times homeless (respectively) during the same time frame. 19 (7.0%) did not report on this data element.

Of the adults or heads of household who were in program a year or more and received an annual assessment (40), 14 (35.0%) saw an increase in income (cash and cash benefits) between admission and their most recent update, while 5 (12.5%) maintained a stable income of greater than zero.

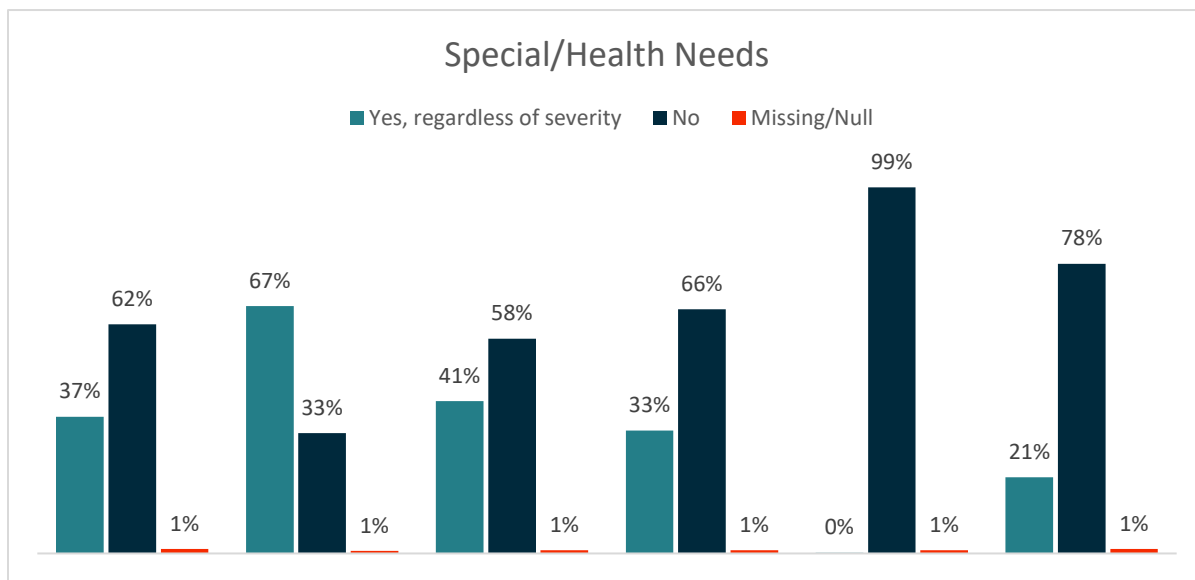


The total number of individuals discharged during the year was 177, which included 152 adults and 25 children. 83 (46.9%) were discharged to a permanent destination. Between admission and discharge, income for 2 (1.3%) clients over 18 rose, while 52 (34.2%) clients over 18 maintained a stable income of greater than zero.

### **Sub-Populations – All Programs**

32 (8.1%) individuals over 18 met the criteria for chronic homelessness at the time of project entry.<sup>vii</sup> 1 out of every 14.1 adults receiving services this year was a veteran (7.1%). Out of the 28 veterans served, 23 (82.1%) reported a disabling condition and 3 (10.7%) met the criteria for chronic homelessness at admission. At admission, 39 clients (9.7%) of all clients were considered youth (18-24 years of age.)

### **Special Needs – HUD and HHS Funded Programs Only**



89.2% of adults (314/352) and 36.7% of children (29/79) in HUD or HHS funded programs self-reported at least one physical, emotional, or other health condition *regardless of whether the condition had become serious enough to be disabling*. Among those reporting multiple conditions, the most significant comorbidity was Mental Health and Substance Use (162). When taking severity of condition into account, 282 adults reported conditions that met the criteria to be considered a disability.<sup>viii</sup>

*Data quality and completeness play a major role in ensuring that these data accurately reflect the work being done within the CoC. Reports regarding the health of these data may be found at [www.caresny.org/](http://www.caresny.org/).*

## Projects Included in Report for NY-516 - Clinton County CoC

### Emergency Shelter

ETC Emergency Shelter

### Homelessness Prevention

ETC STEHP Prevention

### PH - Permanent Supportive Housing

Albany VASH - Albany VISN

ETC - Boynton House

ETC - Champlain Valley S plus C

ETC - Shelter North

ETC Housing - NYSSHP

### PH - Rapid Re-Housing

ETC STEHP Rapid Re-Housing

### Services Only Program

ETC Housing - PATH Services

### Street Outreach

ETC Housing - PATH Outreach

### Transitional Housing

ETC - Champlain Hall - MHAB

ETC - Champlain Hall - MHAB - NYSSHP

---

<sup>i</sup> Data breakdowns may total less than this number due to differences in data requirements across funders as well as data completeness. Information on reporting methodology and on data completeness may be found at [www.caresny.org/](http://www.caresny.org/).

<sup>ii</sup> RRH enrollments are considered residential.

<sup>iii</sup> For 'Persons Served' numbers only: if an individual client is served by **BOTH** Residential and Supportive Services programs within the same report period, the client is counted once in **EACH** total; therefore, adding these numbers may equal more than the total unduplicated number of persons.

<sup>iv</sup> Data based on **current** age and household composition, which may differ from information reported at admission.

<sup>v</sup> Clients may self-identify up to 5 race categories in HMIS; for this report, all clients self-identifying with more than one race are grouped together into the "Multiple Races" category.

<sup>vi</sup> HUD collects Ethnicity information under the rationale: "To indicate clients who do and do not identify themselves as Hispanic or Latino."

<sup>vii</sup> Please note that HMIS began using HUD's new definition of chronic homelessness effective 10/1/2015 and all individuals in program on or after that date are measured using this new definition, even if their program start date was prior to the change in definition taking effect.

<sup>viii</sup> Using the HUD definition of a disabling condition; please see the most recent HUD HMIS Data Standards Manual for further information.