

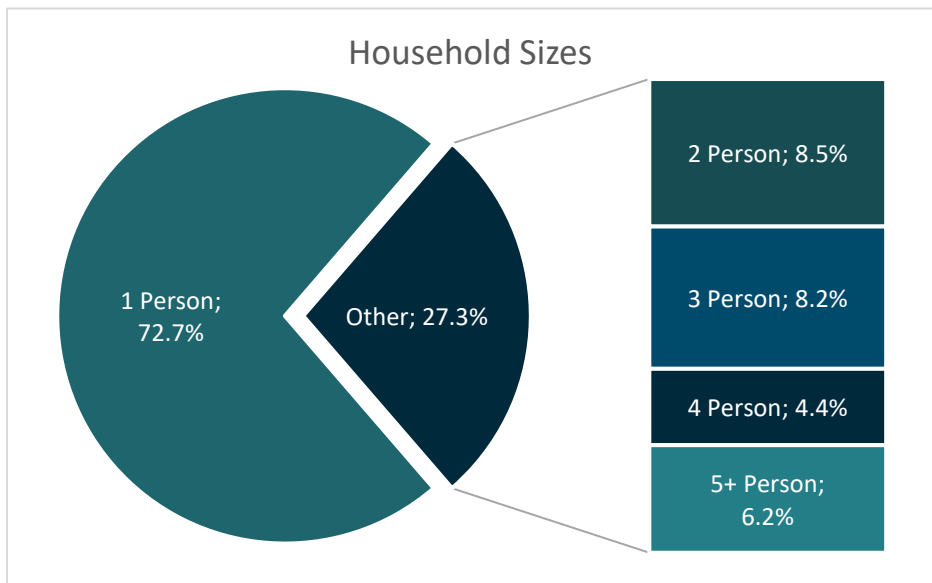
CRHMIS Quarterly Report: 2019 Q2

1/1/2019-3/31/2019

NY-512 - Troy/Rensselaer County CoC

Overview – All Programs

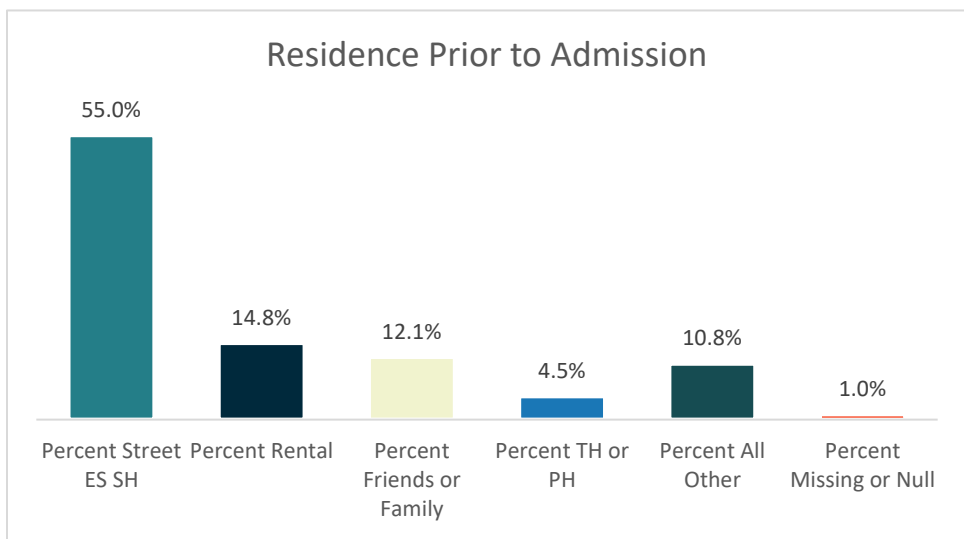
Between 1/1/2019 and 3/31/2019, providers in the Rensselaer CoC served 1302 people experiencing or at risk of experiencing homelessness.ⁱ Residential programs served 1087 peopleⁱⁱ, and supportive services only (SSO) programs served 215 people.ⁱⁱⁱ



There were 753 households in the CoC, including: 559 households without children (containing 577 individuals), 188 households with both adults and children (containing 250 adults and 427 children), and 6 households of only unaccompanied minors (under 18 years of age), containing 12 minors.^{iv}

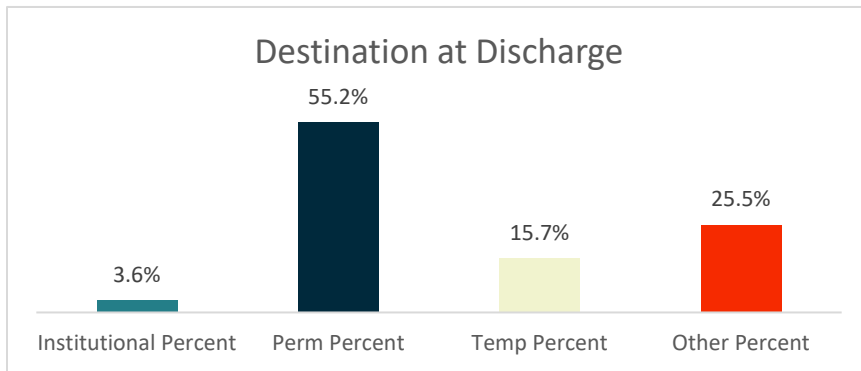
By gender, providers in the CoC served 638 (49.0%) women, 621 (47.7%) men, 7 (0.5%) trans-identified individuals, and 0 (0) gender non-conforming individuals.

The racial breakdown of those served included: 630 (48.4%) White, 533 (40.9%) Black or African-American, 5 (0.4%) Asian, 6 (0.5%) Native Hawaiian or Other Pacific Islander, 11 (0.8%) American Indian or Alaskan Native, and 47 (3.6%) Multiple Races.^v Regardless of race, 202 (15.5%) individuals identified as Hispanic/Latino in ethnicity.^{vi}



Of 827 adults or heads of household, 455 (55.0%) indicated a prior residence of Emergency Shelter, the streets, or Safe Haven. Of these clients, 161 (35.4%) reported one previous episode of homelessness within the last three years. 84 (18.5%), 45 (9.9%), and 149 (32.7%) reported that they had been 2, 3, or 4+ times homeless (respectively) during the same time frame. 16 (3.5%) did not report on this data element.

Of the adults or heads of household who were in program a year or more and received an annual assessment (206), 120 (58.3%) saw an increase in income (cash and cash benefits) between admission and their most recent update, while 14 (6.8%) maintained a stable income of greater than zero.

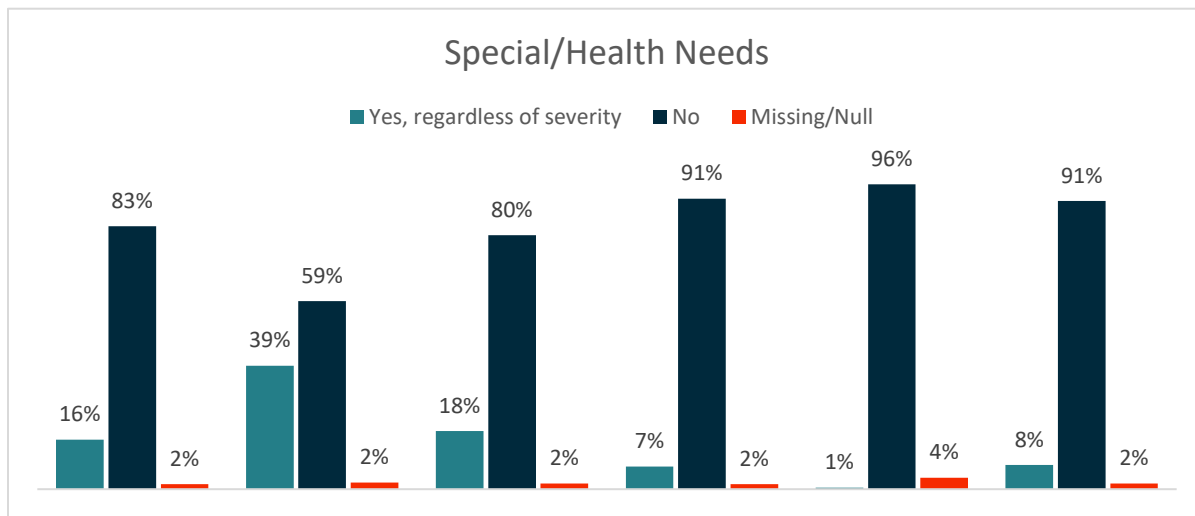


The total number of individuals discharged during the year was 420, which included 293 adults and 127 children. 232 (55.2%) were discharged to a permanent destination. Between admission and discharge, income for 15 (5.1%) clients over 18 rose, while 85 (29.0%) clients over 18 maintained a stable income of greater than zero.

Sub-Populations – All Programs

112 (14.1%) individuals over 18 met the criteria for chronic homelessness at the time of project entry.^{vii} 1 out of every 17.2 adults receiving services this year was a veteran (5.8%). Out of the 46 veterans served, 30 (65.2%) reported a disabling condition and 6 (13.0%) met the criteria for chronic homelessness at admission. At admission, 96 clients (11.6%) of all clients were considered youth (18-24 years of age.)

Special Needs – HUD and HHS Funded Programs Only



74.2% of adults (425/573) and 16.0% of children (68/424) in HUD or HHS funded programs self-reported at least one physical, emotional, or other health condition *regardless of whether the condition had become serious enough to be disabling*. Among those reporting multiple conditions, the most significant comorbidity was Mental Health and Substance Use (159). When taking severity of condition into account, 347 adults reported conditions that met the criteria to be considered a disability.^{viii}

Data quality and completeness play a major role in ensuring that these data accurately reflect the work being done within the CoC. Reports regarding the health of these data may be found at www.caresny.org/.

Projects Included in Report for NY-512 - Troy/Rensselaer County CoC

Emergency Shelter

IPH Medical Respite
JH - Code Blue
JH - Inn From the Cold
JH Emergency Shelter
Rensselaer County DSS - DSS Funded Hotels/Motels
St. Paul's Center
St. Peter's - Veterans Emergency Housing

Homelessness Prevention

AHC - SSVF Homeless Prevention
City of Troy ESG
LASH City of Troy ESG Prevention
LASH Unity House STEHP Prevention
Legal Aid Rural STEHP Prevention
YWCA Rensselaer STEHP Prevention

PH - Permanent Supportive Housing

Albany VASH - Albany VISN
JH - Consolidated
JH Bethune
St. Paul Center Permanent Supportive Housing
St. Peter's - Residence
St. Peter's - Shelter Plus Care THA SP
St. Peter's - SHP
UH 800
UH 800 JH
UH 804 JH
UH 804 UH
UH 804 YW
YWCA Apartment Program
YWCA of Troy Cohoes - SRO Permanent
YWCA of Troy Cohoes Section 8 Mod Rehab

PH - Rapid Re-Housing

AHC - SSVF Rapid Rehousing
City of Troy ESG - TAUM Rapid Rehousing
JH STEHP Rapid Rehousing
LASH City of Troy ESG Rapid Re-Housing
St Paul Center - STEHP Rapid Rehousing

Street Outreach

JH Homeless Outreach

Transitional Housing

YWCA GCR Women in Transition

ⁱ Data breakdowns may total less than this number due to differences in data requirements across funders as well as data completeness. Information on reporting methodology and on data completeness may be found at www.caresny.org/.

ⁱⁱ RRH enrollments are considered residential.

ⁱⁱⁱ For 'Persons Served' numbers only: if an individual client is served by **BOTH** Residential and Supportive Services programs within the same report period, the client is counted once in **EACH** total; therefore, adding these numbers may equal more than the total unduplicated number of persons.

^{iv} Data based on **current** age and household composition, which may differ from information reported at admission.

^v Clients may self-identify up to 5 race categories in HMIS; for this report, all clients self-identifying with more than one race are grouped together into the "Multiple Races" category.

^{vi} HUD collects Ethnicity information under the rationale: "To indicate clients who do and do not identify themselves as Hispanic or Latino."

^{vii} Please note that HMIS began using HUD's new definition of chronic homelessness effective 10/1/2015 and all individuals in program on or after that date are measured using this new definition, even if their program start date was prior to the change in definition taking effect.

^{viii} Using the HUD definition of a disabling condition; please see the most recent HUD HMIS Data Standards Manual for further information.