

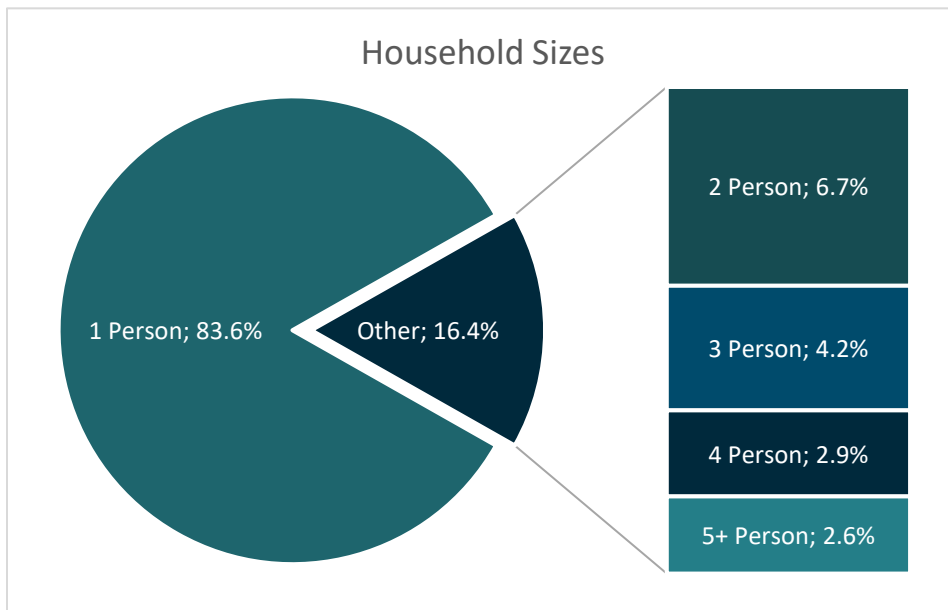
CRHMIS Quarterly Report: 2019 Q2

1/1/2019-3/31/2019

NY-507 - Schenectady City & County CoC

Overview – All Programs

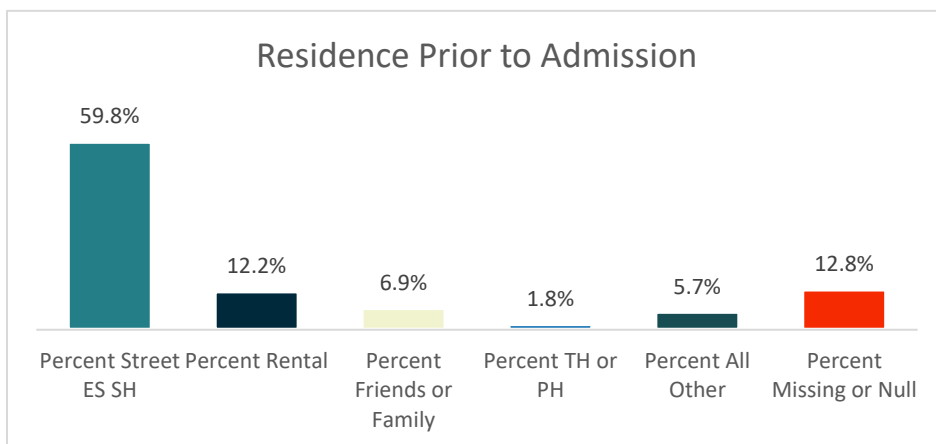
Between 1/1/2019 and 3/31/2019, providers in the Schenectady CoC served 2051 people experiencing or at risk of experiencing homelessness.ⁱ Residential programs served 1453 peopleⁱⁱ, and supportive services only (SSO) programs served 598 people.ⁱⁱⁱ



There were 1431 households in the CoC, including: 1175 households without children (containing 1212 individuals), 194 households with both adults and children (containing 261 adults and 387 children), and 62 households of only unaccompanied minors (under 18 years of age), containing 82 minors.^{iv}

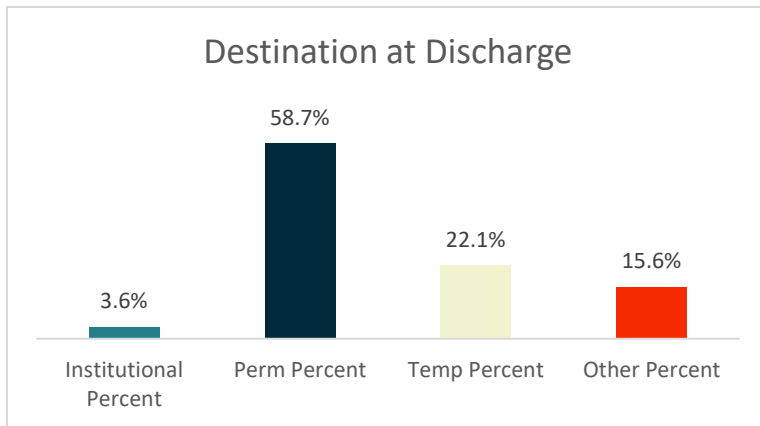
By gender, providers in the CoC served 904 (44.1%) women, 1015 (49.5%) men, 5 (0.2%) trans-identified individuals, and 1 (0.0%) gender non-conforming individuals.

The racial breakdown of those served included: 775 (37.8%) White, 885 (43.1%) Black or African-American, 9 (0.4%) Asian, 25 (1.2%) Native Hawaiian or Other Pacific Islander, 31 (1.5%) American Indian or Alaskan Native, and 181 (8.8%) Multiple Races.^v Regardless of race, 318 (15.5%) individuals identified as Hispanic/Latino in ethnicity.^{vi}



Of 1512 adults or heads of household, 904 (59.8%) indicated a prior residence of Emergency Shelter, the streets, or Safe Haven. Of these clients, 463 (51.2%) reported one previous episode of homelessness within the last three years. 162 (17.9%), 71 (7.9%), and 200 (22.1%) reported that they had been 2, 3, or 4+ times homeless (respectively) during the same time frame. 8 (0.9%) did not report on this data element.

Of the adults or heads of household who were in program a year or more and received an annual assessment (339), 118 (34.8%) saw an increase in income (cash and cash benefits) between admission and their most recent update, while 73 (21.5%) maintained a stable income of greater than zero.

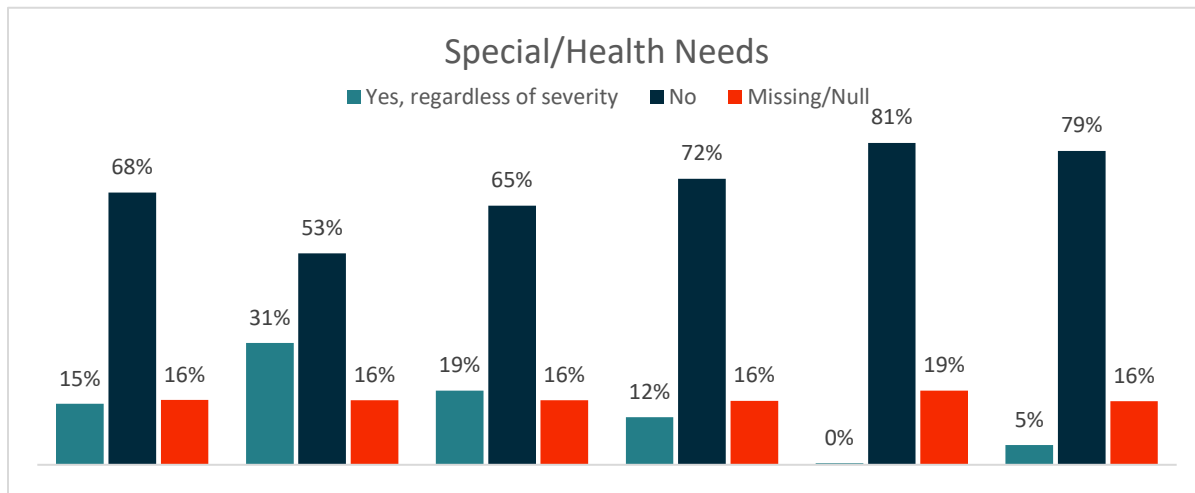


The total number of individuals discharged during the year was 588, which included 438 adults and 150 children. 345 (58.7%) were discharged to a permanent destination. Between admission and discharge, income for 21 (4.8%) clients over 18 rose, while 165 (37.7%) clients over 18 maintained a stable income of greater than zero.

Sub-Populations – All Programs

116 (8.5%) individuals over 18 met the criteria for chronic homelessness at the time of project entry.^{vii} 1 out of every 15.1 adults receiving services this year was a veteran (6.6%). Out of the 90 veterans served, 49 (54.4%) reported a disabling condition and 7 (7.8%) met the criteria for chronic homelessness at admission. At admission, 261 clients (17.7%) of all clients were considered youth (18-24 years of age.)

Special Needs – HUD and HHS Funded Programs Only



57.3% of adults (467/815) and 11.3% of children (34/301) in HUD or HHS funded programs self-reported at least one physical, emotional, or other health condition *regardless of whether the condition had become serious enough to be disabling*. Among those reporting multiple conditions, the most significant comorbidity was Mental Health and Substance Use (155). When taking severity of condition into account, 376 adults reported conditions that met the criteria to be considered a disability.^{viii}

Data quality and completeness play a major role in ensuring that these data accurately reflect the work being done within the CoC. Reports regarding the health of these data may be found at www.caresny.org/.

Projects Included in Report for NY-507 - Schenectady City & County CoC

Emergency Shelter

Bethesda House Emergency Veterans Initiative
Bethesda House Overnight Emergency Shelter
City Mission of Schenectady Family Life Center
City Mission of Schenectady Shelter
Safe Inc of Sch'dy - SAFE House
SCDSS - Home Connections Family
SCDSS - Schen Co - Home Connections ES

Homelessness Prevention

AHC - SSVF Homeless Prevention
Bethesda House of Schenectady HOME Prevention
Safe Inc - Community Coaching
SCAP STEHP LEGAL AID Prevention
SCAP STEHP Prevention
SCAP-ESG-Court Advocacy
SCAP-ESG-Court Advocacy Prevention LASH
VCHC SSVF Prevention

PH - Permanent Supportive Housing

Albany VASH - Albany VISN
Bethesda House - Beacon Residential Program
Bethesda House Liberty House
Bethesda House Lighthouse
Bethesda House Pathways To The Future
Mohawk Opportunities Continuum of Care Program - 14 Unit
Mohawk Opportunities Permanent Supported Housing Program
New Choices Recovery Center - Shelter Plus Care
SCAP - Housing For Health
SCAP PHP 27
SCAP Shelter Plus Care Program
Schenectady YMCA - SRO
YMCA - Development at Broadway Mod Rehab SRO
YMCA of Schenectady Shelter Plus Care -DUP09A 10 unit
YMCA of Schenectady Shelter Plus Care -DUP09B 20 unit
YWCA Schenectady - Main Building
YWCA Schenectady Rosa's House Expansion

PH - Rapid Re-Housing

AHC - SSVF Rapid Rehousing
Bethesda House of Schenectady HOME Rapid Re-housing
BH STEHP Rapid Re-Housing
SCAP - CoC Rapid Re-Housing
SCAP STEHP Rapid Rehousing
VCHC SSVF Program Rapid Rehousing

Services Only Program

LASH Schenectady

Safe Inc of Sch'dy - Project Safe/Life Skills Program

SCAP ESSHI at Hillside View

SCAP Supportive Housing Solutions

SCDSS - Schen Co - Home Connections CM

Street Outreach

CAPTAIN RHY Outreach

Safe Inc - Outreach

Transitional Housing

City Mission of Schenectady Transitional Housing

SCAP Sojourn House

ⁱ Data breakdowns may total less than this number due to differences in data requirements across funders as well as data completeness. Information on reporting methodology and on data completeness may be found at www.caresny.org/.

ⁱⁱ RRH enrollments are considered residential.

ⁱⁱⁱ For 'Persons Served' numbers only: if an individual client is served by **BOTH** Residential and Supportive Services programs within the same report period, the client is counted once in **EACH** total; therefore, adding these numbers may equal more than the total unduplicated number of persons.

^{iv} Data based on **current** age and household composition, which may differ from information reported at admission.

^v Clients may self-identify up to 5 race categories in HMIS; for this report, all clients self-identifying with more than one race are grouped together into the "Multiple Races" category.

^{vi} HUD collects Ethnicity information under the rationale: "To indicate clients who do and do not identify themselves as Hispanic or Latino."

^{vii} Please note that HMIS began using HUD's new definition of chronic homelessness effective 10/1/2015 and all individuals in program on or after that date are measured using this new definition, even if their program start date was prior to the change in definition taking effect.

^{viii} Using the HUD definition of a disabling condition; please see the most recent HUD HMIS Data Standards Manual for further information.