

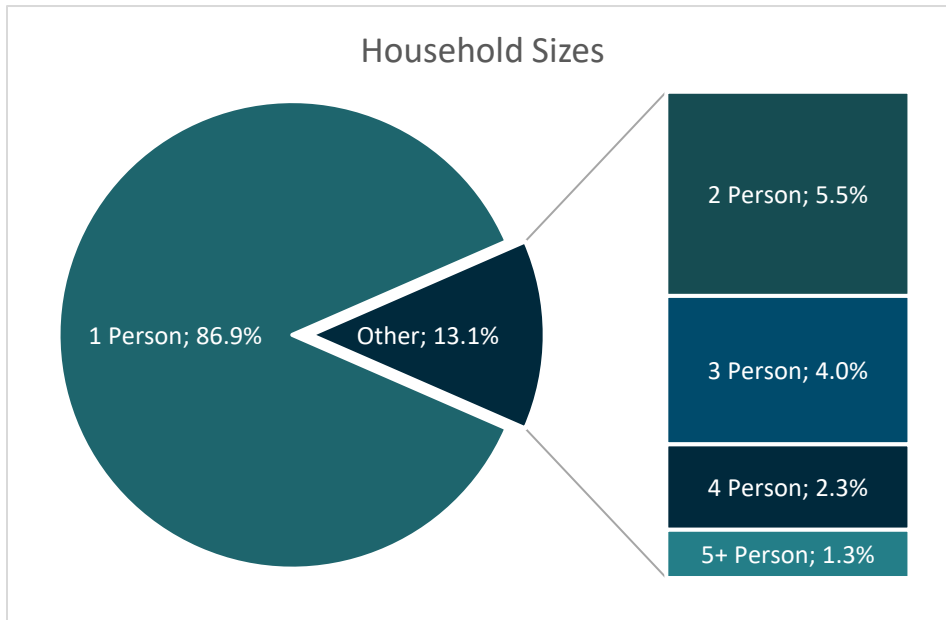
CRHMIS Quarterly Report: 2019 Q2

1/1/2019-3/31/2019

**NY-503 - Albany City & County CoC**

**Overview – All Programs**

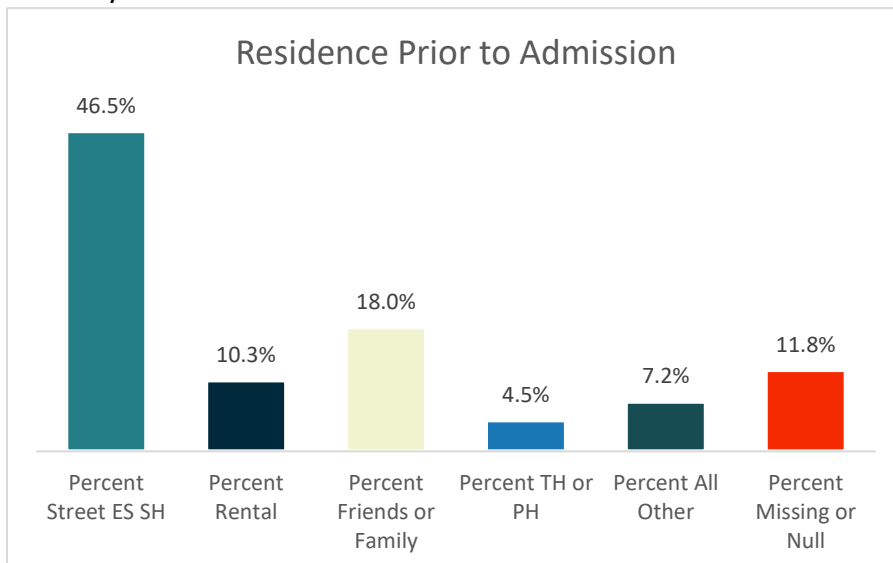
Between 1/1/2019 and 3/31/2019, providers in the Albany CoC served 2921 people experiencing or at risk of experiencing homelessness.<sup>i</sup> Residential programs served 1990 people<sup>ii</sup>, and supportive services only (SSO) programs served 931 people.<sup>iii</sup>



There were 2251 households in the CoC, including: 1769 households without children (containing 1813 individuals), 252 households with both adults and children (containing 308 adults and 500 children), and 230 households of only unaccompanied minors (under 18 years of age), containing 235 minors.<sup>iv</sup>

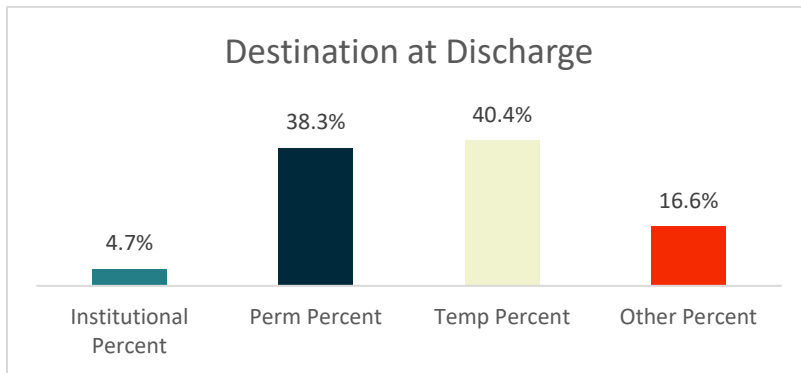
By gender, providers in the CoC served 1057 (36.2%) women, 1600 (54.8%) men, 15 (0.5%) trans-identified individuals, and 3 (0.1%) gender non-conforming individuals.

The racial breakdown of those served included: 891 (30.5%) White, 1544 (52.9%) Black or African-American, 7 (0.2%) Asian, 6 (0.2%) Native Hawaiian or Other Pacific Islander, 41 (1.4%) American Indian or Alaskan Native, and 176 (6.0%) Multiple Races.<sup>v</sup> Regardless of race, 372 (12.7%) individuals identified as Hispanic/Latino in ethnicity.<sup>vi</sup>



Of 2326 adults or heads of household, 1082 (46.5%) indicated a prior residence of Emergency Shelter, the streets, or Safe Haven. Of these clients, 463 (42.8%) reported one previous episode of homelessness within the last three years. 177 (16.4%), 98 (9.1%), and 264 (24.4%) reported that they had been 2, 3, or 4+ times homeless (respectively) during the same time frame. 80 (7.4%) did not report on this data element.

Of the adults or heads of household who were in program a year or more and received an annual assessment (471), 227 (48.2%) saw an increase in income (cash and cash benefits) between admission and their most recent update, while 87 (18.5%) maintained a stable income of greater than zero.

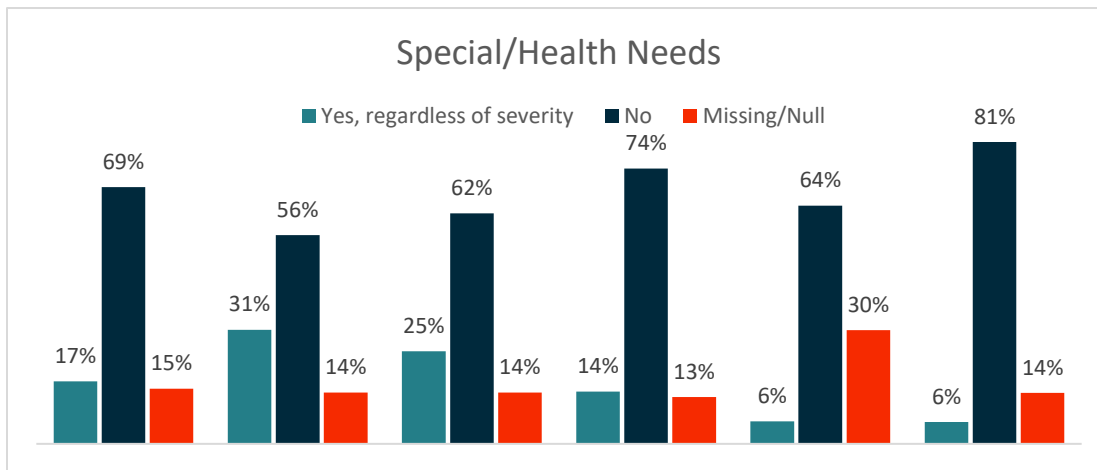


The total number of individuals discharged during the year was 737, which included 543 adults and 194 children. 282 (38.3%) were discharged to a permanent destination. Between admission and discharge, income for 26 (4.8%) clients over 18 rose, while 178 (32.8%) clients over 18 maintained a stable income of greater than zero.

### **Sub-Populations – All Programs**

189 (9.6%) individuals over 18 met the criteria for chronic homelessness at the time of project entry.<sup>vii</sup> 1 out of every 5.2 adults receiving services this year was a veteran (19.2%). Out of the 380 veterans served, 292 (76.8%) reported a disabling condition and 19 (5.0%) met the criteria for chronic homelessness at admission. At admission, 323 clients (15.2%) of all clients were considered youth (18-24 years of age.)

### **Special Needs – HUD and HHS Funded Programs Only**



62.5% of adults (1120/1793) and 11.4% of children (65/572) in HUD or HHS funded programs self-reported at least one physical, emotional, or other health condition *regardless of whether the condition had become serious enough to be disabling*. Among those reporting multiple conditions, the most significant comorbidity was Mental Health and Substance Use (358). When taking severity of condition into account, 819 adults reported conditions that met the criteria to be considered a disability.<sup>viii</sup>

*Data quality and completeness play a major role in ensuring that these data accurately reflect the work being done within the CoC. Reports regarding the health of these data may be found at [www.caresny.org/](http://www.caresny.org/).*

## **Projects Included in Report for NY-503 - Albany City & County CoC**

### **Emergency Shelter**

ACDSS - Hotel Motel Vouchers  
ACDSS - Schuyler Inn  
AHC - Community Contract Beds  
IPH - Emergency Shelter  
IPH - Safe Haven  
Marillac Shelter  
Mercy House  
SAI Basic Center Program Shelter  
SPARC Morton Avenue Shelter  
St. Charles Lwanga Center

### **Homelessness Prevention**

AHC - SSVF Homeless Prevention  
City of Albany ESG- LASH - ESG Prevention  
City of Albany ESG- UTA - ESG  
SAI Basic Center Program Prevention

### **PH - Permanent Supportive Housing**

AHC - 334 Clinton Ave (SRO)  
AHC - Permanent Supportive Housing for Homeless Veteran's  
AHC - S plus C for Homeless Vets with Disabilities  
AHC - WALTER STREET RESIDENCE  
Albany SAIL SH  
Albany VASH - Albany VISN  
CAPS- 100 Clinton Ave Apartments  
CARES Apartments - Other Funding Sources  
Cares- Project Based Rental Assistance for Homeless Persons Living With HIV/AIDS (Yr 2)  
Cares- Shelter Plus Care Program for Persons with Disabilities (Yr 3)  
CCHO - Scattersite  
Damien Center - The Madison Apartments FY2016  
Damien Center of Albany Shelter Plus Care  
Damien Center PSH  
DePaul II SHP  
DePaul Residence  
HAC - SRO  
HATAS - Pathways Project  
HATAS - Pathways Project 2  
HATAS - S Plus C Program  
HATAS MH Tenant Based Rental Assistance  
Hope House Shelter Plus Care  
Individual Supported Housing  
IPH - Hope Through Housing  
IPH - Sheridan Ave Housing Project - NEW  
IPH- Sheridan Ave Housing Project II  
Multi-Division Housing - IPH HATAS St Catherine's Collaborative  
SPARC Shelter Plus Care  
Support Ministries - Arvilla House  
Support Ministries - Project HELP  
Supported Housing Plus

TA - HHAP 26 Trinity Place

Waldorf Residence

### PH - Rapid Re-Housing

AHC - Rapid Rehousing for Homeless Veterans(2016)

AHC - SSVF Rapid Rehousing

Albany County STEHP - LASH Rapid Re-Housing

HATAS STEHP Rapid Rehousing

HATAS The Next Step RRH

Legal Aid Rapid Rehousing for Families FY2016

### Services Only Program

AHC - CASE MANAGEMENT & ASSESSMENT

### Street Outreach

Equinox Street Outreach

HAC - JH STEHP Van Outreach

### Transitional Housing

ACCA-Vista House

AHC - OPERATIONS AT 280 CLINTON AVENUE

AHC - VETERANS HOUSE-ADDITION

AHC - VETERANS HOUSE-MAIN

Equinox - Transitional Living

Equinox- Project Independence

Mercy House Transitional

Support Ministries - Perry House

---

<sup>i</sup> Data breakdowns may total less than this number due to differences in data requirements across funders as well as data completeness. Information on reporting methodology and on data completeness may be found at [www.caresny.org/](http://www.caresny.org/).

<sup>ii</sup> RRH enrollments are considered residential.

<sup>iii</sup> For 'Persons Served' numbers only: if an individual client is served by **BOTH** Residential and Supportive Services programs within the same report period, the client is counted once in **EACH** total; therefore, adding these numbers may equal more than the total unduplicated number of persons.

<sup>iv</sup> Data based on **current** age and household composition, which may differ from information reported at admission.

<sup>v</sup> Clients may self-identify up to 5 race categories in HMIS; for this report, all clients self-identifying with more than one race are grouped together into the "Multiple Races" category.

<sup>vi</sup> HUD collects Ethnicity information under the rationale: "To indicate clients who do and do not identify themselves as Hispanic or Latino."

<sup>vii</sup> Please note that HMIS began using HUD's new definition of chronic homelessness effective 10/1/2015 and all individuals in program on or after that date are measured using this new definition, even if their program start date was prior to the change in definition taking effect.

<sup>viii</sup> Using the HUD definition of a disabling condition; please see the most recent HUD HMIS Data Standards Manual for further information.