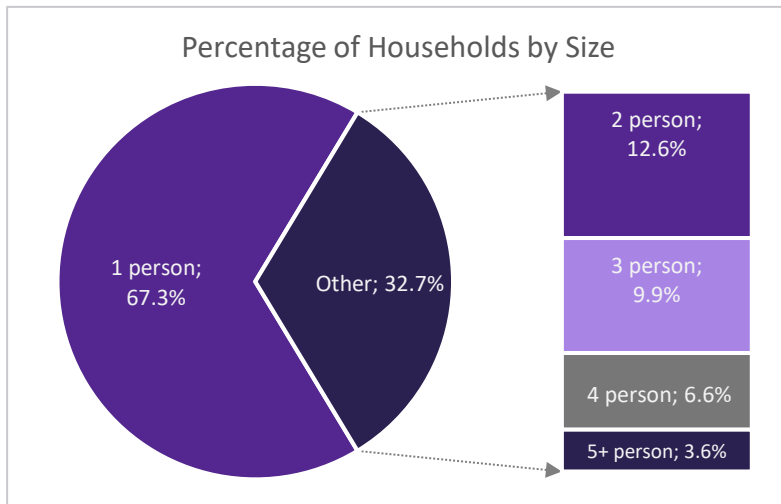




*Federal Fiscal Year 2019 Quarter 1 Report*  
**NY-608 - Kingston/Ulster County CoC**  
 10/1/2018 - 12/31/2018

**Overview – All Programs**

Between 10/1/2018 and 12/31/2018, providers in the Ulster CoC served 930 people experiencing or at risk of experiencing homelessness.<sup>i</sup> Residential programs served 893 people<sup>ii</sup>, and supportive services only (SSO) programs served 37 people.<sup>iii</sup>



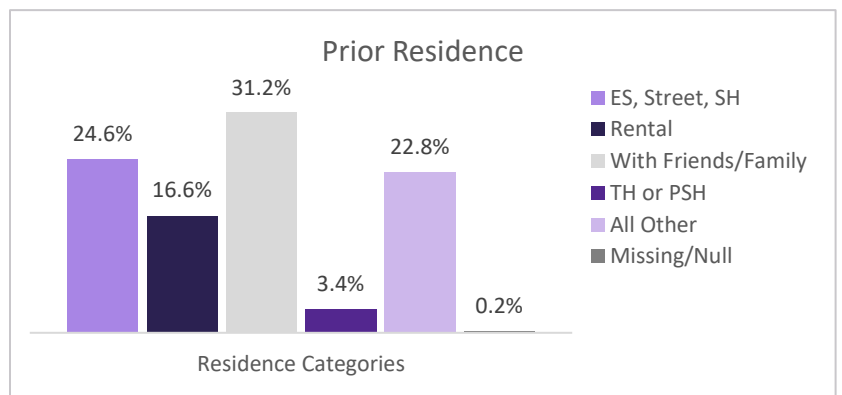
There were 548 households in the CoC, including: 339 households without children (containing 355 individuals), 167 households with both adults and children (containing 222 adults and 307 children), and 42 households of only unaccompanied minors (under 18 years of age), containing 42 minors.<sup>iv</sup>

By gender, providers in the CoC served 458 (49.2%) women, 467 (50.2%) men, 1 (0.1%) trans-identified individuals, and no gender non-conforming individuals.

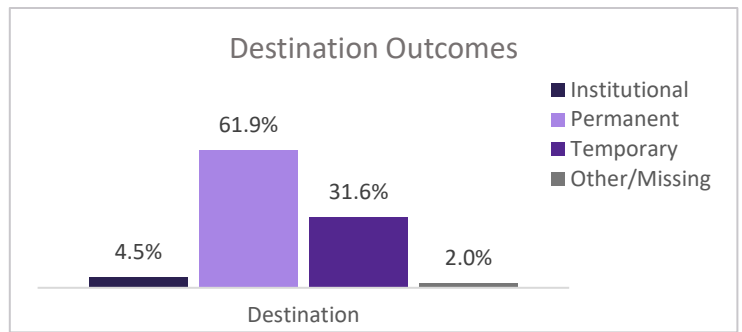
The racial breakdown of those served included: 586 (63.0%) White, 263 (28.3%) Black or African-American, 8 (0.9%) Native Hawaiian or Other Pacific Islander, 8 (0.9%) American Indian or Alaskan Native, and 58 (6.2%) Multiple Races.<sup>v</sup> Regardless of race, 132 (14.2%) individuals identified as Hispanic/Latino in ethnicity.<sup>vi</sup>

Of 609 adults or heads of household, 150 (24.6%) indicated a prior residence of Emergency Shelter, the streets, or Safe Haven. Of these clients, 77 (51.3%) reported one previous episode of homelessness within the last three years. 24 (16.0%), 15 (10.0%), and 39 (26.0%) reported that they had been 2, 3, or 4+ times homeless (respectively) during the same time frame. 0 did not report on this data element.

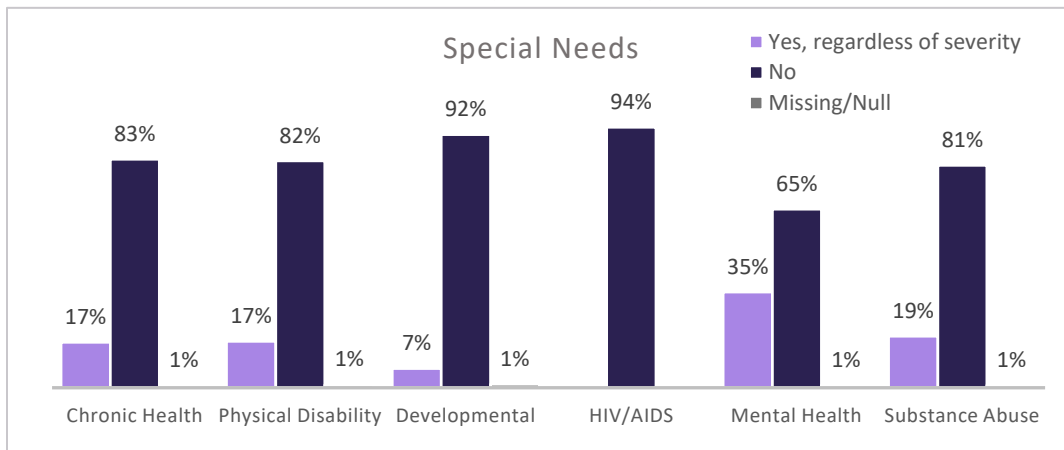
Of the adults or heads of household who were in program a year or more and received an annual assessment (52), 17 (32.7%) saw an increase in income (cash and cash benefits) between admission and their most recent update, while 16 (30.8%) maintained a stable income of greater than zero.



The total number of individuals discharged during the quarter was 396, which included 245 adults and 151 children. 245 (61.9%) were discharged to a permanent destination. Between admission and discharge, income for 6 (2.4%) clients over 18 rose, while 80 (32.7%) clients over 18 maintained a stable income of greater than zero.



### **Special Needs – HUD and HHS Funded Programs Only**



69.2% of adults (399/577) and 13.8% of children (48/349) in HUD or HHS funded programs self-reported at least one physical, emotional, or other health condition *regardless of whether the condition had become serious enough to be disabling*. Among those reporting multiple conditions, the most significant comorbidity was Mental Health and Substance Use (119). When taking severity of condition into account, 298 adults reported conditions that met the criteria to be considered a disability.<sup>vii</sup>

### **Sub-Populations – All Programs**

27 (4.9%) individuals over 18 met the criteria for chronic homelessness at the time of project entry. 1 out of every 21.2 adults receiving services this quarter was a veteran (4.7%). Out of the 26 veterans served, 16 (61.5%) reported a disabling condition and 2 (7.7%) met the criteria for chronic homelessness at admission. At admission, 79 clients (13.7%) of all clients were considered youth (18-24 years of age.)

*Data quality and completeness play a major role in ensuring that these data accurately reflect the work being done within the CoC. CARES reports on the health of HMIS data monthly, and this information may be found at [www.caresny.org/](http://www.caresny.org/).*

<sup>i</sup> Data breakdowns may total less than the overall total due to differences in data reporting across funders as well as data completeness. Information on **reporting methodology** and on **data completeness** may be found at [www.caresny.org/](http://www.caresny.org/).

<sup>ii</sup> For this report RRH enrollments are considered residential.

<sup>iii</sup> For these 'Persons Served' numbers only: if an individual client is served by **BOTH** Residential and Supportive Services programs within the same quarter, the client is counted once in Residential **AND** once in Supportive Services. Therefore, adding these two numbers may equal more than the total unduplicated number of persons served.

<sup>iv</sup> Data is based on **current** age and household composition, which may differ from information reported at admission.

<sup>v</sup> Clients may self-identify up to 5 race categories; for this report, all clients self-identifying with more than one race are grouped together into the "Multiple Races" category.

<sup>vi</sup> HUD collects Ethnicity under the rationale: "To indicate clients who do and do not identify themselves as Hispanic or Latino."

<sup>vii</sup> As per the HUD definition of a disabling condition; please see the most recent HUD HMIS Data Standards Manual for further information.

## **Projects Included in Report for NY-608 - Kingston/Ulster County CoC**

### **Emergency Shelter**

FOW Darmstadt  
FOW Family House  
FOW Family Inn  
Ulster DSS Voucher Beds

### **Homelessness Prevention**

Legal Services of the Hudson Valley STEHP

### **PH - Permanent Supportive Housing**

Albany VASH - Albany VISN  
FOW ACMS SHP 1 Families  
FOW ACMS SHP 2 Families  
FOW Adult CMS - Families  
FOW Adult CMS - SRO  
GCI Ulster Family Supported  
PEOPLE Home Again Project  
RUPCO Hasbrouck Apts.  
RUPCO Newburgh Land Bank (ESSHI Grant)  
Ulster OASAS Shelter Plus Care

### **PH - Rapid Re-Housing**

FOW Rapid Rehousing  
RUPCO ESG Program

### **Transitional Housing**

FOW Midway I