

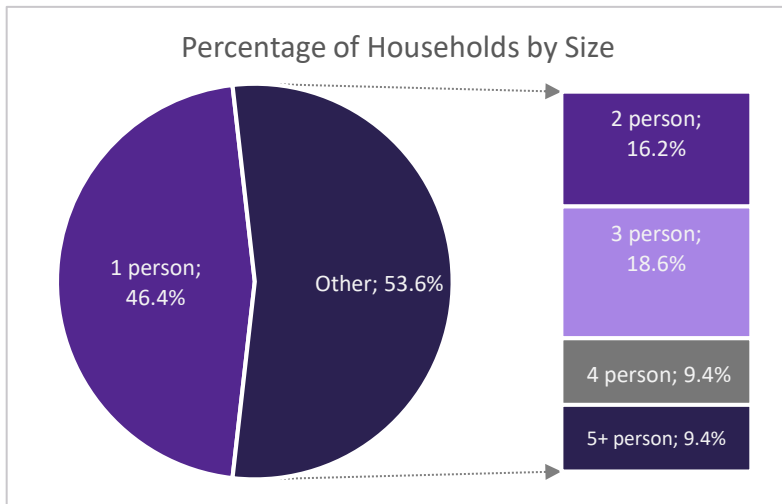
Federal Fiscal Year 2019 Quarter 1 Report

NY-606 - Rockland County CoC

10/1/2018 - 12/31/2018

Overview – All Programs

Between 10/1/2018 and 12/31/2018, providers in the Rockland CoC served 960 people experiencing or at risk of experiencing homelessness.ⁱ Residential programs served 189 peopleⁱⁱ, and supportive services only (SSO) programs served 771 people.ⁱⁱⁱ



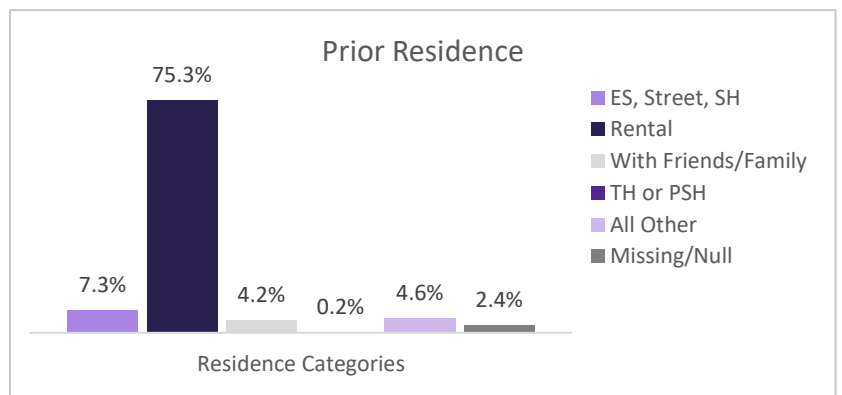
There were 425 households in the CoC, including: 264 households without children (containing 381 individuals), 153 households with both adults and children (containing 278 adults and 284 children), and 8 households of only unaccompanied minors (under 18 years of age), containing 13 minors.^{iv}

By gender, providers in the CoC served 511 (53.2%) women, 416 (43.3%) men, and no trans-identified or gender non-conforming individuals.

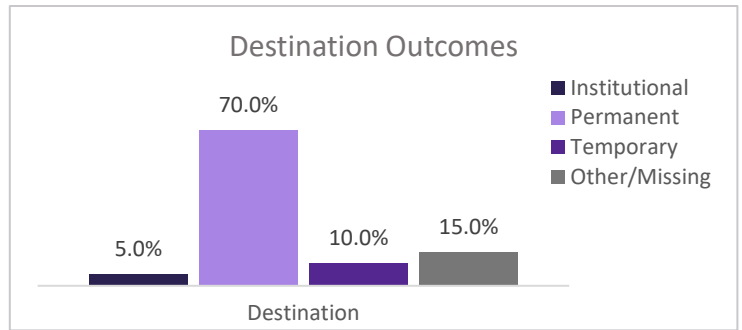
The racial breakdown of those served included: 257 (26.8%) White, 405 (42.2%) Black or African-American, 3 (0.3%) Asian, 1 (0.1%) Native Hawaiian or Other Pacific Islander, 2 (0.2%) American Indian or Alaskan Native, and 6 (0.6%) Multiple Races.^v Regardless of race, 135 (14.1%) individuals identified as Hispanic/Latino in ethnicity.^{vi}

Of 659 adults or heads of household, 48 (7.3%) indicated a prior residence of Emergency Shelter, the streets, or Safe Haven. Of these clients, 17 (35.4%) reported one previous episode of homelessness within the last three years. 4 (8.3%), 4 (8.3%), and 17 (35.4%) reported that they had been 2, 3, or 4+ times homeless (respectively) during the same time frame. 6 (12.5%) did not report on this data element.

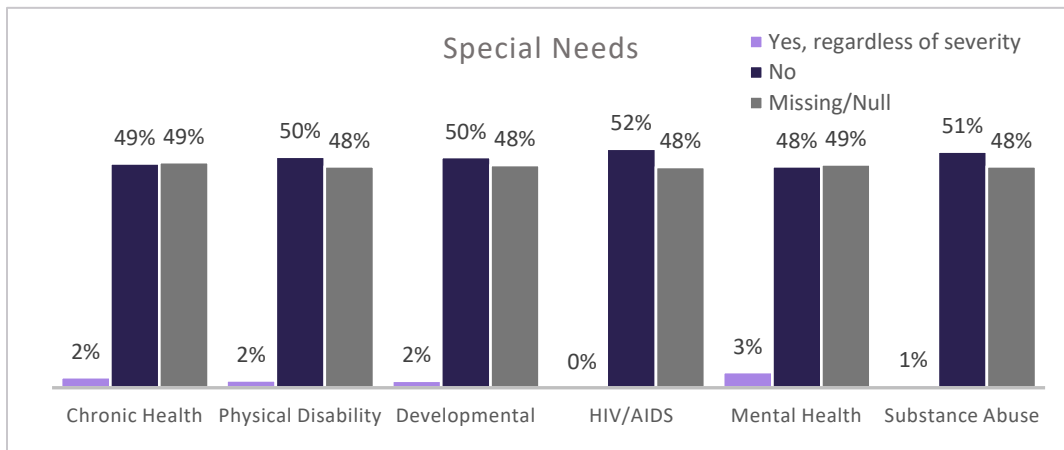
Of the adults or heads of household who were in program a year or more and received an annual assessment (6), 2 (33.3%) saw an increase in income (cash and cash benefits) between admission and their most recent update, while 2 (33.3%) maintained a stable income of greater than zero.



The total number of individuals discharged during the quarter was 40, which included 20 adults and 20 children. 28 (70.0%) were discharged to a permanent destination. Between admission and discharge, income for 7 (35.0%) clients over 18 rose, while 1 (5.0%) clients over 18 maintained a stable income of greater than zero.



Special Needs – HUD and HHS Funded Programs Only



8.1% of adults (48/591) and 1.8% of children (5/271) in HUD or HHS funded programs self-reported at least one physical, emotional, or other health condition *regardless of whether the condition had become serious enough to be disabling*. Among those reporting multiple conditions, the most significant comorbidity was Mental Health and Substance Use (5). When taking severity of condition into account, 34 adults reported conditions that met the criteria to be considered a disability.^{vii}

Sub-Populations – All Programs

16 (2.8%) individuals over 18 met the criteria for chronic homelessness at the time of project entry. 1 out of every 24.7 adults receiving services this quarter was a veteran (4.0%). Out of the 23 veterans served, 11 (47.8%) reported a disabling condition and 2 (8.7%) met the criteria for chronic homelessness at admission. At admission, 119 clients (18.1%) of all clients were considered youth (18-24 years of age.)

Data quality and completeness play a major role in ensuring that these data accurately reflect the work being done within the CoC. CARES reports on the health of HMIS data monthly, and this information may be found at www.caresny.org/.

ⁱ Data breakdowns may total less than the overall total due to differences in data reporting across funders as well as data completeness. Information on **reporting methodology** and on **data completeness** may be found at www.caresny.org/.

ⁱⁱ For this report RRH enrollments are considered residential.

ⁱⁱⁱ For these 'Persons Served' numbers only: if an individual client is served by **BOTH** Residential and Supportive Services programs within the same quarter, the client is counted once in Residential **AND** once in Supportive Services. Therefore, adding these two numbers may equal more than the total unduplicated number of persons served.

^{iv} Data is based on **current** age and household composition, which may differ from information reported at admission.

^v Clients may self-identify up to 5 race categories; for this report, all clients self-identifying with more than one race are grouped together into the "Multiple Races" category.

^{vi} HUD collects Ethnicity under the rationale: "To indicate clients who do and do not identify themselves as Hispanic or Latino."

^{vii} As per the HUD definition of a disabling condition; please see the most recent HUD HMIS Data Standards Manual for further information.

Projects Included in Report for NY-606 - Rockland County CoC

Emergency Shelter

RC CCSR The Inn Warming Center

RC DSS Emergency Family Shelter

Homelessness Prevention

CCSR ESG Homeless Prevention

Legal Aid RC ESG Legal Services

PH - Permanent Supportive Housing

Conway House

Fred Hecht Affordable Apartments

Homes for Heroes

RC DSS PSH

RCOCD Permanent Disability Housing

RCOCD Permanent Disability Housing (2)

PH - Rapid Re-Housing

Helping Hands Rapid Rehousing Program

RCDSS - RRH 2

RCDSS Rockland County Rapid Rehousing (2014)

Transitional Housing

Open Arms Mens Community Residence