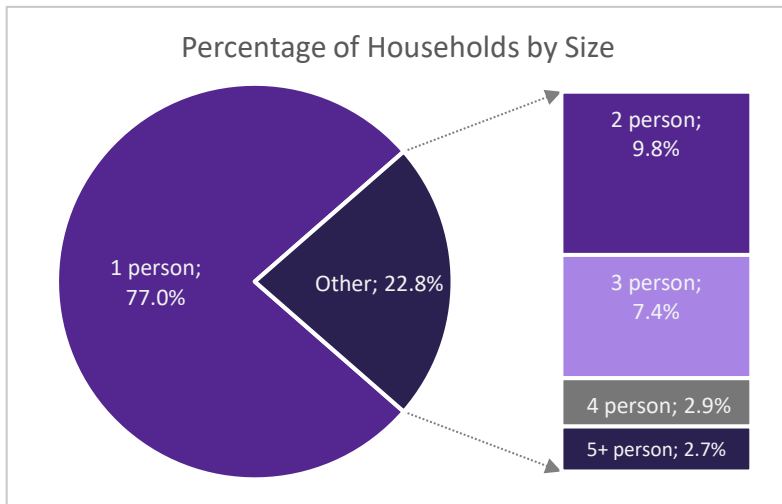


NY-523 - Glen Falls, Saratoga Springs/Saratoga, Washington, Warren, & Hamilton Counties CoC

10/1/2018 - 12/31/2018

Overview – All Programs

Between 10/1/2018 and 12/31/2018, providers in the Saratoga, Washington, Warren, & Hamilton Counties CoC served 601 people experiencing or at risk of experiencing homelessness.ⁱ Residential programs served 409 peopleⁱⁱ, and supportive services only (SSO) programs served 192 people.ⁱⁱⁱ



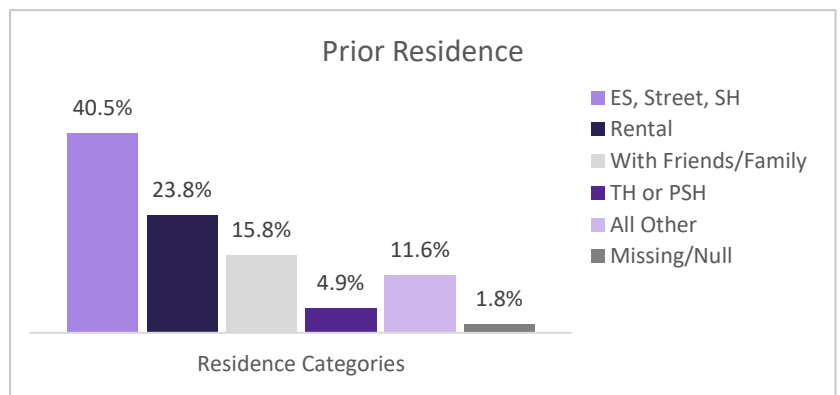
There were 408 households in the CoC, including: 308 households without children (containing 333 individuals), 78 households with both adults and children (containing 99 adults and 141 children), and 22 households of only unaccompanied minors (under 18 years of age), containing 24 minors.^{iv}

By gender, providers in the CoC served 257 (42.8%) women, 329 (54.7%) men, 4 (0.7%) trans-identified individuals, and no gender non-conforming individuals.

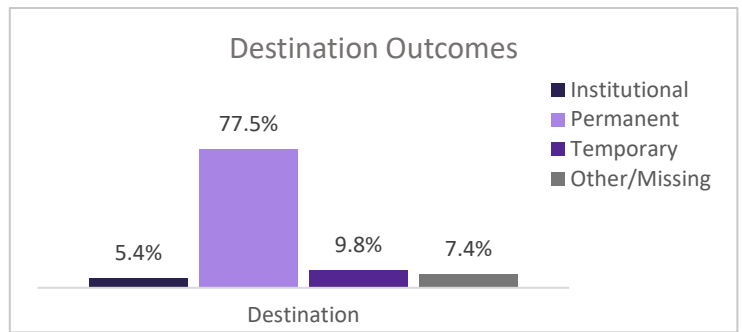
The racial breakdown of those served included: 467 (77.7%) White, 73 (12.1%) Black or African-American, 2 (0.3%) Asian, 2 (0.3%) Native Hawaiian or Other Pacific Islander, 5 (0.8%) American Indian or Alaskan Native, and 34 (5.7%) Multiple Races.^v Regardless of race, 34 (5.7%) individuals identified as Hispanic/Latino in ethnicity.^{vi}

Of 449 adults or heads of household, 182 (40.5%) indicated a prior residence of Emergency Shelter, the streets, or Safe Haven. Of these clients, 73 (40.1%) reported one previous episode of homelessness within the last three years. 36 (19.8%), 31 (17.0%), and 45 (24.7%) reported that they had been 2, 3, or 4+ times homeless (respectively) during the same time frame. 7 (3.8%) did not report on this data element.

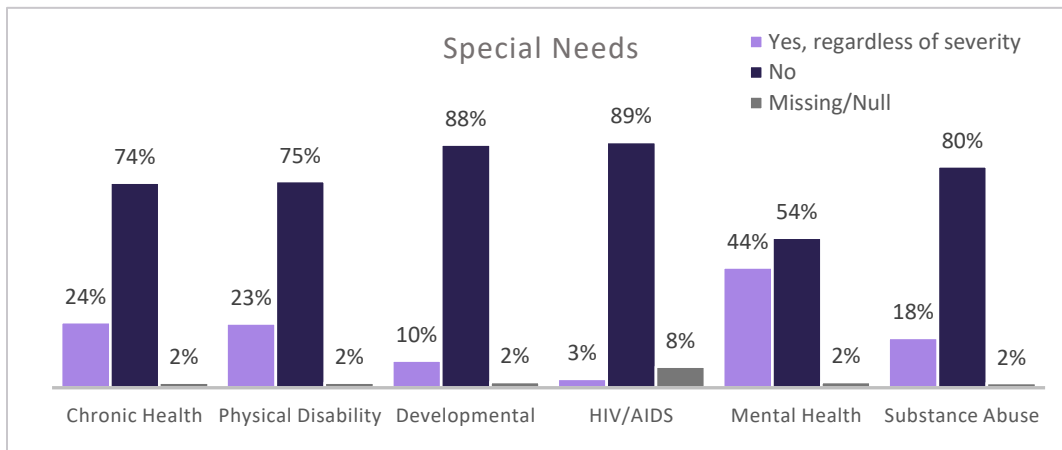
Of the adults or heads of household who were in program a year or more and received an annual assessment (81), 32 (39.5%) saw an increase in income (cash and cash benefits) between admission and their most recent update, while 16 (19.8%) maintained a stable income of greater than zero.



The total number of individuals discharged during the quarter was 204, which included 147 adults and 57 children. 158 (77.5%) were discharged to a permanent destination. Between admission and discharge, income for 10 (6.8%) clients over 18 rose, while 63 (42.9%) clients over 18 maintained a stable income of greater than zero.



Special Needs – HUD and HHS Funded Programs Only



76.5% of adults (212/277) and 26.6% of children (38/143) in HUD or HHS funded programs self-reported at least one physical, emotional, or other health condition *regardless of whether the condition had become serious enough to be disabling*. Among those reporting multiple conditions, the most significant comorbidity was Mental Health and Substance Use (59). When taking severity of condition into account, 151 adults reported conditions that met the criteria to be considered a disability.^{vii}

Sub-Populations – All Programs

28 (6.8%) individuals over 18 met the criteria for chronic homelessness at the time of project entry. 1 out of every 3.0 adults receiving services this quarter was a veteran (33.7%). Out of the 139 veterans served, 78 (56.1%) reported a disabling condition and 17 (12.2%) met the criteria for chronic homelessness at admission. At admission, 58 clients (13.5%) of all clients were considered youth (18-24 years of age.)

Data quality and completeness play a major role in ensuring that these data accurately reflect the work being done within the CoC. CARES reports on the health of HMIS data monthly, and this information may be found at www.caresny.org/.

ⁱ Data breakdowns may total less than the overall total due to differences in data reporting across funders as well as data completeness. Information on **reporting methodology** and on **data completeness** may be found at www.caresny.org/.
ⁱⁱ For this report RRH enrollments are considered residential.
ⁱⁱⁱ For these 'Persons Served' numbers only: if an individual client is served by **BOTH** Residential and Supportive Services programs within the same quarter, the client is counted once in Residential **AND** once in Supportive Services. Therefore, adding these two numbers may equal more than the total unduplicated number of persons served.
^{iv} Data is based on **current** age and household composition, which may differ from information reported at admission.
^v Clients may self-identify up to 5 race categories; for this report, all clients self-identifying with more than one race are grouped together into the "Multiple Races" category.
^{vi} HUD collects Ethnicity under the rationale: "To indicate clients who do and do not identify themselves as Hispanic or Latino."
^{vii} As per the HUD definition of a disabling condition; please see the most recent HUD HMIS Data Standards Manual for further information.

Projects Included in Report for NY-523 - Glen Falls, Saratoga Springs/Saratoga, Washington, Warren, & Hamilton Counties CoC

Emergency Shelter

CAPTAIN -- Malta Youth Center
CAPTAIN STEHP-Wait House STEHP Emergency Shelter
SOS Emergency Shelter Shelter
VCHC Guardian House Emergency Beds
VCHC Vets Emergency Bed Program

Homelessness Prevention

Captain STEHP Program Prevention
CAPTAIN STEHP-Wait House Prevention
Legal Aid Rural STEHP Prevention
VCHC SSVF Prevention

PH - Permanent Supportive Housing

Albany VASH - Albany VISN
AVH PSH
Glens Falls HA - Community
Glens Falls HA - Housing First
Support Ministries - Ahana House
TSA - Housing First
VCHC Center Street
VCHC Northern Pines
VCHC Saratoga Veterans Apartment Program
WWAMH Housing First Program

PH - Rapid Re-Housing

CAPTAIN STEHP-Wait House Rapid Rehousing
Captain STEHP Program Rapid Rehousing
VCHC SSVF Program Rapid Rehousing

Street Outreach

CAPTAIN RHY Outreach

Transitional Housing

AVH Vets House
VCHC Guardian House
VCHC Vets House Program
Wait House TLP