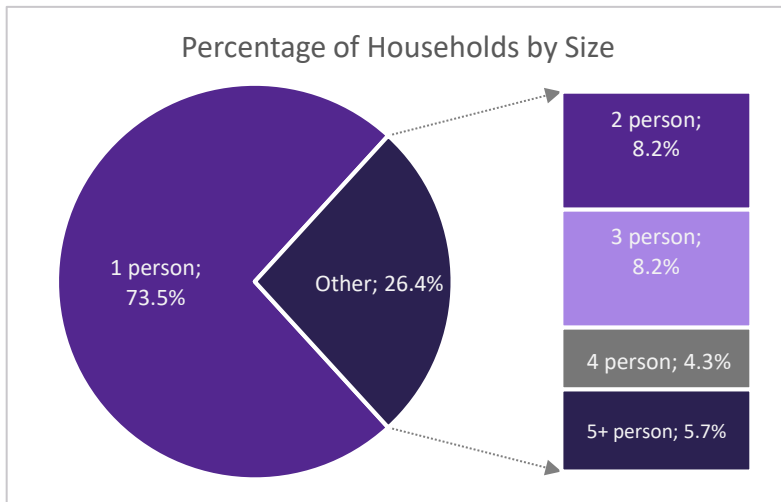


Federal Fiscal Year 2019 Quarter 1 Report  
**NY-512 - Troy/Rensselaer County CoC**  
 10/1/2018 - 12/31/2018

**Overview – All Programs**

Between 10/1/2018 and 12/31/2018, providers in the Rensselaer CoC served 1217 people experiencing or at risk of experiencing homelessness.<sup>i</sup> Residential programs served 1002 people<sup>ii</sup>, and supportive services only (SSO) programs served 215 people.<sup>iii</sup>



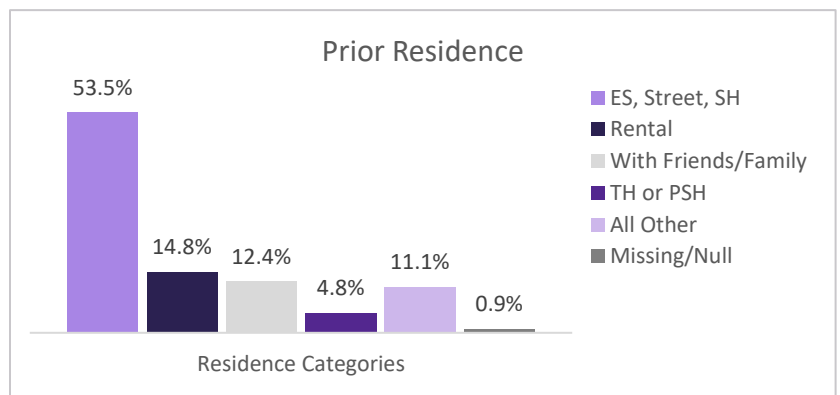
There were 717 households in the CoC, including: 533 households without children (containing 548 individuals), 179 households with both adults and children (containing 245 adults and 391 children), and 5 households of only unaccompanied minors (under 18 years of age), containing 8 minors.<sup>iv</sup>

By gender, providers in the CoC served 587 (48.2%) women, 590 (48.5%) men, 4 (0.3%) trans-identified individuals, and no gender non-conforming individuals.

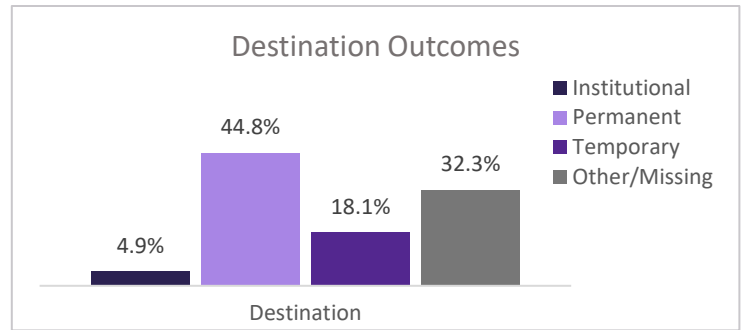
The racial breakdown of those served included: 592 (48.6%) White, 475 (39.0%) Black or African-American, 4 (0.3%) Asian, 6 (0.5%) Native Hawaiian or Other Pacific Islander, 13 (1.1%) American Indian or Alaskan Native, and 58 (4.8%) Multiple Races.<sup>v</sup> Regardless of race, 177 (14.5%) individuals identified as Hispanic/Latino in ethnicity.<sup>vi</sup>

Of 790 adults or heads of household, 423 (53.5%) indicated a prior residence of Emergency Shelter, the streets, or Safe Haven. Of these clients, 162 (38.3%) reported one previous episode of homelessness within the last three years. 77 (18.2%), 46 (10.9%), and 157 (37.1%) reported that they had been 2, 3, or 4+ times homeless (respectively) during the same time frame. 18 (4.3%) did not report on this data element.

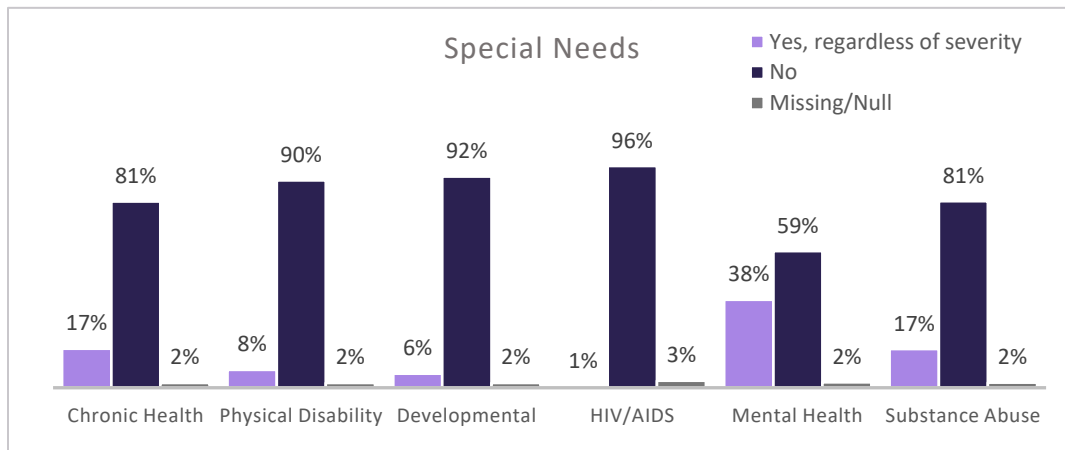
Of the adults or heads of household who were in program a year or more and received an annual assessment (202), 123 (60.9%) saw an increase in income (cash and cash benefits) between admission and their most recent update, while 10 (5.0%) maintained a stable income of greater than zero.



The total number of individuals discharged during the quarter was 288, which included 235 adults and 53 children. 129 (44.8%) were discharged to a permanent destination. Between admission and discharge, income for 11 (4.7%) clients over 18 rose, while 68 (28.9%) clients over 18 maintained a stable income of greater than zero.



### **Special Needs – HUD and HHS Funded Programs Only**



72.8% of adults (405/556) and 14.8% of children (57/384) in HUD or HHS funded programs self-reported at least one physical, emotional, or other health condition *regardless of whether the condition had become serious enough to be disabling*. Among those reporting multiple conditions, the most significant comorbidity was Mental Health and Substance Use (135). When taking severity of condition into account, 335 adults reported conditions that met the criteria to be considered a disability.<sup>vii</sup>

### **Sub-Populations – All Programs**

106 (14.0%) individuals over 18 met the criteria for chronic homelessness at the time of project entry. 1 out of every 15.1 adults receiving services this quarter was a veteran (6.6%). Out of the 50 veterans served, 36 (72.0%) reported a disabling condition and 7 (14.0%) met the criteria for chronic homelessness at admission. At admission, 89 clients (11.3%) of all clients were considered youth (18-24 years of age.)

*Data quality and completeness play a major role in ensuring that these data accurately reflect the work being done within the CoC. CARES reports on the health of HMIS data monthly, and this information may be found at [www.caresny.org/](http://www.caresny.org/).*

<sup>i</sup> Data breakdowns may total less than the overall total due to differences in data reporting across funders as well as data completeness. Information on **reporting methodology** and on **data completeness** may be found at [www.caresny.org/](http://www.caresny.org/).  
<sup>ii</sup> For this report RRH enrollments are considered residential.  
<sup>iii</sup> For these 'Persons Served' numbers only: if an individual client is served by **BOTH** Residential and Supportive Services programs within the same quarter, the client is counted once in Residential **AND** once in Supportive Services. Therefore, adding these two numbers may equal more than the total unduplicated number of persons served.  
<sup>iv</sup> Data is based on **current** age and household composition, which may differ from information reported at admission.  
<sup>v</sup> Clients may self-identify up to 5 race categories; for this report, all clients self-identifying with more than one race are grouped together into the "Multiple Races" category.  
<sup>vi</sup> HUD collects Ethnicity under the rationale: "To indicate clients who do and do not identify themselves as Hispanic or Latino."  
<sup>vii</sup> As per the HUD definition of a disabling condition; please see the most recent HUD HMIS Data Standards Manual for further information.

## **Projects Included in Report for NY-512 - Troy/Rensselaer County CoC**

### **Emergency Shelter**

IPH Medical Respite  
JH - Code Blue  
JH - Inn From the Cold  
JH Emergency Shelter  
St. Paul's Center  
St. Peter's - Veterans Emergency Housing

### **Homelessness Prevention**

AHC - SSVF Homeless Prevention  
City of Troy ESG  
City of Troy ESG Prev – CCTCS Roarke Center  
LASH City of Troy ESG Prevention  
LASH Unity House STEHP Prevention  
Legal Aid Rural STEHP Prevention  
YWCA Rensselaer STEHP Prevention

### **PH - Permanent Supportive Housing**

Albany VASH - Albany VISN  
JH - Consolidated  
JH Bethune  
St. Paul Center Permanent Supportive Housing  
St. Peter's - Residence  
St. Peter's - Shelter Plus Care THA SP  
St. Peter's - SHP  
UH 800  
UH 800 JH  
UH 804 JH  
UH 804 UH  
UH 804 YW  
YWCA Apartment Program  
YWCA of Troy Cohoes - SRO Permanent  
YWCA of Troy Cohoes Section 8 Mod Rehab

### **PH - Rapid Re-Housing**

AHC - SSVF Rapid Rehousing  
City of Troy ESG - TAUM Rapid Rehousing  
JH STEHP Rapid Rehousing  
LASH City of Troy ESG Rapid Re-Housing  
St Paul Center - STEHP Rapid Rehousing

### **Street Outreach**

JH Homeless Outreach

### **Transitional Housing**

YWCA GCR Women in Transition