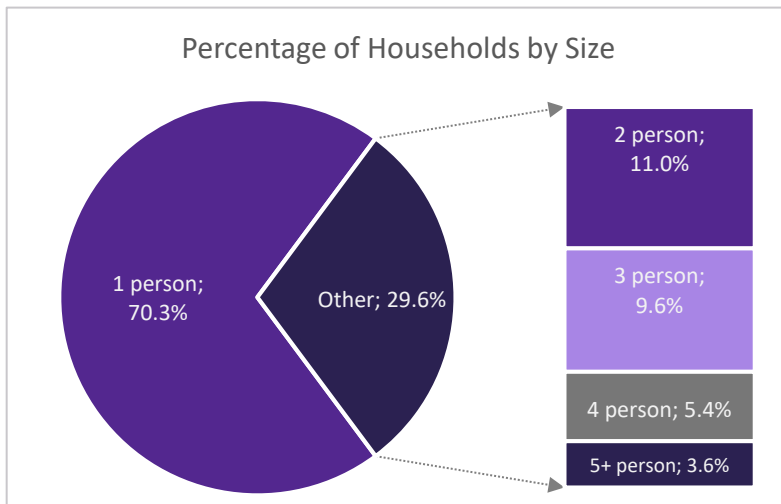


Federal Fiscal Year 2018 Annual Report NY-608 - Kingston/Ulster County CoC

10/1/2017-9/30/2018

Overview – All Programs

Between 10/1/2017 and 9/30/2018, providers in the Ulster served 1756 people experiencing or at risk of experiencing homelessness.ⁱ Residential programs served 1710 peopleⁱⁱ, and supportive services only (SSO) programs served 46 people.ⁱⁱⁱ

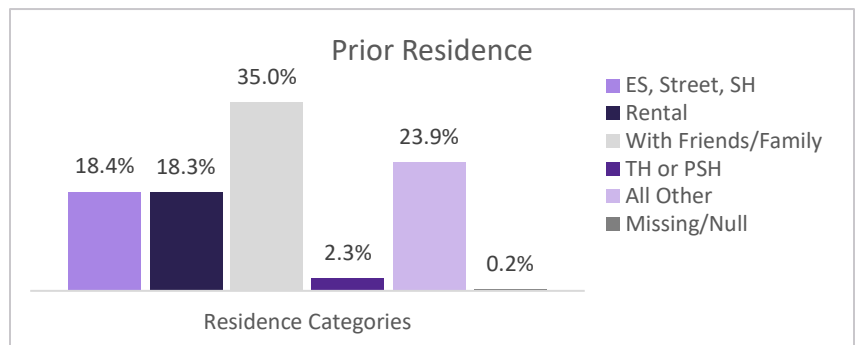


There were 1068 households in the CoC, including: 685 households without children (containing 714 individuals), 288 households with both adults and children (containing 391 adults and 547 children), and 95 households of only unaccompanied minors (under 18 years of age), containing 101 minors.^{iv}

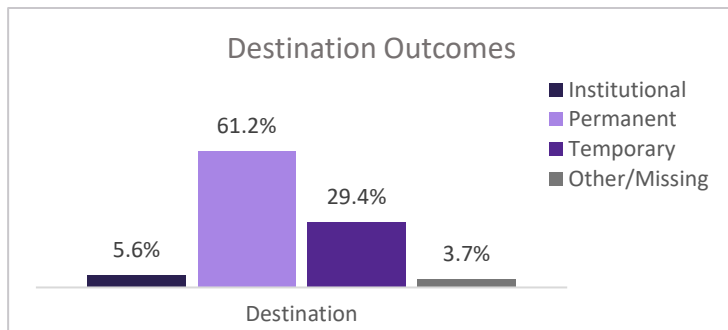
By gender, providers in the CoC served 850 (48.4%) women, 903 (51.4%) men, and no trans-identified or gender non-conforming individuals.

The racial breakdown of those served included: 1117 (63.6%) White, 475 (27.1%) Black or African-American, 2 (0.1%) Asian, 8 (0.5%) Native Hawaiian or Other Pacific Islander, 12 (0.7%) American Indian or Alaskan Native, and 135 (7.7%) Multiple Races.^v Regardless of race, 264 (15.0%) individuals identified as Hispanic/Latino in ethnicity.^{vi}

Of 1182 adults or heads of household, 218 (18.4%) indicated a prior residence of Emergency Shelter, the streets, or Safe Haven. Of these clients, 107 (49.1%) reported one previous episode of homelessness within the last three years. 43 (19.7%), 27 (12.4%), and 39 (17.9%) reported that they had been 2, 3, or 4+ times homeless (respectively) during the same time frame. 2 (0.9%) did not report on this data element.

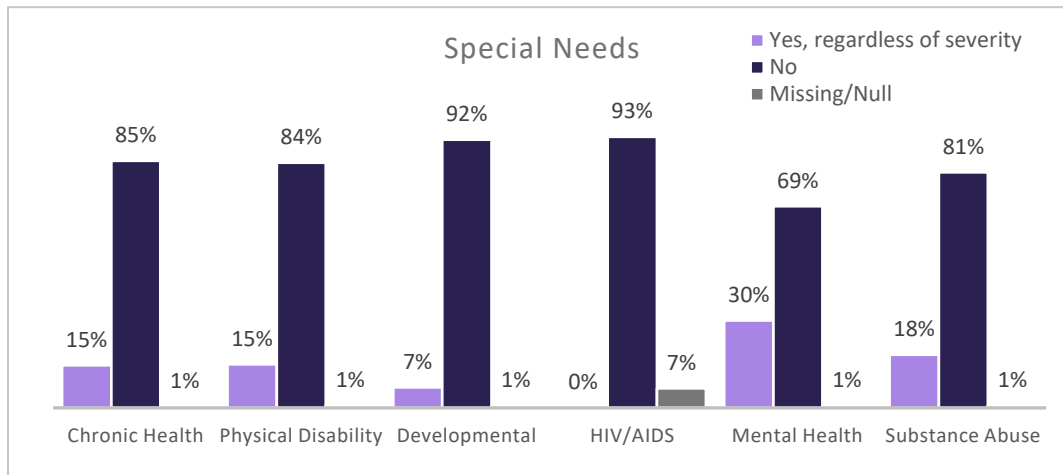


Of the adults or heads of household who were in program a year or more and received an annual assessment (65), 23 (35.4%) saw an increase in income (cash and cash benefits) between admission and their most recent update, while 19 (29.2%) maintained a stable income of greater than zero.



The total number of individuals discharged during the year was 1240, which included 779 adults and 461 children. 759 (61.2%) were discharged to a permanent destination. Between admission and discharge, income for 22 (2.8%) clients over 18 rose, while 227 (29.1%) clients over 18 maintained a stable income of greater than zero.

Special Needs – HUD and HHS Funded Programs Only



63.7% of adults (701/1100) and 14.0% of children (91/648) in HUD or HHS funded programs self-reported at least one physical, emotional, or other health condition *regardless of whether the condition had become serious enough to be disabling*. Among those reporting multiple conditions, the most significant comorbidity was Mental Health and Substance Use (185). When taking severity of condition into account, 535 adults reported conditions that met the criteria to be considered a disability.^{vii}

Sub-Populations – All Programs

50 (4.8%) individuals over 18 met the criteria for chronic homelessness at the time of project entry. 1 out of every 21.9 adults receiving services this year was a veteran (4.6%). Out of the 48 veterans served, 23 (47.9%) reported a disabling condition and 3 (6.3%) met the criteria for chronic homelessness at admission. At admission, 172 clients (15.6%) of all clients were considered youth (18-24 years of age.)

Data quality and completeness play a major role in ensuring that these data accurately reflect the work being done within the CoC. CARES reports on the health of HMIS data monthly, and this information may be found at www.caresny.org/.

ⁱ Data breakdowns may total less than this number due to differences in data reporting across funders as well as data completeness. Information on **reporting methodology** and on **data completeness** may be found at www.caresny.org/.

ⁱⁱ RRH enrollments are considered residential.

ⁱⁱⁱ For these 'Persons Served' numbers only: if an individual client is served by **BOTH** Residential and Supportive Services programs within the same year, the client is counted once in Residential **AND** once in Supportive Services. Therefore, adding these two numbers may equal more than the total unduplicated number of persons served.

^{iv} Data based on **current** age and household composition, which may differ from information reported at admission.

^v Clients may self-identify up to 5 race categories in HMIS; for the purposes of this report, all clients self-identifying with more than one race are grouped together into the "Multiple Races" category.

^{vi} HUD data standards collects Ethnicity information under the rationale: "To indicate clients who do and do not identify themselves as Hispanic or Latino." HMIS options for ethnicity are: Hispanic/Latino, Non-Hispanic/Latino, Client doesn't know, Client refused, or Data not collected.

^{vii} As per the HUD definition of a disabling condition; please see the most recent HUD HMIS Data Standards Manual for further information.

Projects Included in Report for NY-608 - Kingston/Ulster County CoC

Emergency Shelter

FOW Darmstadt
FOW Family House
FOW Family Inn
Ulster DSS Voucher Beds

Homelessness Prevention

Legal Services of the Hudson Valley STEHP

PH - Permanent Supportive Housing

Albany VASH - Albany VISN
FOW ACMS SHP 1 Families
FOW ACMS SHP 2 Families
FOW Adult CMS - Families
FOW Adult CMS - SRO
GCI Ulster Family Supported
PEOPLE Home Again Project
RUPCO Hasbrouck Apts.
RUPCO Newburgh Land Bank (ESSHI Grant)
Ulster OASAS Shelter Plus Care

PH - Rapid Re-Housing

RUPCO ESG Program
SSVF Ulster County Rapid Rehousing

Transitional Housing

FOW Midway I