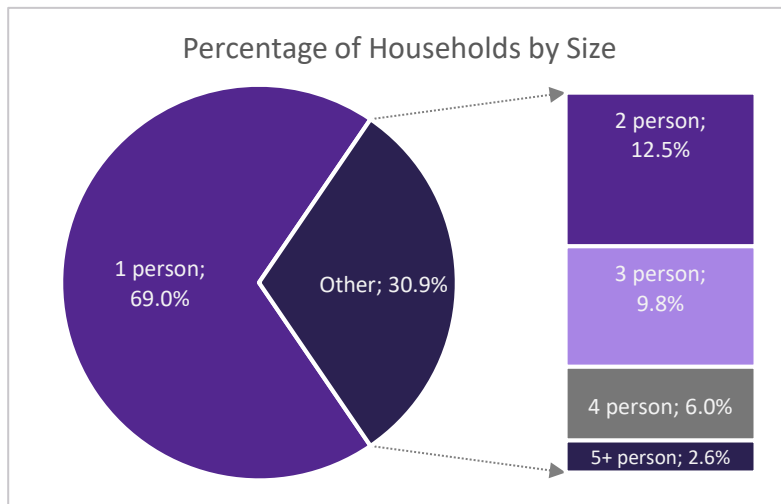


Federal Fiscal Year 2018 Quarter 4 Report NY-608 - Kingston/Ulster County CoC

7/1/2018-9/30/2018

Overview – All Programs

Between 7/1/2018 and 9/30/2018, providers in the Ulster served 869 people experiencing or at risk of experiencing homelessness.ⁱ Residential programs served 846 peopleⁱⁱ, and supportive services only (SSO) programs served 23 people.ⁱⁱⁱ

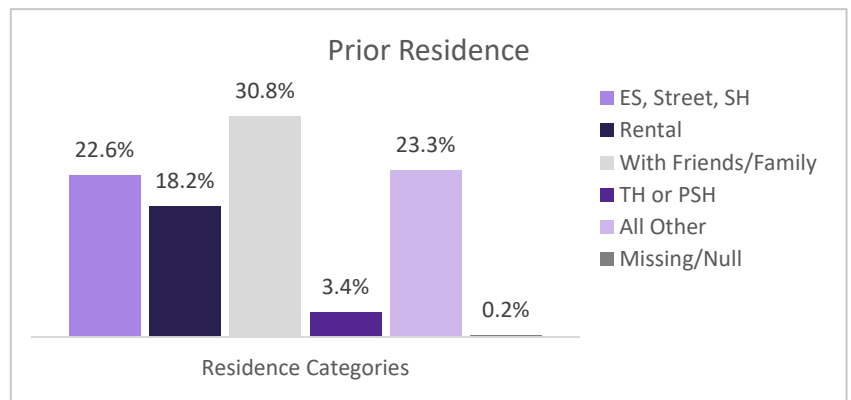


There were 529 households in the CoC, including: 347 households without children (containing 363 individuals), 152 households with both adults and children (containing 196 adults and 280 children), and 30 households of only unaccompanied minors (under 18 years of age), containing 30 minors.^{iv}

By gender, providers in the CoC served 421 (48.4%) women, 448 (51.6%) men, and no trans-identified or gender non-conforming individuals.

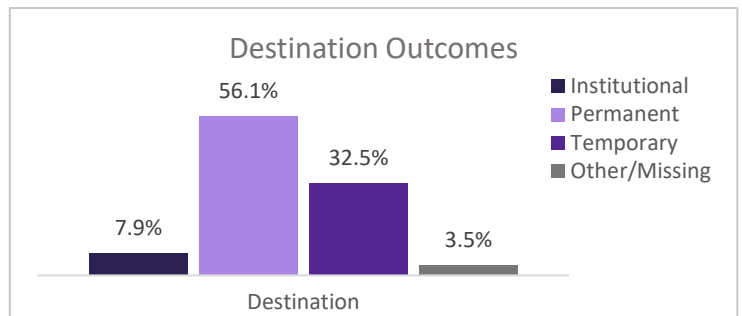
The racial breakdown of those served included: 559 (64.3%) White, 250 (28.8%) Black or African-American, 6 (0.7%) Native Hawaiian or Other Pacific Islander, 4 (0.5%) American Indian or Alaskan Native, and 47 (5.4%) Multiple Races.^v Regardless of race, 126 (14.5%) individuals identified as Hispanic/Latino in ethnicity.^{vi}

Of 584 adults or heads of household, 132 (22.6%) indicated a prior residence of Emergency Shelter, the streets, or Safe Haven. Of these clients, 68 (51.5%) reported one previous episode of homelessness within the last three years. 22 (16.7%), 16 (12.1%), and 33 (25.0%) reported that they had been 2, 3, or 4+ times homeless (respectively) during the same time frame. 1 (0.8%) did not report on this data element.

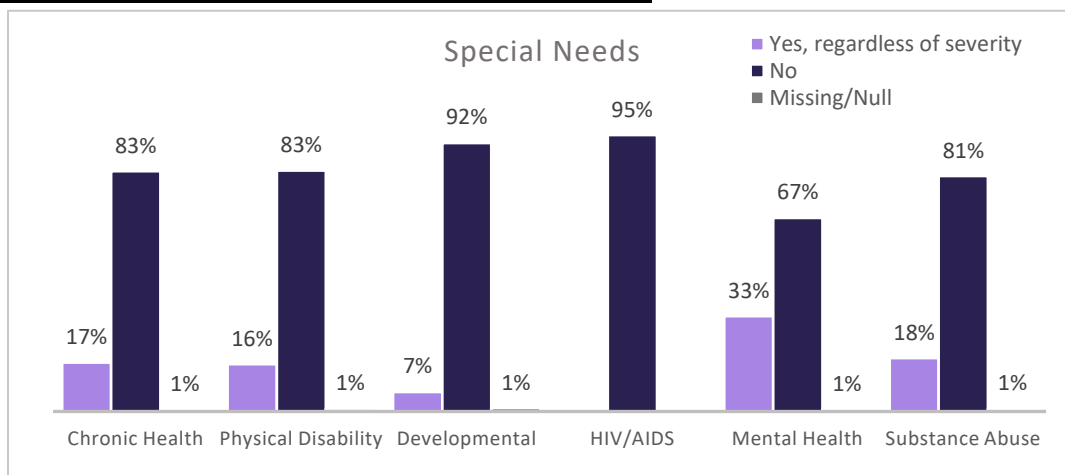


Of the adults or heads of household who were in program a year or more and received an annual assessment (44), 21 (47.7%) saw an increase in income (cash and cash benefits) between admission and their most recent update, while 14 (31.8%) maintained a stable income of greater than zero.

The total number of individuals discharged during the quarter was 342, which included 228 adults and 114 children. 192 (56.1%) were discharged to a permanent destination. Between admission and discharge, income for 19 (8.3%) clients over 18 rose, while 197 (86.4%) clients over 18 maintained a stable income of greater than zero.



Special Needs – HUD and HHS Funded Programs Only



66.5% of adults (372/559) and 12.6% of children (39/310) in HUD or HHS funded programs self-reported at least one physical, emotional, or other health condition *regardless of whether the condition had become serious enough to be disabling*. Among those reporting multiple conditions, the most significant comorbidity was Mental Health and Substance Use (102). When taking severity of condition into account, 290 adults reported conditions that met the criteria to be considered a disability.^{vii}

Sub-Populations – All Programs

26 (4.9%) individuals over 18 met the criteria for chronic homelessness at the time of project entry. 1 out of every 24.2 adults receiving services this quarter was a veteran (4.1%). Out of the 22 veterans served, 10 (45.5%) reported a disabling condition and 1 (4.5%) met the criteria for chronic homelessness at admission. At admission, 90 clients (16.1%) of all clients were considered youth (18-24 years of age.)

Data quality and completeness play a major role in ensuring that these data accurately reflect the work being done within the CoC. CARES reports on the health of HMIS data monthly, and this information may be found at www.caresny.org/.

ⁱ Data breakdowns may total less than the overall total due to differences in data reporting across funders as well as data completeness. Information on **reporting methodology** and on **data completeness** may be found at www.caresny.org/.
ⁱⁱ For this report RRH enrollments are considered residential.
ⁱⁱⁱ For these 'Persons Served' numbers only: if an individual client is served by **BOTH** Residential and Supportive Services programs within the same quarter, the client is counted once in Residential **AND** once in Supportive Services. Therefore, adding these two numbers may equal more than the total unduplicated number of persons served.
^{iv} Data is based on **current** age and household composition, which may differ from information reported at admission.
^v Clients may self-identify up to 5 race categories; for this report, all clients self-identifying with more than one race are grouped together into the "Multiple Races" category.
^{vi} HUD collects Ethnicity under the rationale: "To indicate clients who do and do not identify themselves as Hispanic or Latino."
^{vii} As per the HUD definition of a disabling condition; please see the most recent HUD HMIS Data Standards Manual for further information.

Projects Included in Report for NY-608 - Kingston/Ulster County CoC

NY-608 - Kingston/Ulster County CoC

Emergency Shelter

FOW Darmstadt

FOW Family House

FOW Family Inn

Ulster DSS Voucher Beds

Homelessness Prevention

Legal Services of the Hudson Valley STEHP

PH - Permanent Supportive Housing

Albany VASH - Albany VISN

FOW ACMS SHP 1 Families

FOW ACMS SHP 2 Families

FOW Adult CMS - Families

FOW Adult CMS - SRO

GCI Ulster Family Supported

PEOPLE Home Again Project

RUPCO Hasbrouck Apts.

RUPCO Newburgh Land Bank (ESSHI Grant)

Ulster OASAS Shelter Plus Care

PH - Rapid Re-Housing

FOW Rapid Rehousing

RUPCO ESG Program

Transitional Housing

FOW Midway I