

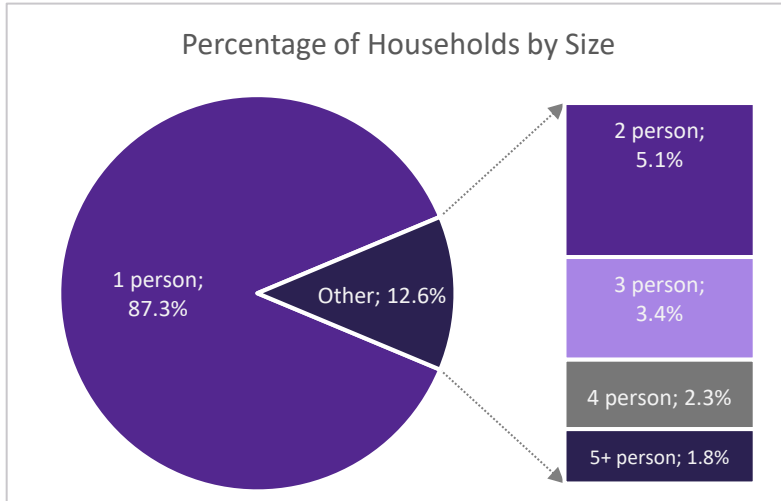
Federal Fiscal Year 2018 Annual Report

NY-602 - Newburgh/Middletown/Orange County CoC

10/1/2017-9/30/2018

Overview – All Programs

Between 10/1/2017 and 9/30/2018, providers in the Orange served 3548 people experiencing or at risk of experiencing homelessness.ⁱ Residential programs served 1997 peopleⁱⁱ, and supportive services only (SSO) programs served 1551 people.ⁱⁱⁱ

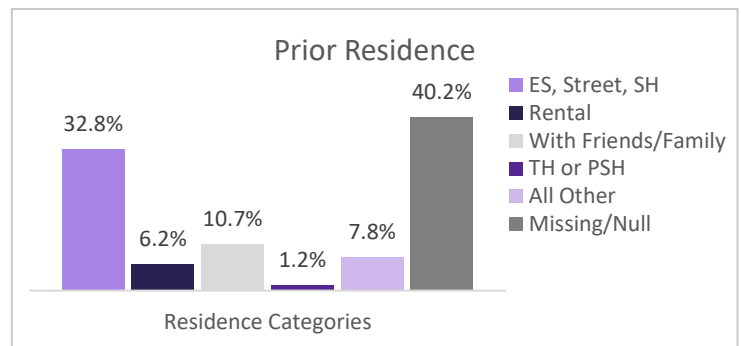


There were 2737 households in the CoC, including: 1769 households without children (containing 1790 individuals), 309 households with both adults and children (containing 405 adults and 605 children), and 659 households of only unaccompanied minors (under 18 years of age), containing 695 minors.^{iv}

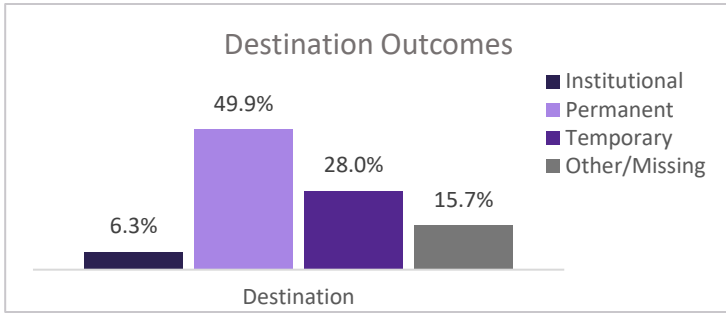
By gender, providers in the CoC served 1641 (46.3%) women, 1749 (49.3%) men, 7 (0.2%) trans-identified individuals, and 1 (0.0%) gender non-conforming individual.

The racial breakdown of those served included: 1419 (40.0%) White, 1404 (39.6%) Black or African-American, 18 (0.5%) Asian, 16 (0.5%) Native Hawaiian or Other Pacific Islander, 24 (0.7%) American Indian or Alaskan Native, and 433 (12.2%) Multiple Races.^v Regardless of race, 836 (23.6%) individuals identified as Hispanic/Latino in ethnicity.^{vi}

Of 2811 adults or heads of household, 922 (32.8%) indicated a prior residence of Emergency Shelter, the streets, or Safe Haven. Of these clients, 382 (41.4%) reported one previous episode of homelessness within the last three years. 150 (16.3%), 79 (8.6%), and 106 (11.5%) reported that they had been 2, 3, or 4+ times homeless (respectively) during the same time frame. 205 (22.2%) did not report on this data element.

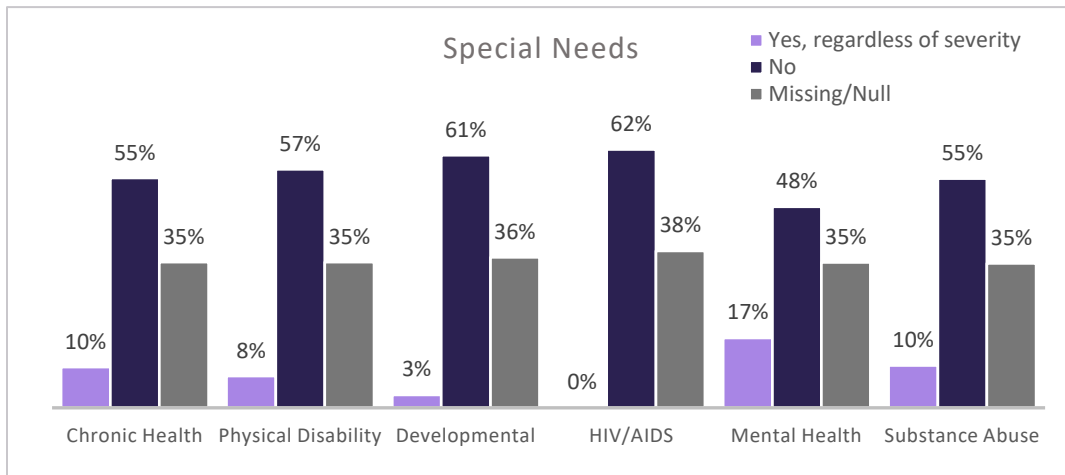


Of the adults or heads of household who were in program a year or more and received an annual assessment (123), 54 (43.9%) saw an increase in income (cash and cash benefits) between admission and their most recent update, while 31 (25.2%) maintained a stable income of greater than zero.



The total number of individuals discharged during the year was 1410, which included 858 adults and 552 children. 704 (49.9%) were discharged to a permanent destination. Between admission and discharge, income for 23 (2.7%) clients over 18 rose, while 238 (27.7%) clients over 18 maintained a stable income of greater than zero.

Special Needs – HUD and HHS Funded Programs Only



41.1% of adults (780/1898) and 7.1% of children (78/1105) in HUD or HHS funded programs self-reported at least one physical, emotional, or other health condition *regardless of whether the condition had become serious enough to be disabling*. Among those reporting multiple conditions, the most significant comorbidity was Mental Health and Substance Use (156). When taking severity of condition into account, 403 adults reported conditions that met the criteria to be considered a disability.^{vii}

Sub-Populations – All Programs

60 (2.9%) individuals over 18 met the criteria for chronic homelessness at the time of project entry. 1 out of every 22.9 adults receiving services this year was a veteran (4.4%). Out of the 90 veterans served, 40 (44.4%) reported a disabling condition and 7 (7.8%) met the criteria for chronic homelessness at admission. At admission, 258 clients (11.8%) of all clients were considered youth (18-24 years of age.)

Data quality and completeness play a major role in ensuring that these data accurately reflect the work being done within the CoC. CARES reports on the health of HMIS data monthly, and this information may be found at www.caresny.org/.

ⁱ Data breakdowns may total less than this number due to differences in data reporting across funders as well as data completeness. Information on reporting methodology and on data completeness may be found at www.caresny.org/.
ⁱⁱ RRH enrollments are considered residential.
ⁱⁱⁱ For these 'Persons Served' numbers only: if an individual client is served by BOTH Residential and Supportive Services programs within the same year, the client is counted once in Residential AND once in Supportive Services. Therefore, adding these two numbers may equal more than the total unduplicated number of persons served.
^{iv} Data based on current age and household composition, which may differ from information reported at admission.
^v Clients may self-identify up to 5 race categories in HMIS; for the purposes of this report, all clients self-identifying with more than one race are grouped together into the "Multiple Races" category.
^{vi} HUD data standards collects Ethnicity information under the rationale: "To indicate clients who do and do not identify themselves as Hispanic or Latino." HMIS options for ethnicity are: Hispanic/Latino, Non-Hispanic/Latino, Client doesn't know, Client refused, or Data not collected.
^{vii} As per the HUD definition of a disabling condition; please see the most recent HUD HMIS Data Standards Manual for further information.

Projects Included in Report for NY-602 - Newburgh/Middletown/Orange County CoC

Emergency Shelter

HONOR Family Shelter
HONOR Men's Shelter
HONOR STEHP A Friends House
HONOR Women's Shelter
MHV - OC CHI 9W
MHV- CHI Port Jervis
MHV-OC 44 Grand
Newburgh Ministry Winterhaven
OC Housing Resource - Misc Motel Rm

Homelessness Prevention

HONOR A Friends House RHY Prevention
Legal Services of the Hudson Valley STEHP

PH - Permanent Supportive Housing

Home to Stay - HUD
HONOR ehg (PSH) Bonus (Housing First 2)
HONOR Permanent Housing Bonus (Housing First 1)
HONOR Stephen Saunders Residence
Invisible Children's Project HUD
MHA OC Supported Housing Individuals
MHA OC Supportive Housing for Families
RECAP CoC
RECAP CoC Vets
Safe Harbors Cornerstone Residence
SC Enhanced Supported
SC Individuals

Street Outreach

HONOR Adult Outreach
HONOR STEHP Youth Outreach

Transitional Housing

HONOR Ecclesia House
Project Life Transitional - Family