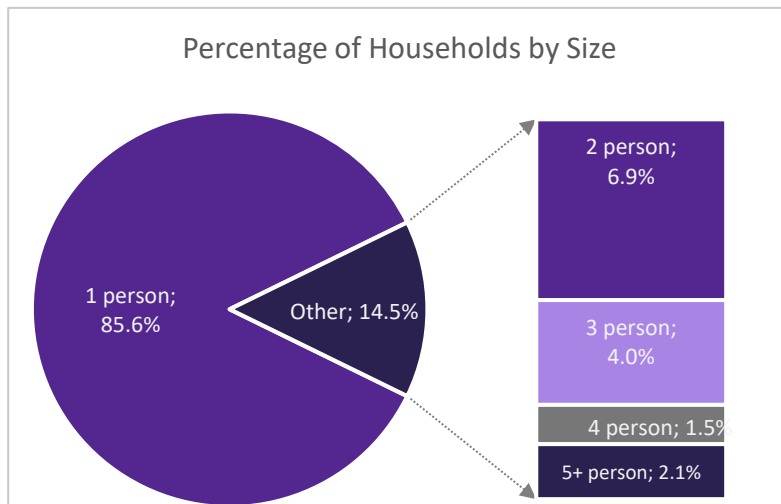


Federal Fiscal Year 2018 Quarter 4 Report NY-601 - Poughkeepsie/Dutchess County CoC

7/1/2018-9/30/2018

Overview – All Programs

Between 7/1/2018 and 9/30/2018, providers in the Dutchess served 1490 people experiencing or at risk of experiencing homelessness.ⁱ Residential programs served 1127 peopleⁱⁱ, and supportive services only (SSO) programs served 363 people.ⁱⁱⁱ

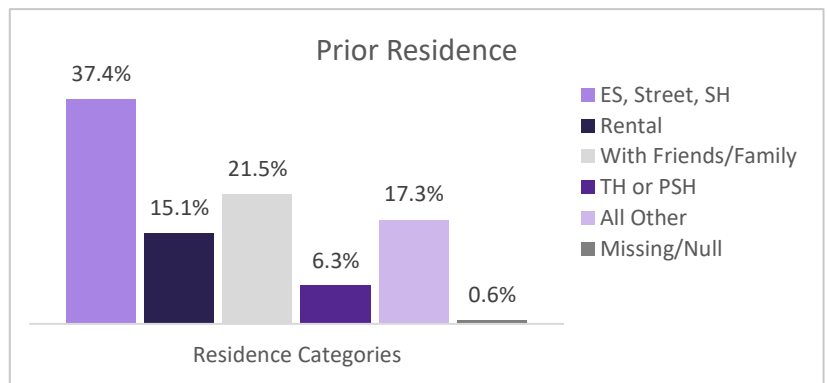


There were 1020 households in the CoC, including: 858 households without children (containing 871 individuals), 130 households with both adults and children (containing 161 adults and 256 children), and 32 households of only unaccompanied minors (under 18 years of age), containing 38 minors.^{iv}

By gender, providers in the CoC served 582 (39.1%) women, 742 (49.8%) men, 2 (0.1%) trans-identified individuals, and no gender non-conforming individuals.

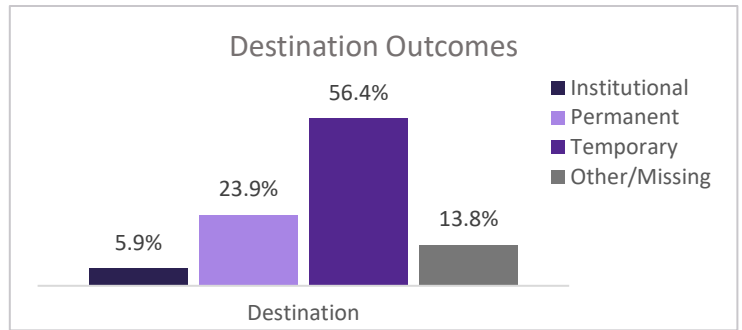
The racial breakdown of those served included: 622 (41.7%) White, 614 (41.2%) Black or African-American, 4 (0.3%) Asian, 4 (0.3%) Native Hawaiian or Other Pacific Islander, 12 (0.8%) American Indian or Alaskan Native, and 57 (3.8%) Multiple Races.^v Regardless of race, 174 (11.7%) individuals identified as Hispanic/Latino in ethnicity.^{vi}

Of 1045 adults or heads of household, 391 (37.4%) indicated a prior residence of Emergency Shelter, the streets, or Safe Haven. Of these clients, 219 (56.0%) reported one previous episode of homelessness within the last three years. 66 (16.9%), 47 (12.0%), and 53 (13.6%) reported that they had been 2, 3, or 4+ times homeless (respectively) during the same time frame. 14 (3.6%) did not report on this data element.

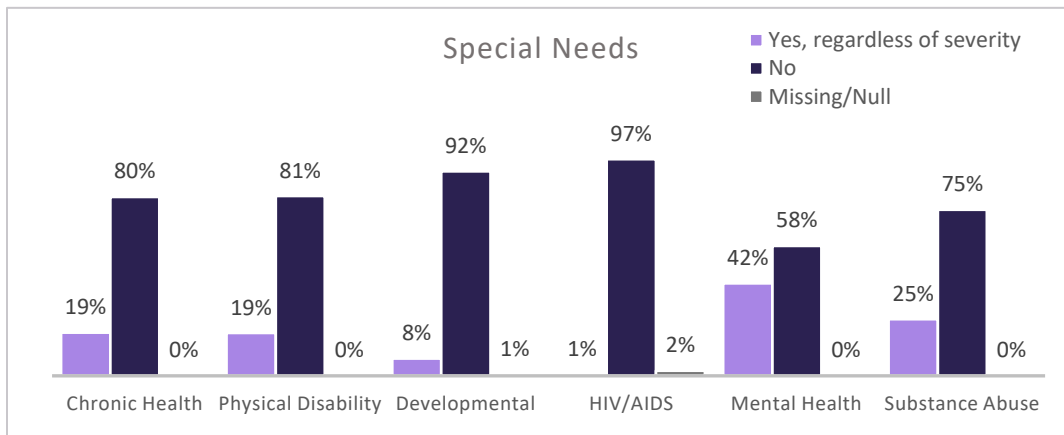


Of the adults or heads of household who were in program a year or more and received an annual assessment (153), 54 (35.3%) saw an increase in income (cash and cash benefits) between admission and their most recent update, while 94 (61.4%) maintained a stable income of greater than zero.

The total number of individuals discharged during the quarter was 443, which included 335 adults and 108 children. 106 (23.9%) were discharged to a permanent destination. Between admission and discharge, income for 21 (6.3%) clients over 18 rose, while 276 (82.4%) clients over 18 maintained a stable income of greater than zero.



Special Needs – HUD and HHS Funded Programs Only



68.5% of adults (445/650) and 16.2% of children (23/142) in HUD or HHS funded programs self-reported at least one physical, emotional, or other health condition *regardless of whether the condition had become serious enough to be disabling*. Among those reporting multiple conditions, the most significant comorbidity was Mental Health and Substance Use (148). When taking severity of condition into account, 333 adults reported conditions that met the criteria to be considered a disability.^{vii}

Sub-Populations – All Programs

56 (5.5%) individuals over 18 met the criteria for chronic homelessness at the time of project entry. 1 out of every 15.4 adults receiving services this quarter was a veteran (6.5%). Out of the 66 veterans served, 32 (48.5%) reported a disabling condition and 3 (4.5%) met the criteria for chronic homelessness at admission. At admission, 91 clients (8.8%) of all clients were considered youth (18-24 years of age.)

Data quality and completeness play a major role in ensuring that these data accurately reflect the work being done within the CoC. CARES reports on the health of HMIS data monthly, and this information may be found at www.caresny.org/.

ⁱ Data breakdowns may total less than the overall total due to differences in data reporting across funders as well as data completeness. Information on **reporting methodology** and on **data completeness** may be found at www.caresny.org/.

ⁱⁱ For this report RRH enrollments are considered residential.

ⁱⁱⁱ For these 'Persons Served' numbers only: if an individual client is served by **BOTH** Residential and Supportive Services programs within the same quarter, the client is counted once in Residential **AND** once in Supportive Services. Therefore, adding these two numbers may equal more than the total unduplicated number of persons served.

^{iv} Data is based on **current** age and household composition, which may differ from information reported at admission.

^v Clients may self-identify up to 5 race categories; for this report, all clients self-identifying with more than one race are grouped together into the "Multiple Races" category.

^{vi} HUD collects Ethnicity under the rationale: "To indicate clients who do and do not identify themselves as Hispanic or Latino."

^{vii} As per the HUD definition of a disabling condition; please see the most recent HUD HMIS Data Standards Manual for further information.

Projects Included in Report for NY-601 - Poughkeepsie/Dutchess County CoC

Emergency Shelter

Dutchess DCFS Emergency Housing
HRH AHEP
HRH Gannett House
HRH River Haven Shelter
HRH Webster House
MHV - DC Vanderbilt
MHV- DC Rose St. Emergency
MHV-North Hamilton East
PATHWAYS Community Support Services Inc.

Homelessness Prevention

HRH STEHP - Prevention
Legal Services of the Hudson Valley STEHP

PH - Housing Only

MARC Montgomery St.

PH - Housing with Services

HRH 12 South Hamilton Street

PH - Permanent Supportive Housing

Dutchess MICA Shelter Plus Care
GCI Dutchess MICA Supported
GCI Dutchess VA SH
HRH 60 Catharine Street
HRH 81 Garden St.
HRH Coach
HRH EATS Housing First
HRH Home Base I
HRH Liberty Station
HRH Maximize
HRH Moving On
HRH Noxon Street
HRH RCE Special Use Beds
HRH Shelter Plus Care
MARC MRT OASAS
MARC S plus C 7 Bed
PEOPLE's Dut. Home Project

PH - Rapid Re-Housing

HRH STEHP - Rapid Rehousing

Services Only Program

HRH Follow Through
HRH River Haven ILP
HRH United Way Follow-Through
HRH Webster House Case Management
MHA DC Living Room

Transitional Housing

HRH Hillcrest House
HRH LaGrange House
HRH River Haven TLC