

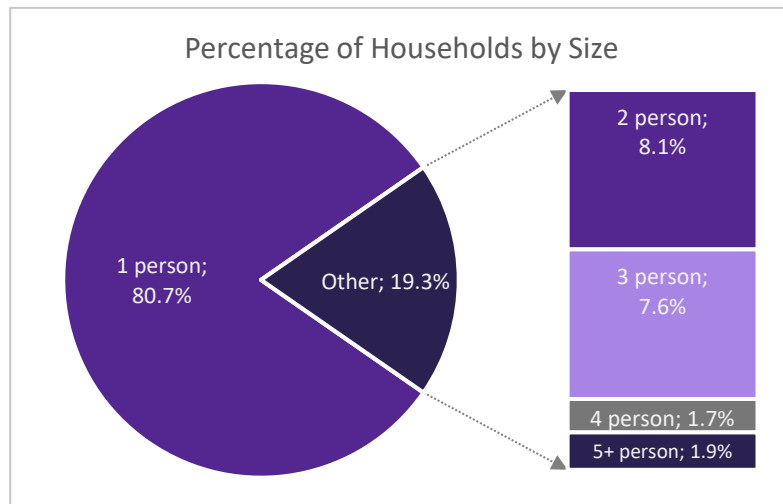
## Federal Fiscal Year 2018 Quarter 4 Report

### NY-523 - Glen Falls/Saratoga Springs/Saratoga County CoC

7/1/2018-9/30/2018

#### Overview – All Programs

Between 7/1/2018 and 9/30/2018, providers in the Saratoga served 578 people experiencing or at risk of experiencing homelessness.<sup>i</sup> Residential programs served 429 people<sup>ii</sup>, and supportive services only (SSO) programs served 149 people.<sup>iii</sup>

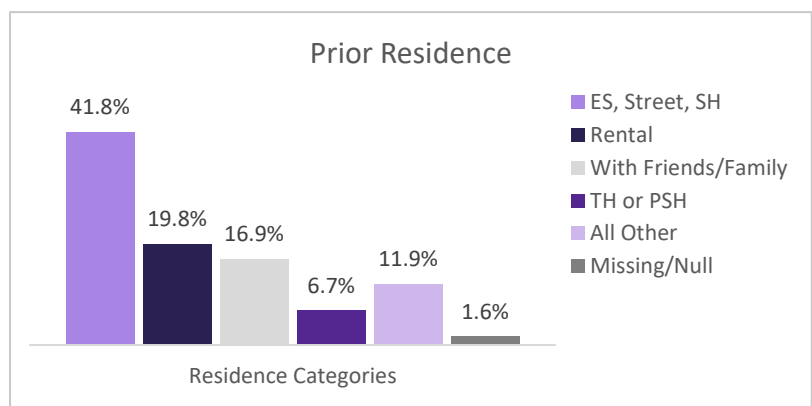


There were 420 households in the CoC, including: 316 households without children (containing 332 individuals), 70 households with both adults and children (containing 84 adults and 124 children), and 34 households of only unaccompanied minors (under 18 years of age), containing 35 minors.<sup>iv</sup>

By gender, providers in the CoC served 256 (44.3%) women, 310 (53.6%) men, 5 (0.9%) trans-identified individuals, and 1 (0.2%) gender non-conforming individuals.

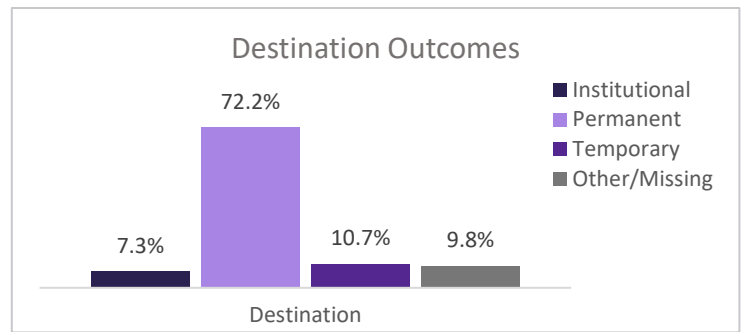
The racial breakdown of those served included: 457 (79.1%) White, 70 (12.1%) Black or African-American, 2 (0.3%) Asian, 1 (0.2%) Native Hawaiian or Other Pacific Islander, 5 (0.9%) American Indian or Alaskan Native, and 28 (4.8%) Multiple Races.<sup>v</sup> Regardless of race, 33 (5.7%) individuals identified as Hispanic/Latino in ethnicity.<sup>vi</sup>

Of 445 adults or heads of household, 186 (41.8%) indicated a prior residence of Emergency Shelter, the streets, or Safe Haven. Of these clients, 68 (36.6%) reported one previous episode of homelessness within the last three years. 38 (20.4%), 28 (15.1%), and 52 (28.0%) reported that they had been 2, 3, or 4+ times homeless (respectively) during the same time frame. 8 (4.3%) did not report on this data element.

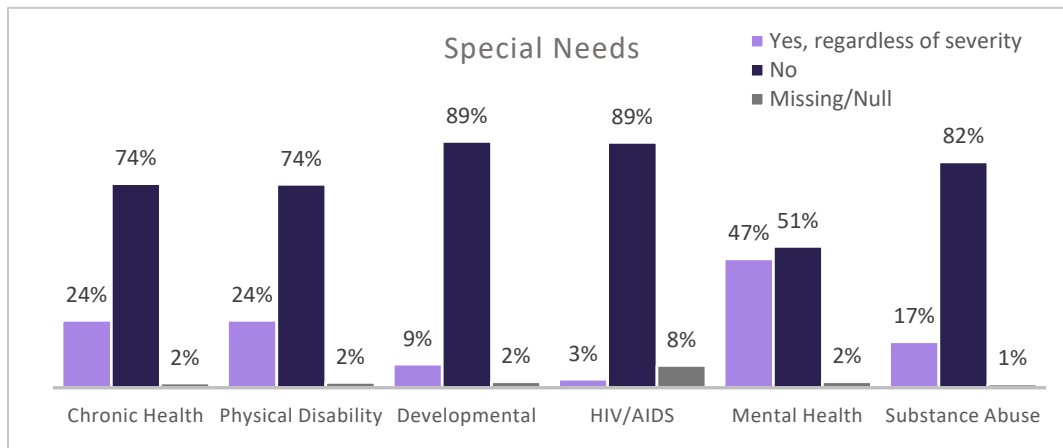


Of the adults or heads of household who were in program a year or more and received an annual assessment (69), 36 (52.2%) saw an increase in income (cash and cash benefits) between admission and their most recent update, while 16 (23.2%) maintained a stable income of greater than zero.

The total number of individuals discharged during the quarter was 205, which included 138 adults and 67 children. 148 (72.2%) were discharged to a permanent destination. Between admission and discharge, income for 28 (20.3%) clients over 18 rose, while 92 (66.7%) clients over 18 maintained a stable income of greater than zero.



### **Special Needs – HUD and HHS Funded Programs Only**



76.4% of adults (211/276) and 29.6% of children (42/142) in HUD or HHS funded programs self-reported at least one physical, emotional, or other health condition *regardless of whether the condition had become serious enough to be disabling*. Among those reporting multiple conditions, the most significant comorbidity was Mental Health and Substance Use (57). When taking severity of condition into account, 149 adults reported conditions that met the criteria to be considered a disability.<sup>vii</sup>

### **Sub-Populations – All Programs**

30 (7.6%) individuals over 18 met the criteria for chronic homelessness at the time of project entry. 1 out of every 3.1 adults receiving services this quarter was a veteran (32.2%). Out of the 127 veterans served, 69 (54.3%) reported a disabling condition and 17 (13.4%) met the criteria for chronic homelessness at admission. At admission, 56 clients (13.5%) of all clients were considered youth (18-24 years of age.)

*Data quality and completeness play a major role in ensuring that these data accurately reflect the work being done within the CoC. CARES reports on the health of HMIS data monthly, and this information may be found at [www.caresny.org/](http://www.caresny.org/).*

<sup>i</sup> Data breakdowns may total less than the overall total due to differences in data reporting across funders as well as data completeness. Information on **reporting methodology** and on **data completeness** may be found at [www.caresny.org/](http://www.caresny.org/).

<sup>ii</sup> For this report RRH enrollments are considered residential.

<sup>iii</sup> For these 'Persons Served' numbers only: if an individual client is served by **BOTH** Residential and Supportive Services programs within the same quarter, the client is counted once in Residential **AND** once in Supportive Services. Therefore, adding these two numbers may equal more than the total unduplicated number of persons served.

<sup>iv</sup> Data is based on **current** age and household composition, which may differ from information reported at admission.

<sup>v</sup> Clients may self-identify up to 5 race categories; for this report, all clients self-identifying with more than one race are grouped together into the "Multiple Races" category.

<sup>vi</sup> HUD collects Ethnicity under the rationale: "To indicate clients who do and do not identify themselves as Hispanic or Latino."

<sup>vii</sup> As per the HUD definition of a disabling condition; please see the most recent HUD HMIS Data Standards Manual for further information.

## **Projects Included in Report for NY-523 - Glen Falls/Saratoga Springs/Saratoga County CoC**

### **Emergency Shelter**

CAPTAIN -- Malta Youth Center  
CAPTAIN STEHP-Wait House STEHP Emergency Shelter  
SOS Emergency Shelter Shelter  
VCHC Guardian House Emergency Beds  
VCHC Vets Emergency Bed Program

### **Homelessness Prevention**

Captain STEHP Program Prevention  
CAPTAIN STEHP-Wait House Prevention  
Legal Aid Rural STEHP Prevention  
VCHC SSVF Prevention

### **PH - Permanent Supportive Housing**

Albany VASH - Albany VISN  
AVH PSH  
Glens Falls HA - Community  
Glens Falls HA - Housing First  
Support Ministries - Ahana House  
TSA - Housing First  
VCHC Center Street  
VCHC Northern Pines  
VCHC Saratoga Veterans Apartment Program  
WWAMH Housing First Program

### **PH - Rapid Re-Housing**

CAPTAIN STEHP-Wait House Rapid Rehousing  
Captain STEPH Program Rapid Rehousing  
VCHC SSVF Program Rapid Rehousing

### **Street Outreach**

CAPTAIN RHY Outreach

### **Transitional Housing**

AVH Vets House  
VCHC Guardian House  
VCHC Vets House Program  
Wait House TLP