

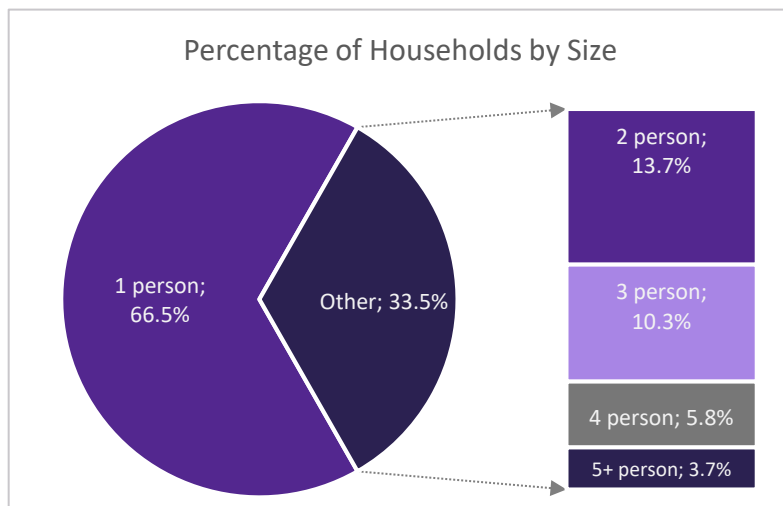
Federal Fiscal Year 2018 Annual Report

NY-522 - Jefferson Lewis St. Lawrence Counties CoC

10/1/2017-9/30/2018

Overview – All Programs

Between 10/1/2017 and 9/30/2018, providers in the PointsNorth served 2453 people experiencing or at risk of experiencing homelessness.ⁱ Residential programs served 1322 peopleⁱⁱ, and supportive services only (SSO) programs served 1131 people.ⁱⁱⁱ

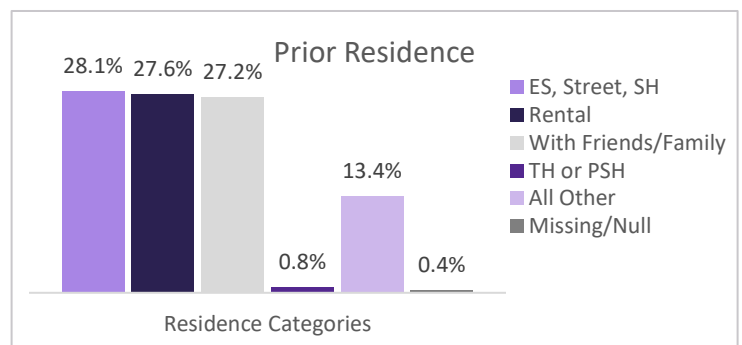


There were 1416 households in the CoC, including: 1040 households without children (containing 1164 individuals), 359 households with both adults and children (containing 496 adults and 697 children), and 17 households of only unaccompanied minors (under 18 years of age), containing 26 minors.^{iv}

By gender, providers in the CoC served 1184 (48.3%) women, 1197 (48.8%) men, 2 (0.1%) trans-identified individuals, and no gender non-conforming individuals.

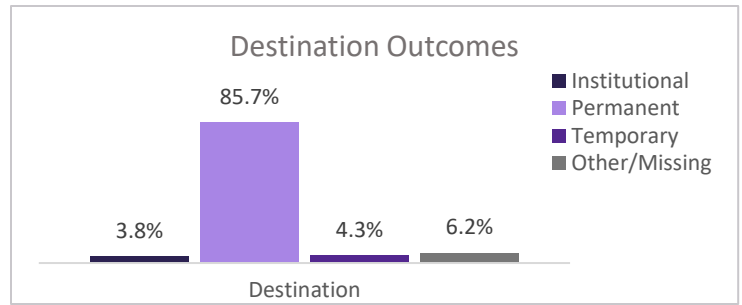
The racial breakdown of those served included: 2086 (85.0%) White, 178 (7.3%) Black or African-American, 6 (0.2%) Native Hawaiian or Other Pacific Islander, 28 (1.1%) American Indian or Alaskan Native, and 84 (3.4%) Multiple Races.^v Regardless of race, 112 (4.6%) individuals identified as Hispanic/Latino in ethnicity.^{vi}

Of 1661 adults or heads of household, 467 (28.1%) indicated a prior residence of Emergency Shelter, the streets, or Safe Haven. Of these clients, 299 (64.0%) reported one previous episode of homelessness within the last three years. 94 (20.1%), 25 (5.4%), and 48 (10.3%) reported that they had been 2, 3, or 4+ times homeless (respectively) during the same time frame. 1 (0.2%) did not report on this data element.

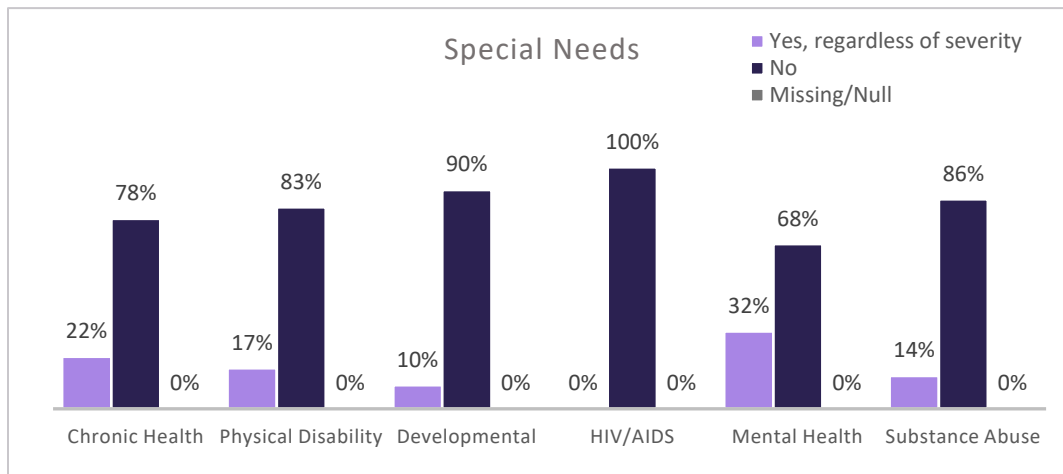


Of the adults or heads of household who were in program a year or more and received an annual assessment (161), 42 (26.1%) saw an increase in income (cash and cash benefits) between admission and their most recent update, while 55 (34.2%) maintained a stable income of greater than zero.

The total number of individuals discharged during the year was 1554, which included 1093 adults and 461 children. 1332 (85.7%) were discharged to a permanent destination. Between admission and discharge, income for 27 (2.5%) clients over 18 rose, while 603 (55.2%) clients over 18 maintained a stable income of greater than zero.



Special Needs – HUD and HHS Funded Programs Only



67.3% of adults (868/1290) and 14.9% of children (94/630) in HUD or HHS funded programs self-reported at least one physical, emotional, or other health condition *regardless of whether the condition had become serious enough to be disabling*. Among those reporting multiple conditions, the most significant comorbidity was Mental Health and Substance Use (172). When taking severity of condition into account, 564 adults reported conditions that met the criteria to be considered a disability.^{vii}

Sub-Populations – All Programs

25 (1.6%) individuals over 18 met the criteria for chronic homelessness at the time of project entry. 1 out of every 21.2 adults receiving services this year was a veteran (4.7%). Out of the 75 veterans served, 31 (41.3%) reported a disabling condition and 2 (2.7%) met the criteria for chronic homelessness at admission. At admission, 262 clients (15.8%) of all clients were considered youth (18-24 years of age.)

Data quality and completeness play a major role in ensuring that these data accurately reflect the work being done within the CoC. CARES reports on the health of HMIS data monthly, and this information may be found at www.caresny.org/.

ⁱ Data breakdowns may total less than this number due to differences in data reporting across funders as well as data completeness. Information on **reporting methodology** and on **data completeness** may be found at www.caresny.org/.

ⁱⁱ RRH enrollments are considered residential.

ⁱⁱⁱ For these ‘Persons Served’ numbers only: if an individual client is served by **BOTH** Residential and Supportive Services programs within the same year, the client is counted once in Residential **AND** once in Supportive Services. Therefore, adding these two numbers may equal more than the total unduplicated number of persons served.

^{iv} Data based on **current** age and household composition, which may differ from information reported at admission.

^v Clients may self-identify up to 5 race categories in HMIS; for the purposes of this report, all clients self-identifying with more than one race are grouped together into the “Multiple Races” category.

^{vi} HUD data standards collects Ethnicity information under the rationale: “To indicate clients who do and do not identify themselves as Hispanic or Latino.” HMIS options for ethnicity are: Hispanic/Latino, Non-Hispanic/Latino, Client doesn't know, Client refused, or Data not collected.

^{vii} As per the HUD definition of a disabling condition; please see the most recent HUD HMIS Data Standards Manual for further information.

Projects Included in Report for NY-522 - Jefferson Lewis St. Lawrence Counties CoC

Emergency Shelter

JCDSS - Hotel and Motel Vouchers
Lewis County DSS Hotel/Motel Placement Program
St. Lawrence DSS Program

Homelessness Prevention

Legal Aid Rural STEHP Prevention
MILC STEHP - Prevention
Snowbelt STEHP Prevention
WUM - HEARTH III - Prevention

PH - Permanent Supportive Housing

JCDSS - Shelter Plus Chronic 1
JCDSS - Transitional
Neighbors of Watertown - Brighton Building
Neighbors of Watertown - Burdick Building
Neighbors of Watertown - Emerson Place
Neighbors of Watertown - Franklin Apartments
Neighbors of Watertown - Kieff Drive
Neighbors of Watertown - Music Center Apartments
TLS - Gaslight Village
TLS PSH - Chronic Homeless 1
TLS PSH - Chronic Homeless 2

PH - Rapid Re-Housing

MILC STEHP Rapid Re-Housing 2015
Snowbelt CoC Rapid Rehousing
Snowbelt STEHP Rapid Rehousing
TLS - Rapid Rehousing
WUM - Hearth III - Rapid Re-Housing

Transitional Housing

MHJC - Peer Run Housing First Initiative
TLS - CHAAP TH
TLS Scattered Site - Gateway Housing