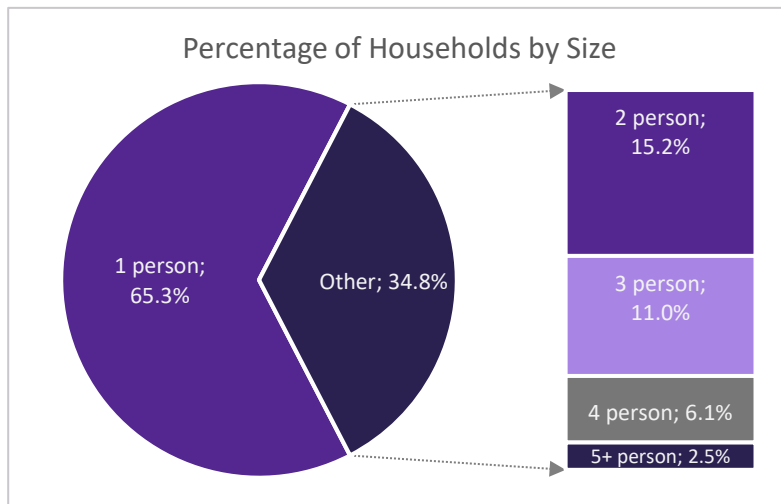


Federal Fiscal Year 2018 Quarter 4 Report NY-522 - Jefferson Lewis St. Lawrence Counties CoC

7/1/2018-9/30/2018

Overview – All Programs

Between 7/1/2018 and 9/30/2018, providers in the PointsNorth served 1169 people experiencing or at risk of experiencing homelessness.ⁱ Residential programs served 750 peopleⁱⁱ, and supportive services only (SSO) programs served 419 people.ⁱⁱⁱ

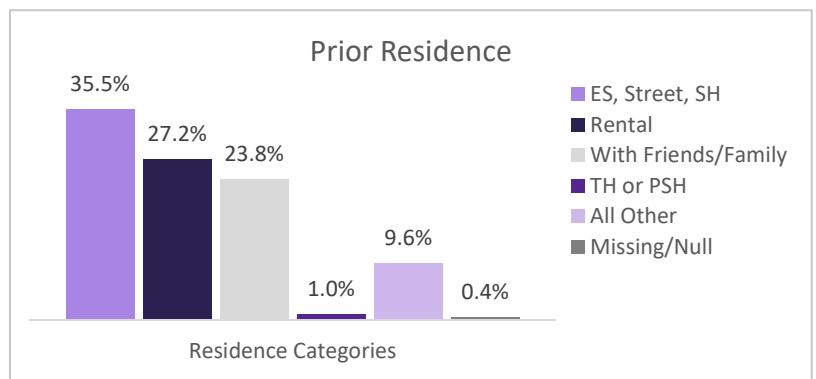


There were 691 households in the CoC, including: 500 households without children (containing 561 individuals), 181 households with both adults and children (containing 239 adults and 332 children), and 10 households of only unaccompanied minors (under 18 years of age), containing 16 minors.^{iv}

By gender, providers in the CoC served 588 (50.3%) women, 558 (47.7%) men, 2 (0.2%) trans-identified individuals, and no gender non-conforming individuals.

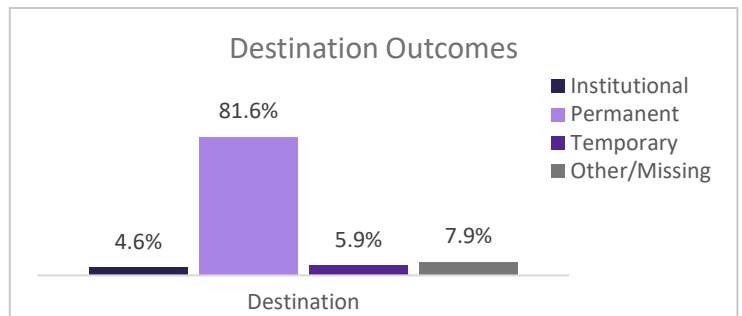
The racial breakdown of those served included: 1011 (86.5%) White, 88 (7.5%) Black or African-American, 3 (0.3%) Native Hawaiian or Other Pacific Islander, 14 (1.2%) American Indian or Alaskan Native, and 32 (2.7%) Multiple Races.^v Regardless of race, 64 (5.5%) individuals identified as Hispanic/Latino in ethnicity.^{vi}

Of 801 adults or heads of household, 284 (35.5%) indicated a prior residence of Emergency Shelter, the streets, or Safe Haven. Of these clients, 179 (63.0%) reported one previous episode of homelessness within the last three years. 63 (22.2%), 12 (4.2%), and 31 (10.9%) reported that they had been 2, 3, or 4+ times homeless (respectively) during the same time frame.

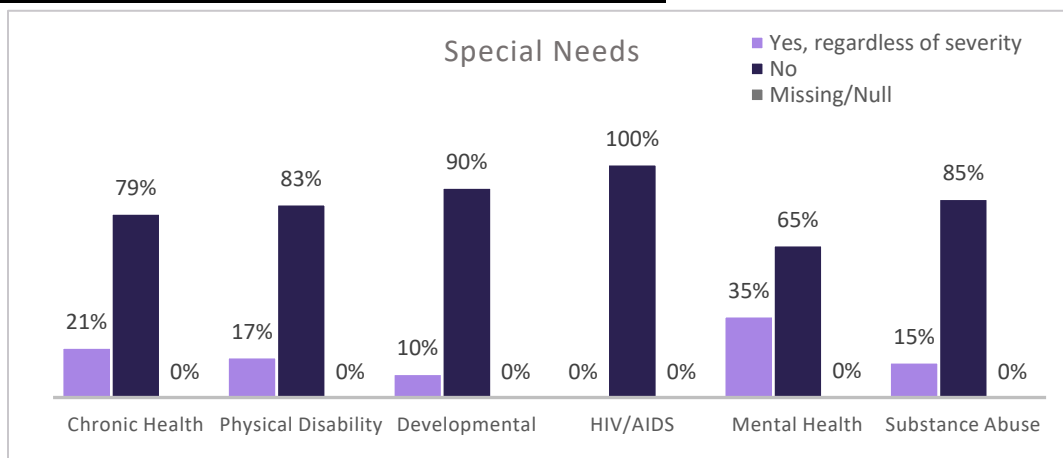


Of the adults or heads of household who were in program a year or more and received an annual assessment (111), 45 (40.5%) saw an increase in income (cash and cash benefits) between admission and their most recent update, while 41 (36.9%) maintained a stable income of greater than zero.

The total number of individuals discharged during the quarter was 304, which included 222 adults and 82 children. 248 (81.6%) were discharged to a permanent destination. Between admission and discharge, income for 20 (9.0%) clients over 18 rose, while 186 (83.8%) clients over 18 maintained a stable income of greater than zero.



Special Needs – HUD and HHS Funded Programs Only



70.5% of adults (463/657) and 16.1% of children (48/299) in HUD or HHS funded programs self-reported at least one physical, emotional, or other health condition *regardless of whether the condition had become serious enough to be disabling*. Among those reporting multiple conditions, the most significant comorbidity was Mental Health and Substance Use (92). When taking severity of condition into account, 337 adults reported conditions that met the criteria to be considered a disability.^{vii}

Sub-Populations – All Programs

19 (2.5%) individuals over 18 met the criteria for chronic homelessness at the time of project entry. 1 out of every 17.4 adults receiving services this quarter was a veteran (5.8%). Out of the 44 veterans served, 25 (56.8%) reported a disabling condition and 2 (4.5%) met the criteria for chronic homelessness at admission. At admission, 125 clients (15.6%) of all clients were considered youth (18-24 years of age.)

Data quality and completeness play a major role in ensuring that these data accurately reflect the work being done within the CoC. CARES reports on the health of HMIS data monthly, and this information may be found at www.caresny.org/.

ⁱ Data breakdowns may total less than the overall total due to differences in data reporting across funders as well as data completeness. Information on **reporting methodology** and on **data completeness** may be found at www.caresny.org/.
ⁱⁱ For this report RRH enrollments are considered residential.
ⁱⁱⁱ For these 'Persons Served' numbers only: if an individual client is served by **BOTH** Residential and Supportive Services programs within the same quarter, the client is counted once in Residential **AND** once in Supportive Services. Therefore, adding these two numbers may equal more than the total unduplicated number of persons served.
^{iv} Data is based on **current** age and household composition, which may differ from information reported at admission.
^v Clients may self-identify up to 5 race categories; for this report, all clients self-identifying with more than one race are grouped together into the "Multiple Races" category.
^{vi} HUD collects Ethnicity under the rationale: "To indicate clients who do and do not identify themselves as Hispanic or Latino."
^{vii} As per the HUD definition of a disabling condition; please see the most recent HUD HMIS Data Standards Manual for further information.

Projects Included in Report for NY-522 - Jefferson Lewis St. Lawrence Counties CoC

Emergency Shelter

JCDSS - Hotel and Motel Vouchers
Lewis County DSS Hotel/Motel Placement Program
St. Lawrence DSS Program

Homelessness Prevention

Legal Aid Rural STEHP Prevention
MILC STEHP - Prevention
Snowbelt STEHP Prevention
WUM - HEARTH III - Prevention

PH - Permanent Supportive Housing

JCDSS - Shelter Plus Chronic 1
JCDSS - Transitional
Neighbors of Watertown - Brighton Building
Neighbors of Watertown - Burdick Building
Neighbors of Watertown - Emerson Place
Neighbors of Watertown - Franklin Apartments
Neighbors of Watertown - Kieff Drive
Neighbors of Watertown - Music Center Apartments
TLS - Gaslight Village
TLS PSH - Chronic Homeless 1
TLS PSH - Chronic Homeless 2

PH - Rapid Re-Housing

MILC STEHP Rapid Re-Housing 2015
Snowbelt CoC Rapid Rehousing
Snowbelt STEHP Rapid Rehousing
TLS - Rapid Rehousing
WUM - Hearth III - Rapid Re-Housing

Transitional Housing

MHJC - Peer Run Housing First Initiative
TLS - CHAAP TH
TLS Scattered Site - Gateway Housing