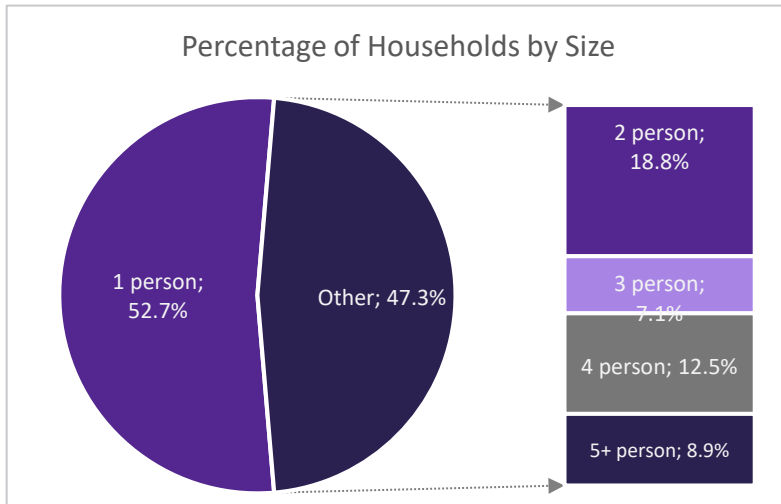


Federal Fiscal Year 2018 Annual Report NY-519 - Columbia/Greene County CoC

10/1/2017-9/30/2018

Overview – All Programs

Between 10/1/2017 and 9/30/2018, providers in the ColumbiaGreene served 239 people experiencing or at risk of experiencing homelessness.ⁱ Residential programs served 62 peopleⁱⁱ, and supportive services only (SSO) programs served 177 people.ⁱⁱⁱ

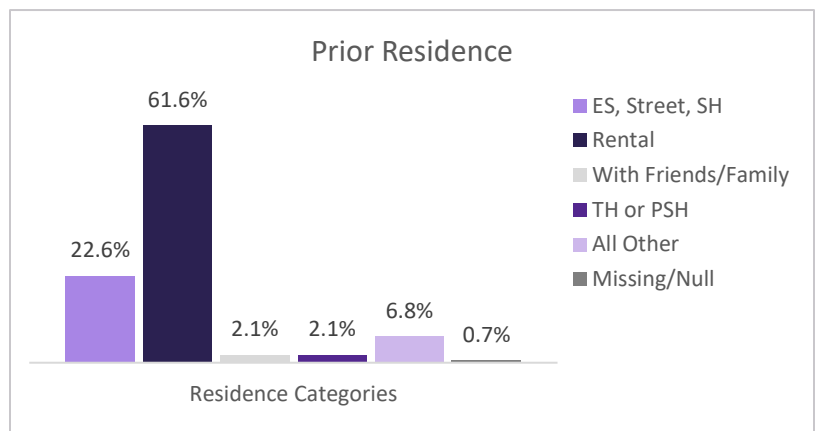


There were 112 households in the CoC, including: 65 households without children (containing 71 individuals), 47 households with both adults and children (containing 75 adults and 92 children), and 0 households of only unaccompanied minors (under 18 years of age), containing 0 minors.^{iv}

By gender, providers in the CoC served 138 (57.7%) women, 100 (41.8%) men, and no trans-identified or gender non-conforming individuals.

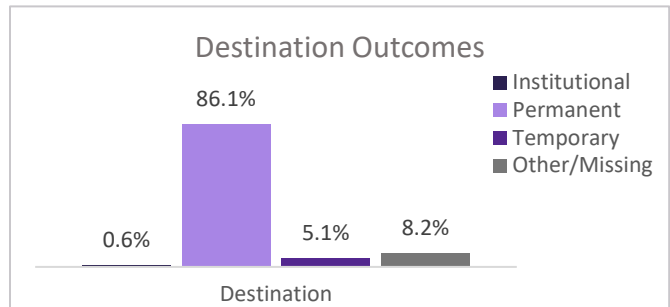
The racial breakdown of those served included: 173 (72.4%) White, 30 (12.6%) Black or African-American, and 29 (12.1%) Multiple Races.^v Regardless of race, 27 (11.3%) individuals identified as Hispanic/Latino in ethnicity.^{vi}

Of 146 adults or heads of household, 33 (22.6%) indicated a prior residence of Emergency Shelter, the streets, or Safe Haven. Of these clients, 13 (39.4%) reported one previous episode of homelessness within the last three years. 3 (9.1%), 5 (15.2%), and 11 (33.3%) reported that they had been 2, 3, or 4+ times homeless (respectively) during the same time frame. 1 (3.0%) did not report on this data element.

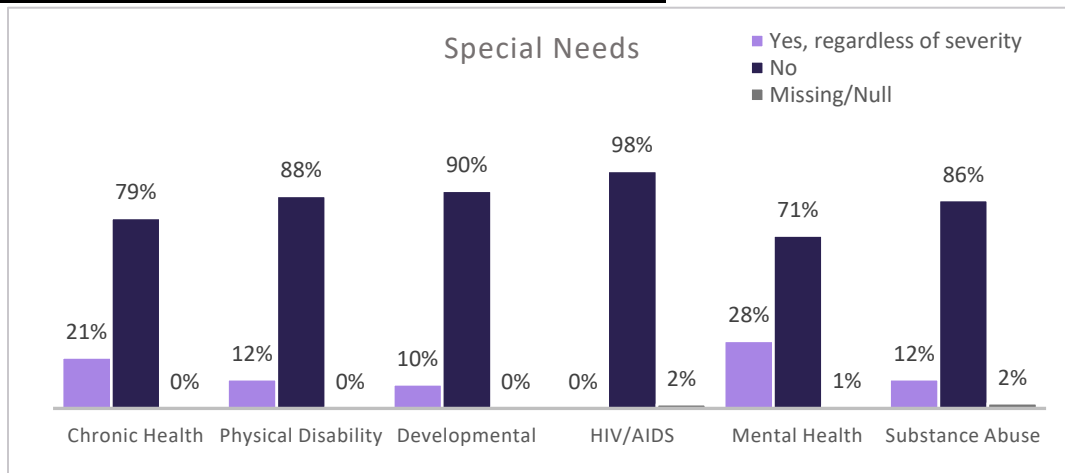


Of the adults or heads of household who were in program a year or more and received an annual assessment (20), 12 (60.0%) saw an increase in income (cash and cash benefits) between admission and their most recent update, while 3 (15.0%) maintained a stable income of greater than zero.

The total number of individuals discharged during the year was 158, which included 88 adults and 70 children. 136 (86.1%) were discharged to a permanent destination. Between admission and discharge, income for 4 (4.5%) clients over 18 rose, while 54 (61.4%) clients over 18 maintained a stable income of greater than zero.



Special Needs – HUD and HHS Funded Programs Only



61.7% of adults (87/141) and 21.7% of children (20/92) in HUD or HHS funded programs self-reported at least one physical, emotional, or other health condition *regardless of whether the condition had become serious enough to be disabling*. Among those reporting multiple conditions, the most significant comorbidity was Mental Health and Substance Use (20). When taking severity of condition into account, 51 adults reported conditions that met the criteria to be considered a disability.^{vii}

Sub-Populations – All Programs

17 (12.6%) individuals over 18 met the criteria for chronic homelessness at the time of project entry. 1 out of every 27.0 adults receiving services this year was a veteran (3.7%). Out of the 5 veterans served, 3 (60.0%) reported a disabling condition and none met the criteria for chronic homelessness at admission. At admission, 16 clients (11.0%) of all clients were considered youth (18-24 years of age.)

Data quality and completeness play a major role in ensuring that these data accurately reflect the work being done within the CoC. CARES reports on the health of HMIS data monthly, and this information may be found at www.caresny.org/.

ⁱ Data breakdowns may total less than this number due to differences in data reporting across funders as well as data completeness. Information on **reporting methodology** and on **data completeness** may be found at www.caresny.org/.

ⁱⁱ RRH enrollments are considered residential.

ⁱⁱⁱ For these 'Persons Served' numbers only: if an individual client is served by **BOTH** Residential and Supportive Services programs within the same year, the client is counted once in Residential **AND** once in Supportive Services. Therefore, adding these two numbers may equal more than the total unduplicated number of persons served.

^{iv} Data based on **current** age and household composition, which may differ from information reported at admission.

^v Clients may self-identify up to 5 race categories in HMIS; for the purposes of this report, all clients self-identifying with more than one race are grouped together into the "Multiple Races" category.

^{vi} HUD data standards collects Ethnicity information under the rationale: "To indicate clients who do and do not identify themselves as Hispanic or Latino." HMIS options for ethnicity are: Hispanic/Latino, Non-Hispanic/Latino, Client doesn't know, Client refused, or Data not collected.

^{vii} As per the HUD definition of a disabling condition; please see the most recent HUD HMIS Data Standards Manual for further information.

Projects Included in Report for NY-519 - Columbia/Greene County CoC

Homelessness Prevention

CAGC STEPH Prevention

Legal Aid Rural STEHP Prevention

PH - Permanent Supportive Housing

Albany VASH - Albany VISN

CAGC HUD SHP

COI HUD SHP 2009

Columbia Opportunities HHAP 5th Street Supportive Housing

Columbia/Greene Supported Housing

P16

P25

PH - Rapid Re-Housing

CAGC STEHP Rapid Rehousing