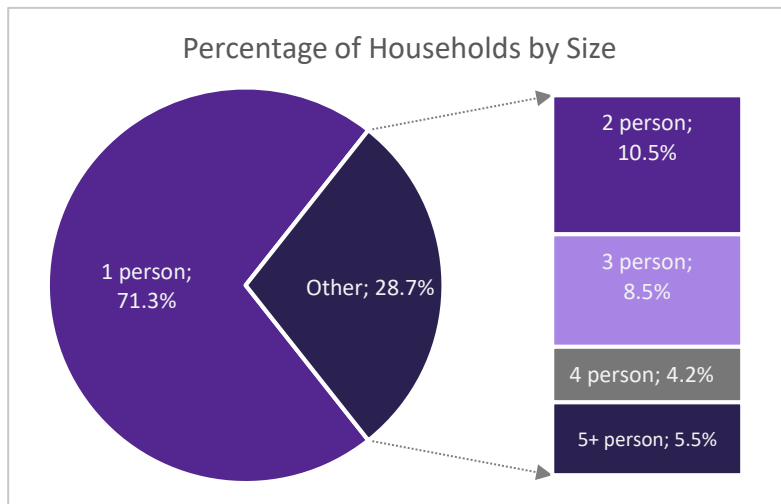


Federal Fiscal Year 2018 Quarter 4 Report NY-512 - Troy/Rensselaer County CoC

7/1/2018-9/30/2018

Overview – All Programs

Between 7/1/2018 and 9/30/2018, providers in the Rensselaer served 1103 people experiencing or at risk of experiencing homelessness.ⁱ Residential programs served 895 peopleⁱⁱ, and supportive services only (SSO) programs served 208 people.ⁱⁱⁱ

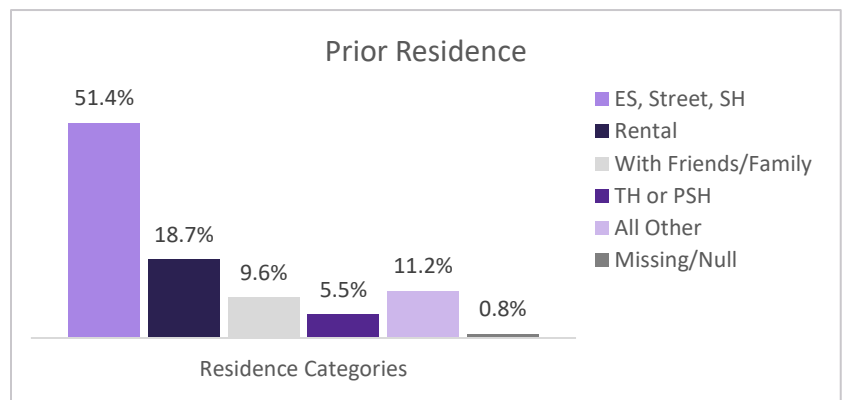


There were 649 households in the CoC, including: 477 households without children (containing 497 individuals), 170 households with both adults and children (containing 232 adults and 355 children), and 2 households of only unaccompanied minors (under 18 years of age), containing 5 minors.^{iv}

By gender, providers in the CoC served 596 (54.0%) women, 481 (43.6%) men, 1 (0.1%) trans-identified individual, and no gender non-conforming individuals.

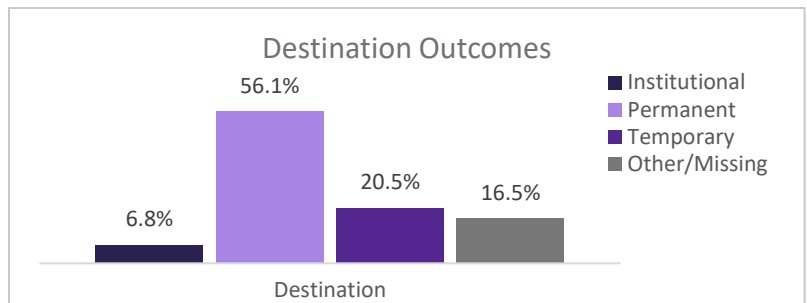
The racial breakdown of those served included: 539 (48.9%) White, 432 (39.2%) Black or African-American, 3 (0.3%) Asian, 13 (1.2%) Native Hawaiian or Other Pacific Islander, 13 (1.2%) American Indian or Alaskan Native, and 51 (4.6%) Multiple Races.^v Regardless of race, 158 (14.3%) individuals identified as Hispanic/Latino in ethnicity.^{vi}

Of 726 adults or heads of household, 373 (51.4%) indicated a prior residence of Emergency Shelter, the streets, or Safe Haven. Of these clients, 137 (36.7%) reported one previous episode of homelessness within the last three years. 62 (16.6%), 42 (11.3%), and 141 (37.8%) reported that they had been 2, 3, or 4+ times homeless (respectively) during the same time frame. 12 (3.2%) did not report on this data element.

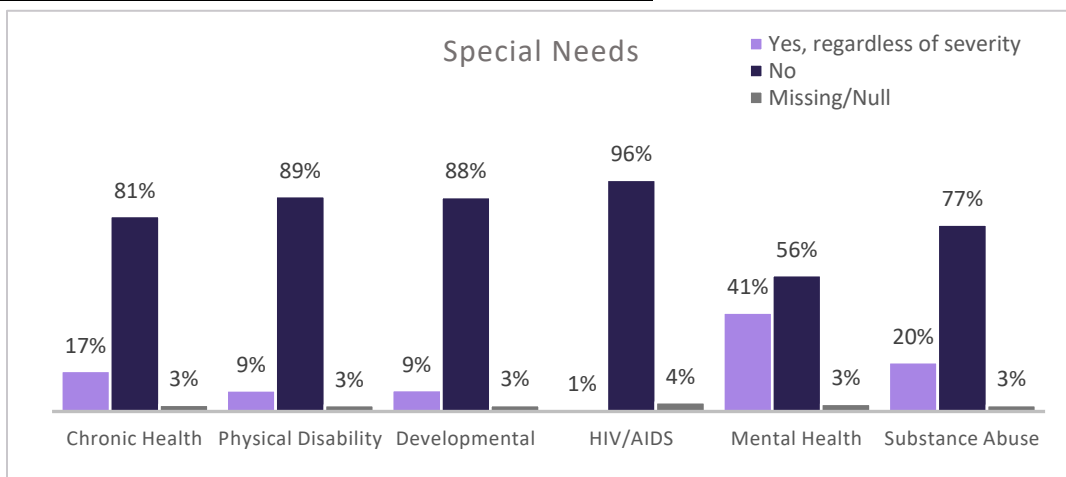


Of the adults or heads of household who were in program a year or more and received an annual assessment (172), 125 (72.7%) saw an increase in income (cash and cash benefits) between admission and their most recent update, while 23 (13.4%) maintained a stable income of greater than zero.

The total number of individuals discharged during the quarter was 278, which included 214 adults and 64 children. 156 (56.1%) were discharged to a permanent destination. Between admission and discharge, income for 21 (9.8%) clients over 18 rose, while 179 (83.6%) clients over 18 maintained a stable income of greater than zero.



Special Needs – HUD and HHS Funded Programs Only



72.5% of adults (416/574) and 15.5% of children (53/343) in HUD or HHS funded programs self-reported at least one physical, emotional, or other health condition *regardless of whether the condition had become serious enough to be disabling*. Among those reporting multiple conditions, the most significant comorbidity was Mental Health and Substance Use (165). When taking severity of condition into account, 381 adults reported conditions that met the criteria to be considered a disability.^{vii}

Sub-Populations – All Programs

117 (16.9%) individuals over 18 met the criteria for chronic homelessness at the time of project entry. 1 out of every 17.3 adults receiving services this quarter was a veteran (5.8%). Out of the 40 veterans served, 29 (72.5%) reported a disabling condition and 5 (12.5%) met the criteria for chronic homelessness at admission. At admission, 81 clients (11.2%) of all clients were considered youth (18-24 years of age.)

Data quality and completeness play a major role in ensuring that these data accurately reflect the work being done within the CoC. CARES reports on the health of HMIS data monthly, and this information may be found at www.caresny.org/.

ⁱ Data breakdowns may total less than the overall total due to differences in data reporting across funders as well as data completeness. Information on **reporting methodology** and on **data completeness** may be found at www.caresny.org/.
ⁱⁱ For this report RRH enrollments are considered residential.
ⁱⁱⁱ For these 'Persons Served' numbers only: if an individual client is served by **BOTH** Residential and Supportive Services programs within the same quarter, the client is counted once in Residential **AND** once in Supportive Services. Therefore, adding these two numbers may equal more than the total unduplicated number of persons served.
^{iv} Data is based on **current** age and household composition, which may differ from information reported at admission.
^v Clients may self-identify up to 5 race categories; for this report, all clients self-identifying with more than one race are grouped together into the "Multiple Races" category.
^{vi} HUD collects Ethnicity under the rationale: "To indicate clients who do and do not identify themselves as Hispanic or Latino."
^{vii} As per the HUD definition of a disabling condition; please see the most recent HUD HMIS Data Standards Manual for further information.

Projects Included in Report for NY-512 - Troy/Rensselaer County CoC

Emergency Shelter

IPH Medical Respite
JH - Code Blue
JH - Inn From the Cold
JH Emergency Shelter
St. Paul's Center
St. Peter's - Veterans Emergency Housing

Homelessness Prevention

AHC - SSVF Homeless Prevention
City of Troy ESG
City of Troy ESG Prev – CCTCS Roarke Center
LASH City of Troy ESG Prevention
LASH Unity House STEHP Prevention
Legal Aid Rural STEHP Prevention
YWCA Rensselaer STEHP Prevention

PH - Permanent Supportive Housing

Albany VASH - Albany VISN
JH - Consolidated
JH Bethune
St. Paul Center Permanent Supportive Housing
St. Peter's - Residence
St. Peter's - Shelter Plus Care THA SP
St. Peter's - SHP
UH 800
UH 800 JH
UH 804 JH
UH 804 UH
UH 804 YW
YWCA Apartment Program
YWCA of Troy Cohoes - SRO Permanent
YWCA of Troy Cohoes Section 8 Mod Rehab

PH - Rapid Re-Housing

AHC - SSVF Rapid Rehousing
City of Troy ESG - TAUM Rapid Rehousing
JH STEHP Rapid Rehousing
LASH City of Troy ESG Rapid Re-Housing
St Paul Center - STEHP Rapid Rehousing

Street Outreach

JH Homeless Outreach

Transitional Housing

YWCA GCR Women in Transition