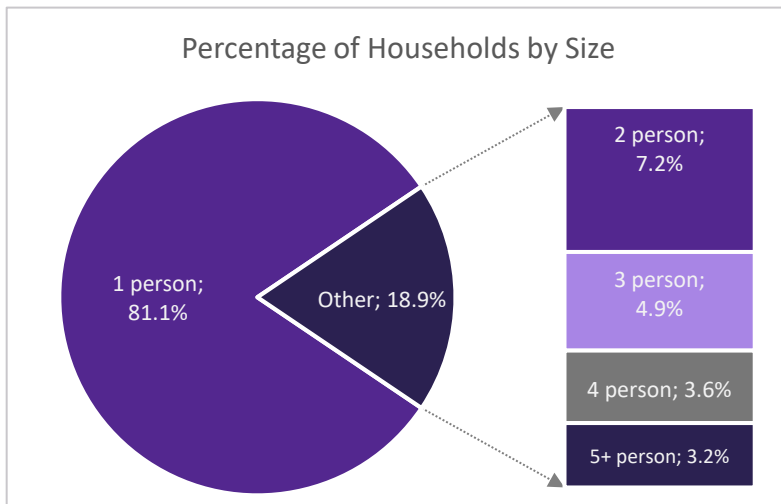


Federal Fiscal Year 2018 Annual Report NY-507 - Schenectady City & County CoC

10/1/2017-9/30/2018

Overview – All Programs

Between 10/1/2017 and 9/30/2018, providers in the Schenectady served 4161 people experiencing or at risk of experiencing homelessness.ⁱ Residential programs served 2673 peopleⁱⁱ, and supportive services only (SSO) programs served 1488 people.ⁱⁱⁱ

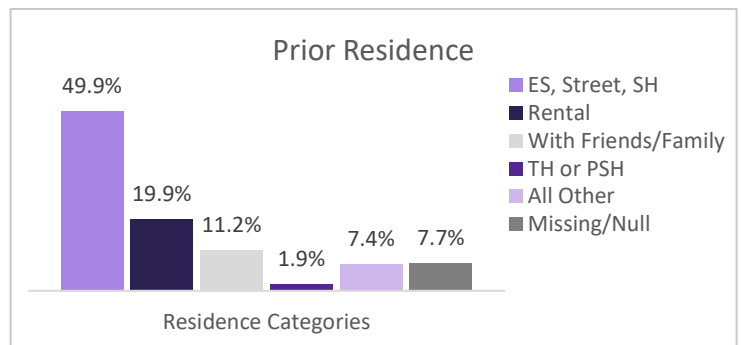


There were 2516 households in the CoC, including: 1997 households without children (containing 2068 individuals), 411 households with both adults and children (containing 554 adults and 837 children), and 108 households of only unaccompanied minors (under 18 years of age), containing 126 minors.^{iv}

By gender, providers in the CoC served 1721 (41.4%) women, 1835 (44.1%) men, 8 (0.2%) trans-identified individuals, and 1 (0.0%) gender non-conforming individuals.

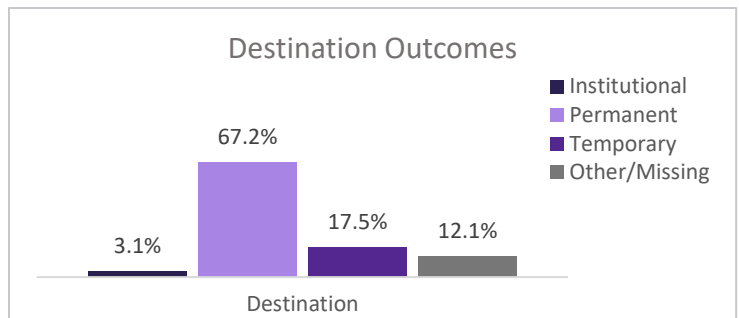
The racial breakdown of those served included: 1349 (32.4%) White, 1721 (41.4%) Black or African-American, 27 (0.6%) Asian, 28 (0.7%) Native Hawaiian or Other Pacific Islander, 42 (1.0%) American Indian or Alaskan Native, and 355 (8.5%) Multiple Races.^v Regardless of race, 643 (15.5%) individuals identified as Hispanic/Latino in ethnicity.^{vi}

Of 2681 adults or heads of household, 1338 (49.9%) indicated a prior residence of Emergency Shelter, the streets, or Safe Haven. Of these clients, 745 (55.7%) reported one previous episode of homelessness within the last three years. 229 (17.1%), 91 (6.8%), and 237 (17.7%) reported that they had been 2, 3, or 4+ times homeless (respectively) during the same time frame. 36 (2.7%) did not report on this data element.

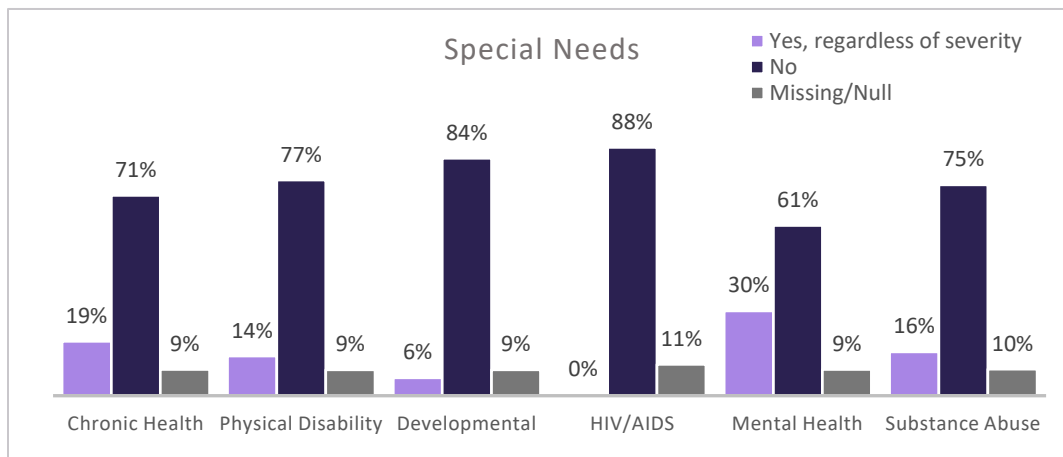


Of the adults or heads of household who were in program a year or more and received an annual assessment (291), 102 (35.1%) saw an increase in income (cash and cash benefits) between admission and their most recent update, while 70 (24.1%) maintained a stable income of greater than zero.

The total number of individuals discharged during the year was 2200, which included 1558 adults and 642 children. 1479 (67.2%) were discharged to a permanent destination. Between admission and discharge, income for 54 (3.5%) clients over 18 rose, while 616 (39.5%) clients over 18 maintained a stable income of greater than zero.



Special Needs – HUD and HHS Funded Programs Only



57.2% of adults (832/1454) and 16.5% of children (95/577) in HUD or HHS funded programs self-reported at least one physical, emotional, or other health condition *regardless of whether the condition had become serious enough to be disabling*. Among those reporting multiple conditions, the most significant comorbidity was Mental Health and Substance Use (218). When taking severity of condition into account, 571 adults reported conditions that met the criteria to be considered a disability.^{vii}

Sub-Populations – All Programs

150 (6.2%) individuals over 18 met the criteria for chronic homelessness at the time of project entry. 1 out of every 16.9 adults receiving services this year was a veteran (5.9%). Out of the 144 veterans served, 86 (59.7%) reported a disabling condition and 14 (9.7%) met the criteria for chronic homelessness at admission. At admission, 453 clients (17.3%) of all clients were considered youth (18-24 years of age.)

Data quality and completeness play a major role in ensuring that these data accurately reflect the work being done within the CoC. CARES reports on the health of HMIS data monthly, and this information may be found at www.caresny.org/.

ⁱ Data breakdowns may total less than this number due to differences in data reporting across funders as well as data completeness. Information on **reporting methodology** and on **data completeness** may be found at www.caresny.org/.

ⁱⁱ RRH enrollments are considered residential.

ⁱⁱⁱ For these ‘Persons Served’ numbers only: if an individual client is served by **BOTH** Residential and Supportive Services programs within the same year, the client is counted once in Residential **AND** once in Supportive Services. Therefore, adding these two numbers may equal more than the total unduplicated number of persons served.

^{iv} Data based on **current** age and household composition, which may differ from information reported at admission.

^v Clients may self-identify up to 5 race categories in HMIS; for the purposes of this report, all clients self-identifying with more than one race are grouped together into the “Multiple Races” category.

^{vi} HUD data standards collects Ethnicity information under the rationale: “To indicate clients who do and do not identify themselves as Hispanic or Latino.” HMIS options for ethnicity are: Hispanic/Latino, Non-Hispanic/Latino, Client doesn't know, Client refused, or Data not collected.

^{vii} As per the HUD definition of a disabling condition; please see the most recent HUD HMIS Data Standards Manual for further information.

Projects Included in Report for NY-507 - Schenectady City & County CoC

Day Shelter

Bethesda House Day Program Drop-in Center
BH STEHP Emergency Services Program

Emergency Shelter

Bethesda House Emergency Veterans Initiative
Bethesda House Overnight Emergency Shelter
City Mission of Schenectady Family Life Center
City Mission of Schenectady Shelter
Safe Inc of Sch'dy - SAFE House
SCDSS - Home Connections Family
SCDSS - Schen Co - Home Connections ES

Homelessness Prevention

AHC - SSVF Homeless Prevention
Bethesda House of Schenectady HOME Prevention
Safe Inc - Community Coaching
SCAP STEHP LEGAL AID Prevention
SCAP STEHP Prevention
SCAP-ESG-Court Advocacy
SCAP-ESG-Court Advocacy Prevention LASH
VCHC SSVF Prevention

PH - Permanent Supportive Housing

Albany VASH - Albany VISN
Bethesda House - Beacon Residential Program
Bethesda House Liberty House
Bethesda House Lighthouse
Bethesda House Pathways To The Future
Mohawk Opportunities Continuum of Care Program - 14
Unit
Mohawk Opportunities Permanent Supported Housing
Program
New Choices Recovery Center - Shelter Plus Care
SCAP PHP 27
SCAP Shelter Plus Care Program
Schenectady YMCA - SRO
YMCA - Development at Broadway Mod Rehab SRO
YMCA of Schenectady Shelter Plus Care -DUP09A 10
unit
YMCA of Schenectady Shelter Plus Care -DUP09B 20
unit
YMCA Supported Housing
YWCA Schenectady - Main Building
YWCA Schenectady Rosa's House Expansion

PH - Rapid Re-Housing

AHC - SSVF Rapid Rehousing
Bethesda House of Schenectady HOME Rapid Re-
housing
BH STEHP Rapid Re-Housing
SCAP - CoC Rapid Re-Housing
SCAP STEHP Rapid Rehousing
VCHC SSVF Program Rapid Rehousing

Services Only Program

LASH Schenectady
Safe Inc of Sch'dy - Project Safe/Life Skills Program
SCAP ESSHI at Hillside View
SCAP Supportive Housing Solutions
SCDSS - Schen Co - Home Connections CM

Street Outreach

CAPTAIN RHY Outreach
Safe Inc - Outreach

Transitional Housing

City Mission of Schenectady Transitional Housing
SCAP Sojourn House