

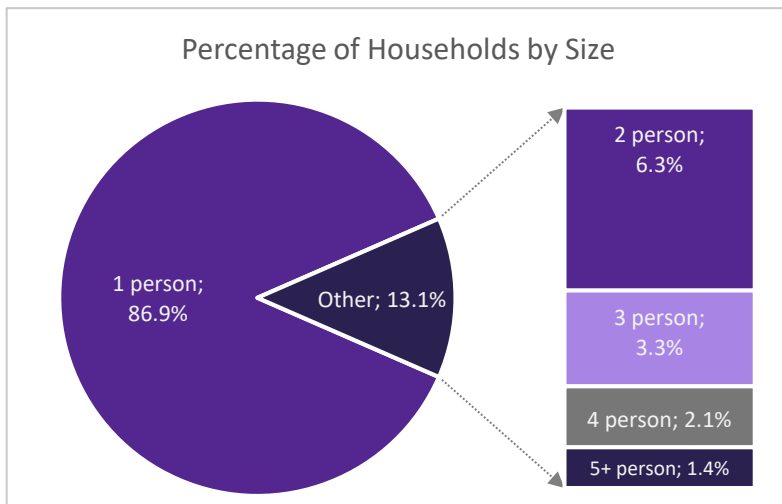


## Federal Fiscal Year 2018 Annual Report NY-503 - Albany City & County CoC

10/1/2017-9/30/2018

### Overview – All Programs

Between 10/1/2017 and 9/30/2018, providers in the Albany served 6278 people experiencing or at risk of experiencing homelessness.<sup>i</sup> Residential programs served 3396 people<sup>ii</sup>, and supportive services only (SSO) programs served 2882 people.<sup>iii</sup>

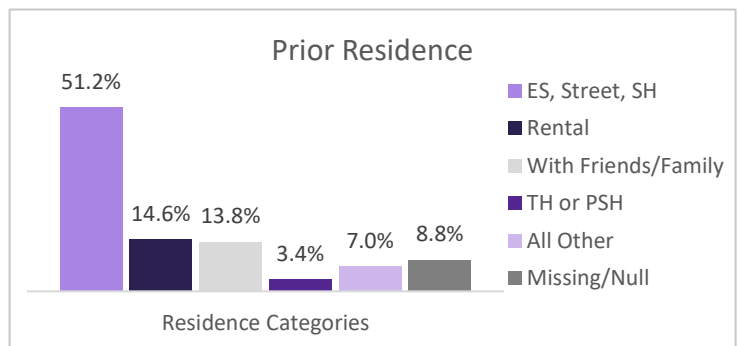


There were 4618 households in the CoC, including: 3908 households without children (containing 3987 individuals), 515 households with both adults and children (containing 637 adults and 958 children), and 195 households of only unaccompanied minors (under 18 years of age), containing 229 minors.<sup>iv</sup>

By gender, providers in the CoC served 2492 (39.7%) women, 3179 (50.6%) men, 22 (0.4%) trans-identified individuals, and 2 (0.0%) gender non-conforming individuals.

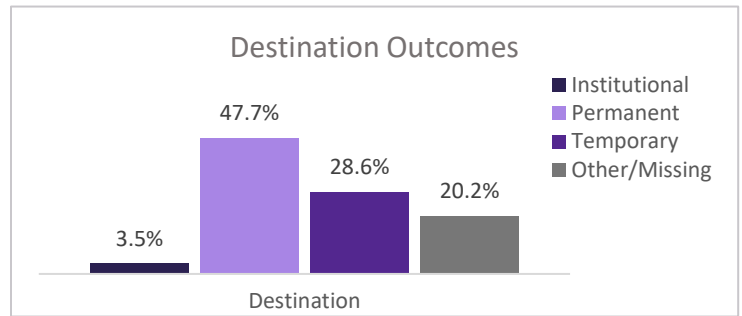
The racial breakdown of those served included: 1888 (30.1%) White, 3018 (48.1%) Black or African-American, 20 (0.3%) Asian, 20 (0.3%) Native Hawaiian or Other Pacific Islander, 98 (1.6%) American Indian or Alaskan Native, and 348 (5.5%) Multiple Races.<sup>v</sup> Regardless of race, 715 (11.4%) individuals identified as Hispanic/Latino in ethnicity.<sup>vi</sup>

Of 4758 adults or heads of household, 2436 (51.2%) indicated a prior residence of Emergency Shelter, the streets, or Safe Haven. Of these clients, 1252 (51.4%) reported one previous episode of homelessness within the last three years. 365 (15.0%), 173 (7.1%), and 458 (18.8%) reported that they had been 2, 3, or 4+ times homeless (respectively) during the same time frame. 188 (7.7%) did not report on this data element.

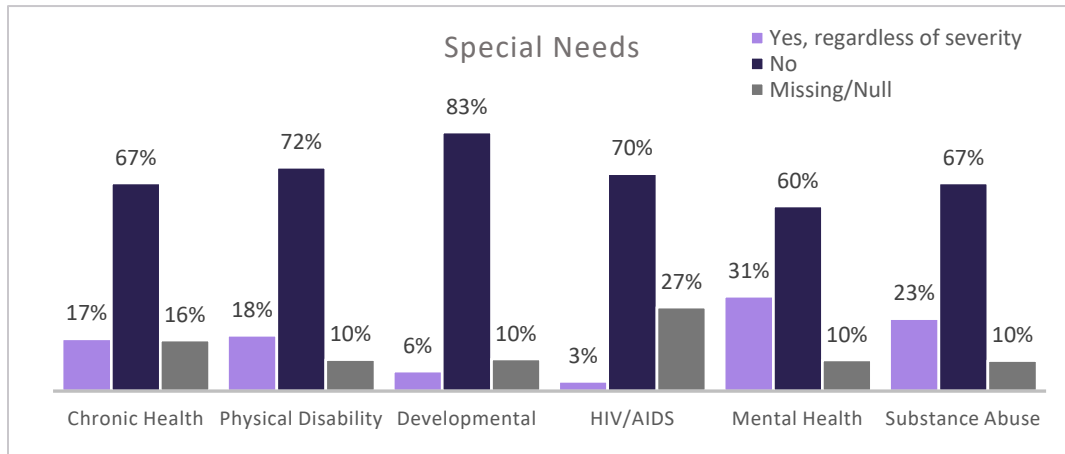


Of the adults or heads of household who were in program a year or more and received an annual assessment (369), 159 (43.1%) saw an increase in income (cash and cash benefits) between admission and their most recent update, while 99 (26.8%) maintained a stable income of greater than zero.

The total number of individuals discharged during the year was 2620, which included 1980 adults and 640 children. 1249 (47.7%) were discharged to a permanent destination. Between admission and discharge, income for 82 (4.1%) clients over 18 rose, while 646 (32.6%) clients over 18 maintained a stable income of greater than zero.



### **Special Needs – HUD and HHS Funded Programs Only**



58.6% of adults (2418/4125) and 13.9% of children (122/877) in HUD or HHS funded programs self-reported at least one physical, emotional, or other health condition *regardless of whether the condition had become serious enough to be disabling*. Among those reporting multiple conditions, the most significant comorbidity was Mental Health and Substance Use (710). When taking severity of condition into account, 1663 adults reported conditions that met the criteria to be considered a disability.<sup>vii</sup>

### **Sub-Populations – All Programs**

311 (7.1%) individuals over 18 met the criteria for chronic homelessness at the time of project entry. 1 out of every 7.1 adults receiving services this year was a veteran (14.1%). Out of the 622 veterans served, 424 (68.2%) reported a disabling condition and 38 (6.1%) met the criteria for chronic homelessness at admission. At admission, 558 clients (12.1%) of all clients were considered youth (18-24 years of age.)

*Data quality and completeness play a major role in ensuring that these data accurately reflect the work being done within the CoC. CARES reports on the health of HMIS data monthly, and this information may be found at [www.caresny.org/](http://www.caresny.org/).*

<sup>i</sup> Data breakdowns may total less than this number due to differences in data reporting across funders as well as data completeness. Information on **reporting methodology** and on **data completeness** may be found at [www.caresny.org/](http://www.caresny.org/).

<sup>ii</sup> RRH enrollments are considered residential.

<sup>iii</sup> For these 'Persons Served' numbers only: if an individual client is served by **BOTH** Residential and Supportive Services programs within the same year, the client is counted once in Residential **AND** once in Supportive Services. Therefore, adding these two numbers may equal more than the total unduplicated number of persons served.

<sup>iv</sup> Data based on **current** age and household composition, which may differ from information reported at admission.

<sup>v</sup> Clients may self-identify up to 5 race categories in HMIS; for the purposes of this report, all clients self-identifying with more than one race are grouped together into the "Multiple Races" category.

<sup>vi</sup> HUD data standards collect Ethnicity information under the rationale: "To indicate clients who do and do not identify themselves as Hispanic or Latino." HMIS options for ethnicity are: Hispanic/Latino, Non-Hispanic/Latino, Client doesn't know, Client refused, or Data not collected.

<sup>vii</sup> As per the HUD definition of a disabling condition; please see the most recent HUD HMIS Data Standards Manual for further information.

## **Projects Included in Report for NY-503 - Albany City & County CoC**

### **Day Shelter**

IPH - Sheridan Hollow

### **Emergency Shelter**

ACDSS - Schuyler Inn

AHC - Community Contract Beds

IPH - Emergency Shelter

IPH - Safe Haven

Marillac Shelter

Mercy House

SAI Basic Center Program Shelter

SPARC Morton Avenue Shelter

St. Charles Lwanga Center

### **Homelessness Prevention**

AHC - SSVF Homeless Prevention

City of Albany ESG- LASH - ESG Prevention

City of Albany ESG- UTA - ESG

Legal Aid Rural STEHP Prevention

### **PH - Permanent Supportive Housing**

AHC - 334 Clinton Ave (SRO)

AHC - Permanent Supportive Housing for Homeless Veteran's

AHC - S plus C for Homeless Vets with Disabilities

AHC - WALTER STREET RESIDENCE

Albany SAIL

Albany VASH - Albany VISN

CAPS- 100 Clinton Ave Apartments

CARES Apartments - Other Funding Sources

Cares- Project Based Rental Assistance for Homeless Persons

Living With HIV/AIDS (Yr 2)

Cares- Shelter Plus Care Program for Persons with Disabilities  
(Yr 3)

CCHO - Scattersite

Damien Center - The Madison Apartments FY2016

Damien Center of Albany Shelter Plus Care

Damien Center PSH

DePaul II SHP

DePaul Residence

HAC - SRO

HATAS - Pathways Project

HATAS - Pathways Project 2

HATAS - S Plus C Program

HATAS MH Tenant Based Rental Assistance

Hope House Shelter Plus Care

Individual Supported Housing

IPH - Hope Through Housing

IPH - Sheridan Ave Housing Project - NEW

IPH- Sheridan Ave Housing Project II

Multi-Division Housing - IPH HATAS St Catherine's  
Collaborative

SPARC Shelter Plus Care

Support Ministries - Arvilla House

Support Ministries - Project HELP

Supported Housing Plus

TA - HHAP 26 Trinity Place

Waldorf Residence

### **PH - Rapid Re-Housing**

AHC - Rapid Rehousing for Homeless Veterans(2016)

AHC - SSVF Rapid Rehousing

Albany County STEHP - LASH Rapid Re-Housing

HATAS STEHP Rapid Rehousing

HATAS The Next Step RRH

Legal Aid Rapid Rehousing for Families FY2016

### **Services Only Program**

AHC - CASE MANAGEMENT & ASSESSMENT

DVLASH

### **Street Outreach**

Equinox Street Outreach

HAC - JH STEHP Van Outreach

HAC - STEHP Van Outreach

### **Transitional Housing**

ACCA-Vista House

AHC - OPERATIONS AT 280 CLINTON AVENUE

AHC - VETERANS HOUSE-ADDITION

AHC - VETERANS HOUSE-MAIN

CMS - TLP - Apartment Program

Equinox - Transitional Living

Equinox- Project Independence

Mercy House Transitional

Support Ministries - Perry House