



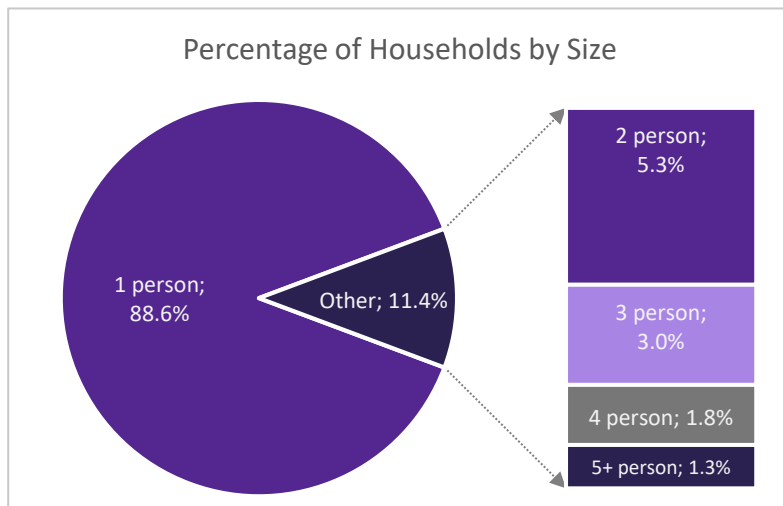
## Quarterly Report

# NY-602 - Newburgh/Middletown/Orange County CoC

4/1/2018-6/30/2018

### Overview – All Programs

Between 4/1/2018 and 6/30/2018, providers in the Newburgh/Middletown/Orange County CoC served 2119 people experiencing or at risk of experiencing homelessness<sup>i</sup>. Residential programs served 1027 people<sup>ii</sup>, and supportive services only (SSO) programs served 1106 people<sup>iii</sup>.

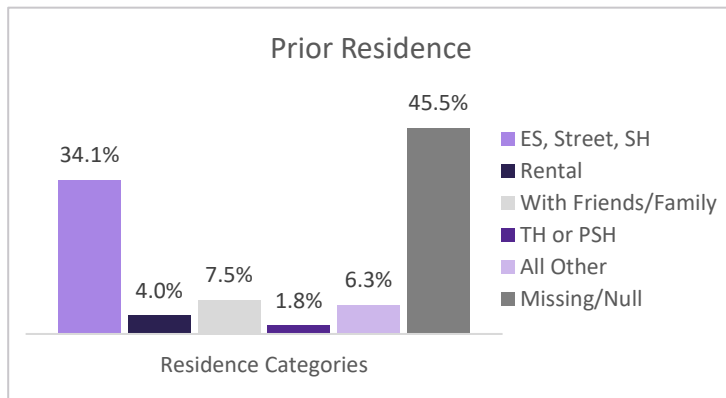


There were 1721 households in the CoC, including: 1226 households without children (containing 1244 individuals), 174 households with both adults and children (containing 217 adults and 331 children), and 321 households of only unaccompanied minors (under 18 years of age), containing 327 minors<sup>iv</sup>.

By gender, providers in the CoC served 972 (45.9%) women, 1049 (49.5%) men, and 4 (0.2%) trans-identified individuals.

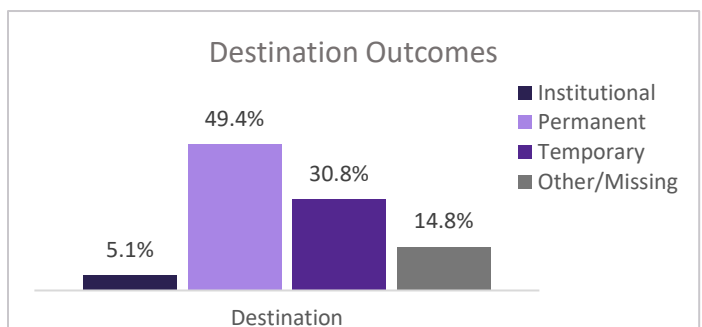
The racial and ethnic breakdown of those served included: 856 (40.4%) White, 737 (34.8%) Black or African-American, 5 (0.2%) Asian, 11 (0.5%) Native Hawaiian or Other Pacific Islander, 15 (0.7%) American Indian or Alaskan Native, and 327 (15.4%) Multiple Races. 440 (20.8%) individuals identified as Hispanic/Latino regardless of race.

The racial and ethnic breakdown of those served included: 856 (40.4%) White, 737 (34.8%) Black or African-American, 5 (0.2%) Asian, 11 (0.5%) Native Hawaiian or Other Pacific Islander, 15 (0.7%) American Indian or Alaskan Native, and 327 (15.4%) Multiple Races. 440 (20.8%) individuals identified as Hispanic/Latino regardless of race.



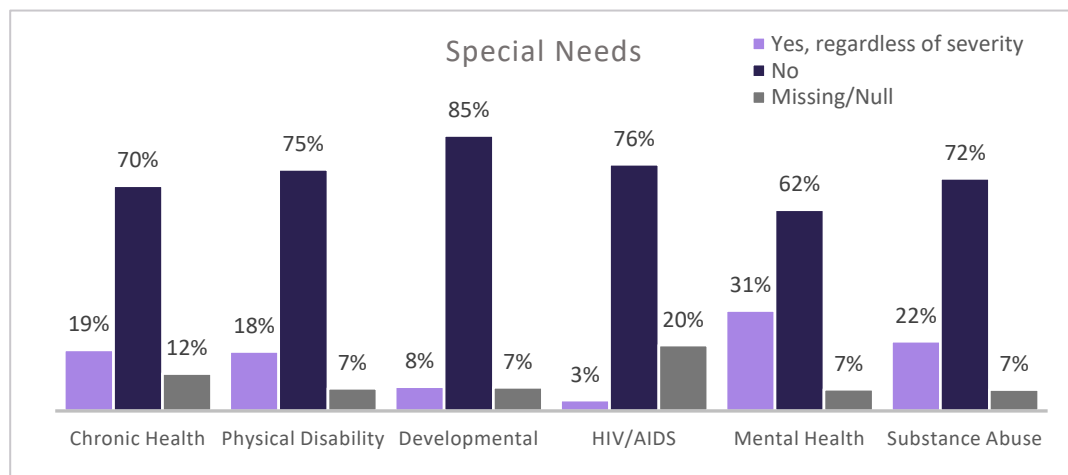
Of 1770 adults or heads of household, 604 (34.1%) indicated a prior residence of Emergency Shelter, the streets, or Safe Haven. Of these clients, 215 (35.6%) reported no previous episodes of homelessness within the last three years. 87 (14.4%), 51 (8.4%), and 58 (9.6%) reported that they had been 2, 3, or 4+ times homeless (respectively) during the same time frame. 195 (32.3%) did not report on this data element.

For the adults or heads of household who were in program a year or more and received an annual assessment (138), 70 (50.7%) saw an increase in income (cash and cash benefits) between admission and the most recent update, while 38 (27.5%) saw no change in income that was initially higher than zero<sup>v</sup>.



The total number of individuals discharged during the quarter was 413, which included 255 adults and 158 children. 204 (49.4%) were discharged to a permanent destination. Income for 13 (5.1%) clients over 18 rose between admission and discharge, while 195 (76.5%) maintained stable income of greater than zero.

### **Special Needs – HUD and HHS Funded Programs Only**



38.8% of adults (427/1101) and 6.5% of children (38/589) in HUD or HHS funded programs self-reported at least one physical, emotional, or other health condition *regardless of whether the condition had become serious enough to be disabling*. Among those reporting

multiple conditions, the most significant comorbidity was Mental Health and Substance Use (96). When taking severity of condition into account, 282 adults reported conditions that met the criteria to be considered a disability.

### **Sub-Populations – All Programs**

44 (3.0%) individuals over 18 met the criteria for chronic homelessness at the time of project entry.<sup>vi</sup> 1 out of every 20.3 adults receiving services this quarter was a veteran (4.9%). Out of the 72 veterans served, 34 (47.2%) reported a disabling condition and 7 (9.7%) met the criteria for chronic homelessness at admission.

*Data quality and completeness play a major role in ensuring that these data accurately reflect the work being done within the CoC. CARES routinely tracks the health of HMIS data and this information may be found at [www.caresny.org](http://www.caresny.org).*

<sup>i</sup> Data breakdowns for subsequent categories may total less than this number due to differences in data reporting across funders, as well as data completeness. Information on **reporting methodology** and on **data completeness** may be found at [www.caresny.org/](http://www.caresny.org/).

<sup>ii</sup> For the purposes of this report, any RRH enrollments are considered residential.

<sup>iii</sup> Counts are unduplicated within the category itself only; IF SERVED BY BOTH, a client is counted once in Residential **AND** once in Supportive Services Only.

<sup>iv</sup> Data based on current age and household composition, which may differ from information reported at admission.

<sup>v</sup> This measure includes individuals across all project types.

<sup>vi</sup> Please note that HMIS began using HUD's new definition of chronic homelessness effective 10/1/2015 and all individuals in program on or after that date are measured using this new definition, even if their program start date was prior to the change in definition taking effect.

## **Projects Included in Report**

NY-602 - Newburgh/Middletown/Orange County CoC

### **Emergency Shelter**

HONOR Family Shelter  
HONOR Men's Shelter  
HONOR STEHP A Friends House  
HONOR Women's Shelter  
MHV - OC CHI 9W  
MHV-OC 44 Grand  
Newburgh Ministry Winterhaven  
OC Housing Resource - Misc Motel Rm

### **Homelessness Prevention**

HONOR A Friends House RHY Prevention  
Legal Services of the Hudson Valley STEHP

### **PH - Housing with Services**

Home to Stay - HUD  
Invisible Children's Project HUD

### **PH - Permanent Supportive Housing**

HONOR ehg (PSH) Bonus (Housing First 2)  
HONOR Permanent Housing Bonus (Housing First 1)  
HONOR Stephen Saunders Residence  
MHA OC Supported Housing Individuals  
MHA OC Supportive Housing for Families  
Project LIFE PLUS Program  
RECAP CoC  
RECAP CoC Vets  
Safe Harbors Cornerstone Residence  
SC Enhanced Supported  
SC Individuals

### **Street Outreach**

HONOR Adult Outreach  
HONOR STEHP Youth Outreach

### **Transitional Housing**

HONOR Ecclesia House  
MHV- CHI Port Jervis  
Project Life Transitional - Family