



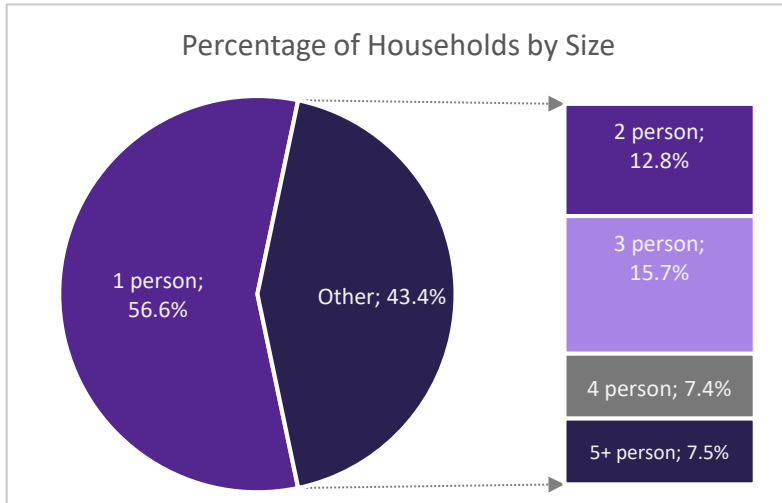
## Quarterly Report

# NY-606 - Rockland County CoC

10/1/2017-12/31/2017

### Overview – All Programs

Between 10/1/2017 and 12/31/2017, providers in the Rockland County CoC served 1065 people experiencing or at risk of experiencing homelessness<sup>i</sup>. Residential programs served 298 people<sup>ii</sup>, and supportive services only (SSO) programs served 769 people<sup>iii</sup>.

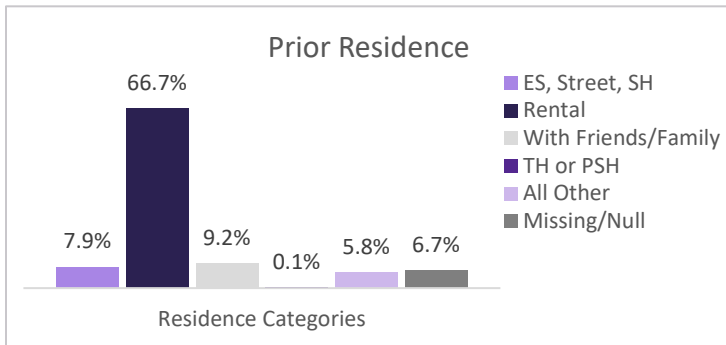


There were 530 households in the CoC, including: 357 households without children (containing 459 individuals), 163 households with both adults and children (containing 286 adults and 306 children), and 10 households of only unaccompanied minors (under 18 years of age), containing 14 minors<sup>iv</sup>.

By gender, providers in the CoC served 535 (50.2%) women, 489 (45.9%) men, and no trans-identified individuals.

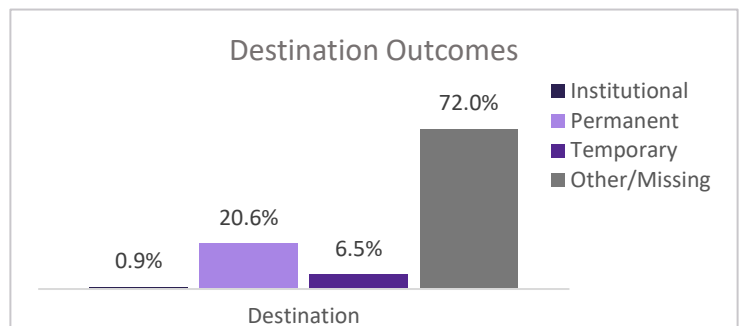
The racial and ethnic breakdown of those served included: 321 (30.1%) White, 426 (40.0%) Black or African-American, 4 (0.4%) Asian, 1 (0.1%) Native Hawaiian or Other Pacific Islander, 2 (0.2%) American Indian or Alaskan Native, and 11 (1.0%) Multiple Races. 159 (14.9%) individuals identified as Hispanic/Latino regardless of race.

The racial and ethnic breakdown of those served included: 321 (30.1%) White, 426 (40.0%) Black or African-American, 4 (0.4%) Asian, 1 (0.1%) Native Hawaiian or Other Pacific Islander, 2 (0.2%) American Indian or Alaskan Native, and 11 (1.0%) Multiple Races. 159 (14.9%) individuals identified as Hispanic/Latino regardless of race.



Of 747 adults or heads of household, 59 (7.9%) indicated a prior residence of Emergency Shelter, the streets, or Safe Haven. Of these clients, 34 (57.6%) reported no previous episodes of homelessness within the last three years. 6 (10.2%), 5 (8.5%), and 9 (15.3%) reported that they had been 2, 3, or 4+ times homeless (respectively) during the same time frame. 5 (8.5%) did not report on this data element.

For the adults or heads of household who were in program a year or more and received an annual assessment (7), 3 (42.9%) saw an increase in income (cash and cash benefits) between admission and the most recent update, while 1 (14.3%) saw no change in income that was initially higher than zero<sup>v</sup>.

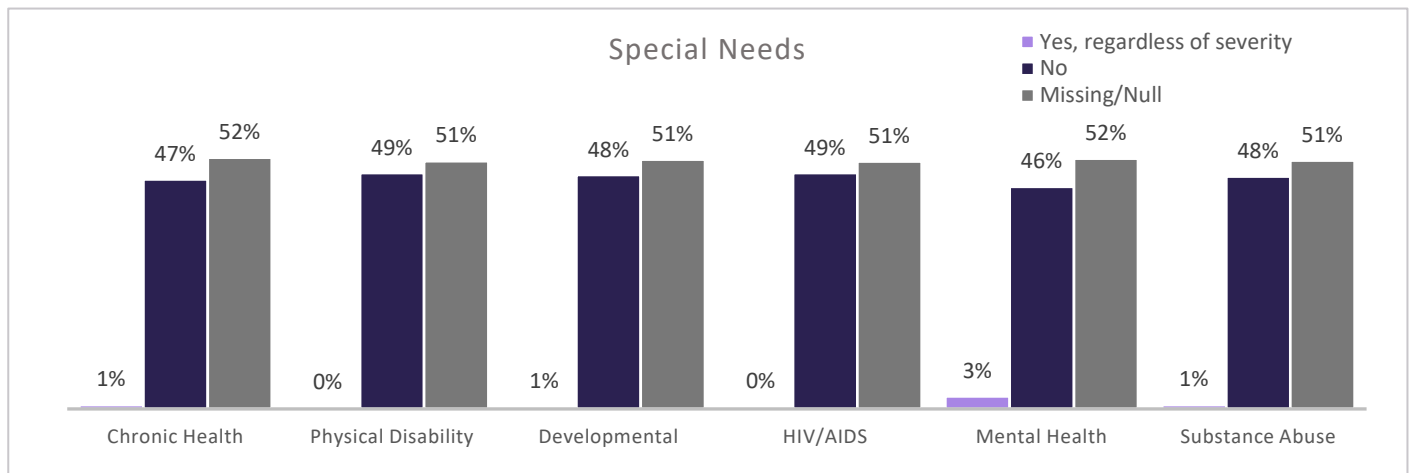


The total number of individuals discharged during the quarter was 107, which included 90 adults and 17 children. 22 (20.6%) were discharged to a permanent destination. Income for 2 (2.2%) clients over 18 rose between admission and discharge, while 3 (3.3%) maintained stable income of greater than zero.

### **Sub-Populations – All Programs**

6 (0.8%) individuals over 18 met the criteria for chronic homelessness at the time of project entry.<sup>vi</sup> 1 out of every 33.9 adults receiving services this quarter was a veteran (3.0%). Out of the 22 veterans served, 10 (45.5%) reported a disabling condition and 2 (9.1%) met the criteria for chronic homelessness at admission. Of all clients, 125 (16.8%) were considered youth (aged 18- 24 years).

### **Special Needs – HUD and HHS Funded Programs Only**



4.7% of adults (26/553) and 2.1% of children (6/288) in HUD or HHS funded programs self-reported at least one physical, emotional, or other health condition *regardless of whether the condition had become serious enough to be disabling*. When taking severity of condition into account, 17 adults reported conditions that met the criteria to be considered a disability.

*Data quality and completeness play a major role in ensuring that these data accurately reflect the work being done within the CoC. CARES routinely tracks the health of HMIS data and this information may be found at [www.caresny.org](http://www.caresny.org).*

<sup>i</sup> Data breakdowns for subsequent categories may total less than this number due to differences in data reporting across funders, as well as data completeness. Information on **reporting methodology** and on **data completeness** may be found at [www.caresny.org](http://www.caresny.org).

<sup>ii</sup> For the purposes of this report, any RRH enrollments are considered residential.

<sup>iii</sup> Counts are unduplicated within the category itself only; IF SERVED BY BOTH, a client is counted once in Residential **AND** once in Supportive Services Only.

<sup>iv</sup> Data based on current age and household composition, which may differ from information reported at admission

<sup>v</sup> This measure includes individuals across all project types

<sup>vi</sup> Please note that HMIS began using HUD's new definition of chronic homelessness effective 10/1/2015 and all individuals in program on or after that date are measured using this new definition, even if their program start date was prior to the change in definition taking effect.

## **Projects Included in Report**

### **NY-606 - Rockland County CoC**

---

#### **Emergency Shelter**

Helping Hands Seasonal Emergency Shelter

RC DSS Emergency Family Shelter

#### **Homelessness Prevention**

CCSR ESG Homeless Prevention

Legal Aid RC ESG Legal Services

#### **PH - Permanent Supportive Housing**

Conway House

Fred Hecht Affordable Apartments

Homes for Heroes

RCOCD Community Development Program HOME II

RCOCD Permanent Disability Housing

RCOCD Permanent Disability Housing (2)

#### **PH - Rapid Re-Housing**

Helping Hands Rapid Rehousing Program

RCDSS Rockland County Rapid Rehousing (2014)

#### **Transitional Housing**

Open Arms Mens Community Residence