

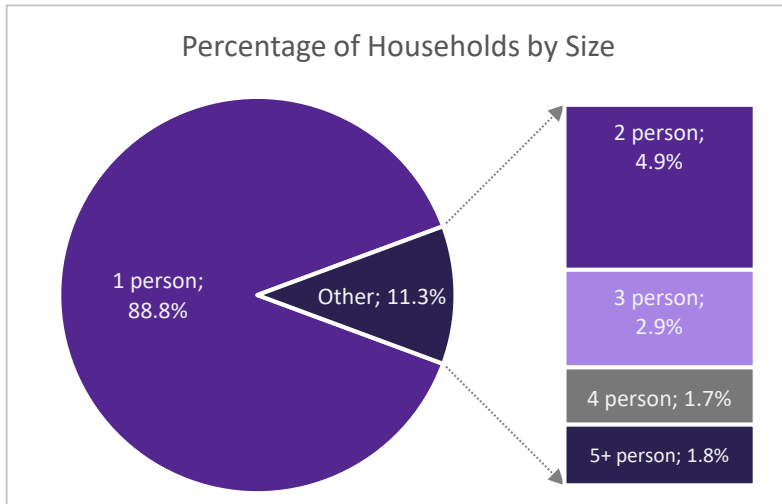
Quarterly Report

NY-602 – Newburgh, Middletown/Orange County CoC

1/1/2018-3/31/2018

Overview – All Programs

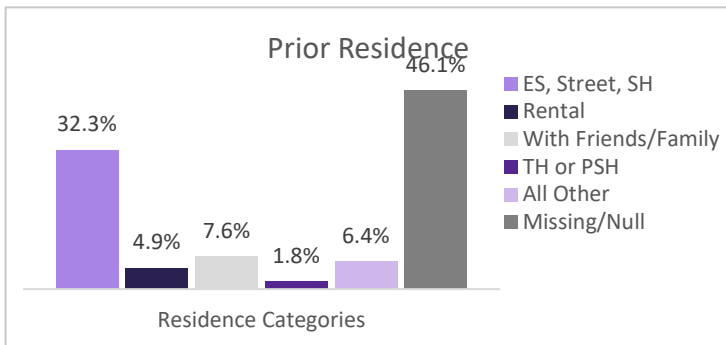
Between 1/1/2018 and 3/31/2018, providers in the Newburgh, Middletown/Orange County CoC served 2014 people experiencing or at risk of experiencing homelessnessⁱ. Residential programs served 958 peopleⁱⁱ, and supportive services only (SSO) programs served 1070 peopleⁱⁱⁱ.



There were 1624 households in the CoC, including: 1167 households without children (containing 1182 individuals), 165 households with both adults and children (containing 212 adults and 325 children), and 292 households of only unaccompanied minors (under 18 years of age), containing 295 minors^{iv}.

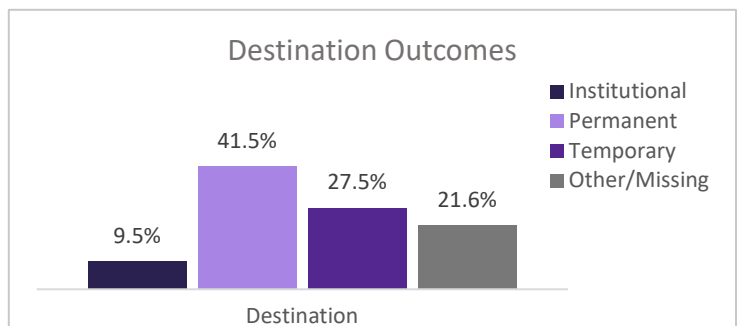
By gender, providers in the CoC served 918 (45.6%) women, 1002 (49.8%) men, and 5 (0.2%) trans-identified individuals.

The racial and ethnic breakdown of those served included: 826 (41.0%) White, 691 (34.3%) Black or African-American, 9 (0.4%) Asian, 11 (0.5%) Native Hawaiian or Other Pacific Islander, 20 (1.0%) American Indian or Alaskan Native, and 313 (15.5%) Multiple Races. 428 (21.3%) individuals identified as Hispanic/Latino regardless of race.



Of 1680 adults or heads of household, 543 (32.3%) indicated a prior residence of Emergency Shelter, the streets, or Safe Haven. Of these clients, 190 (35.0%) reported no previous episodes of homelessness within the last three years. 66 (12.2%), 39 (7.2%), and 59 (10.9%) reported that they had been 2, 3, or 4+ times homeless (respectively) during the same time frame. 189 (34.8%) did not report on this data element.

For the adults or heads of household who were in program a year or more and received an annual assessment (143), 63 (44.1%) saw an increase in income (cash and cash benefits) between admission and the most recent update, while 38 (26.6%) saw no change in income that was initially higher than zero^v.

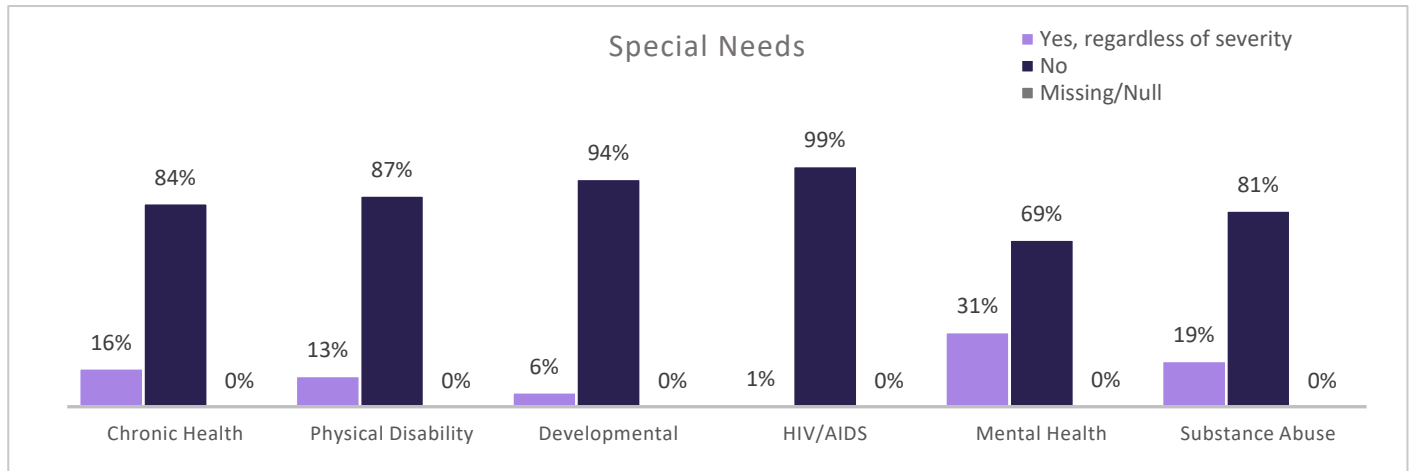


The total number of individuals discharged during the quarter was 306, which included 192 adults and 114 children. 127 (41.5%) were discharged to a permanent destination. Income for 4 (2.1%) clients over 18 rose between admission and discharge, while 43 (22.4%) maintained stable income of greater than zero.

Sub-Populations – All Programs

45 (3.2%) individuals over 18 met the criteria for chronic homelessness at the time of project entry.^{vi} 1 out of every 20.5 adults receiving services this quarter was a veteran (4.9%). Out of the 68 veterans served, 33 (48.5%) reported a disabling condition and 7 (10.3%) met the criteria for chronic homelessness at admission. Of all clients, 114 (8.2%) were considered youth (aged 18- 24 years).

Special Needs – HUD and HHS Funded Programs Only



68.4% of adults (374/547) and 11.6% of children (33/285) in HUD or HHS funded programs self-reported at least one physical, emotional, or other health condition *regardless of whether the condition had become serious enough to be disabling*. Among those reporting multiple conditions, the most significant comorbidity was Mental Health and Substance Use (84). When taking severity of condition into account, 250 adults reported conditions that met the criteria to be considered a disability.

Data quality and completeness play a major role in ensuring that these data accurately reflect the work being done within the CoC. CARES routinely tracks the health of HMIS data and this information may be found at www.caresny.org.

ⁱ Data breakdowns for subsequent categories may total less than this number due to differences in data reporting across funders, as well as data completeness. Information on **reporting methodology** and on **data completeness** may be found at www.caresny.org.

ⁱⁱ For the purposes of this report, any RRH enrollments are considered residential.

ⁱⁱⁱ Counts are unduplicated within the category itself only; IF SERVED BY BOTH, a client is counted once in Residential **AND** once in Supportive Services Only.

^{iv} Data based on current age and household composition, which may differ from information reported at admission

^v This measure includes individuals across all project types

^{vi} Please note that HMIS began using HUD's new definition of chronic homelessness effective 10/1/2015 and all individuals in program on or after that date are measured using this new definition, even if their program start date was prior to the change in definition taking effect.

Projects Included in Report

NY-602 - Newburgh/Middletown/Orange County CoC

Emergency Shelter

HONOR Family Shelter
HONOR Men's Shelter
HONOR STEHP A Friends House
HONOR Women's Shelter
MHV - OC CHI 9W
MHV-OC 44 Grand
Newburgh Ministry Winterhaven
OC Housing Resource - Misc Motel Rm

Homelessness Prevention

HONOR A Friends House RHY Prevention
Legal Services of the Hudson Valley STEHP

PH - Housing with Services

Invisible Children's Project HUD

PH - Permanent Supportive Housing

HONOR Housing First 1
HONOR Housing First 2
HONOR Stephen Saunders Residence
Il Project Independence II
IL Project Independence
MHA OC Supported Housing Individuals
MHA OC Supportive Housing for Families
Project LIFE PLUS Program
RECAP CoC
RECAP CoC Vets
Safe Harbors Cornerstone Residence
SC Enhanced Supported
SC Individuals

Street Outreach

HONOR Adult Outreach
HONOR STEHP Youth Outreach

Transitional Housing

HONOR Ecclesia House
MHV- CHI Port Jervis
Project Life Transitional - Family