



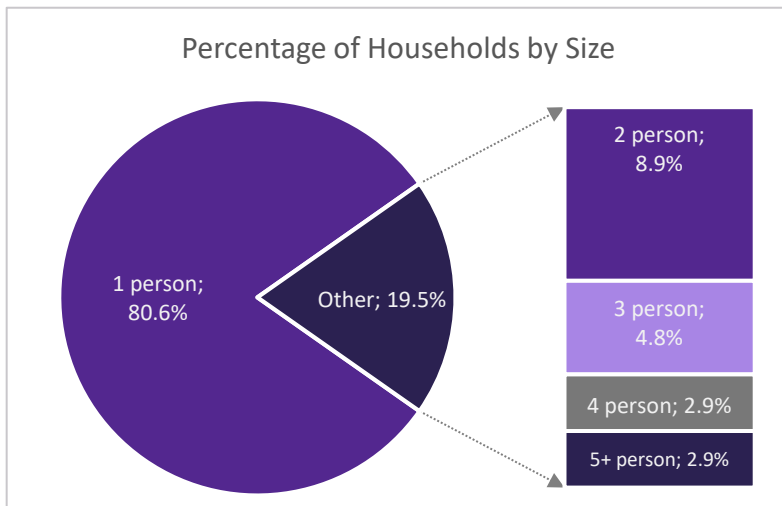
## Quarterly Report

# NY-523 - Glen Falls/Saratoga Springs/Saratoga County CoC

10/1/2017-12/31/2017

### Overview – All Programs

Between 10/1/2017 and 12/31/2017, providers in the Glen Falls/Saratoga Springs/Saratoga County CoC served 675 people experiencing or at risk of experiencing homelessness<sup>i</sup>. Residential programs served 446 people<sup>ii</sup>, and supportive services only (SSO) programs served 233 people<sup>iii</sup>.

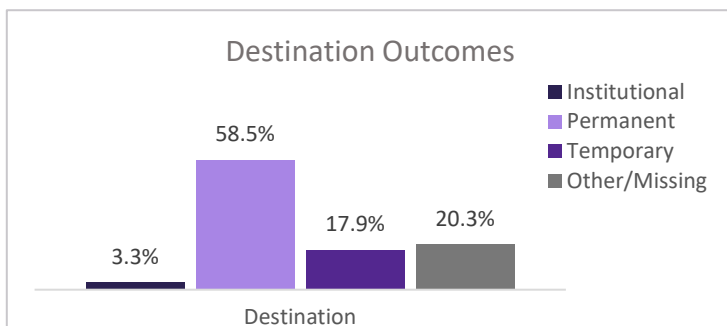
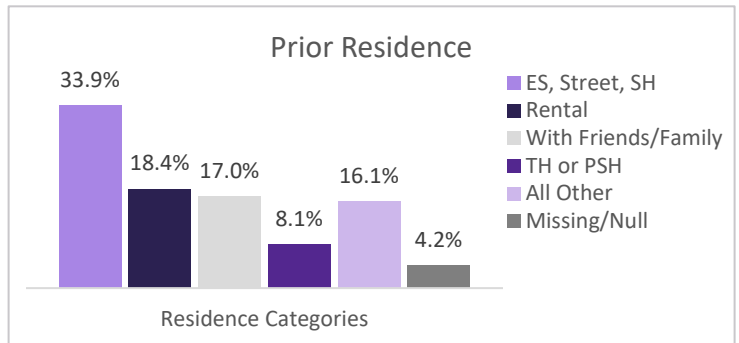


There were 484 households in the CoC, including: 362 households without children (containing 384 individuals), 74 households with both adults and children (containing 100 adults and 144 children), and 48 households of only unaccompanied minors (under 18 years of age), containing 49 minors<sup>iv</sup>.

By gender, providers in the CoC served 289 (42.8%) women, 375 (55.6%) men, and 8 (1.2%) trans-identified individuals.

The racial and ethnic breakdown of those served included: 527 (78.1%) White, 89 (13.2%) Black or African-American, 6 (0.9%) Asian, 1 (0.1%) Native Hawaiian or Other Pacific Islander, 3 (0.4%) American Indian or Alaskan Native, and 32 (4.7%) Multiple Races. 47 (7.0%) individuals identified as Hispanic/Latino regardless of race.

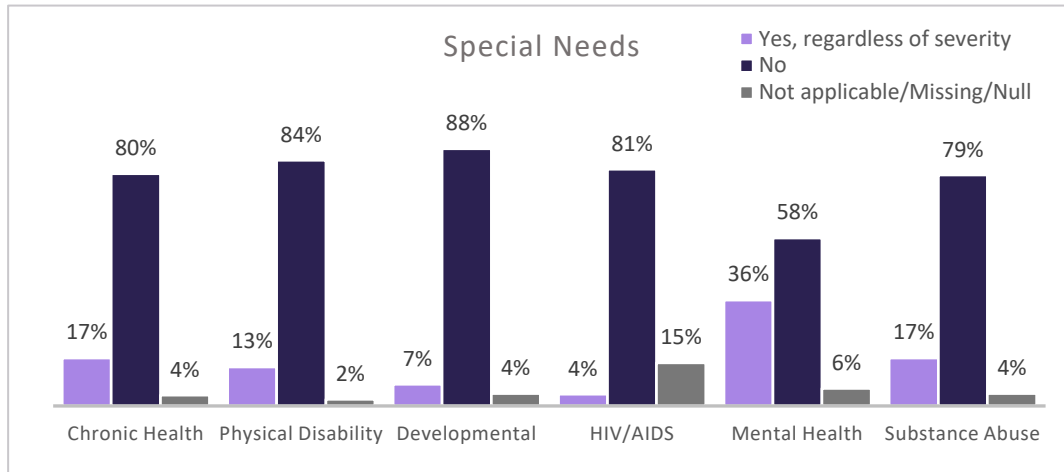
Of 528 adults or heads of household, 179 (33.9%) indicated a prior residence of Emergency Shelter, the streets, or Safe Haven. Of these clients, 79 (44.1%) reported no previous episodes of homelessness within the last three years. 48 (26.8%), 20 (11.2%), and 31 (17.3%) reported that they had been 2, 3, or 4+ times homeless (respectively) during the same time frame. 8 (4.5%) did not report on this data element.



For the adults or heads of household who were in program a year or more and received an annual assessment (56), 30 (53.6%) saw an increase in income (cash and cash benefits) between admission and the most recent update, while 20 (35.7%) saw no change in income that was initially higher than zero<sup>v</sup>.

The total number of individuals discharged during the quarter was 212, which included 150 adults and 62 children. 124 (58.5%) were discharged to a permanent destination. Income for 12 (8.0%) clients over 18 rose between admission and discharge, while 134 (89.3%) maintained stable income of greater than zero.

### **Special Needs – HUD and HHS Funded Programs Only**



65.6% of adults (143/218) and 29.1% of children (39/134) in HUD or HHS funded programs self-reported at least one physical, emotional, or other health condition *regardless of whether the condition had become serious enough to be disabling*. Among those reporting

multiple conditions, the most significant comorbidity was Mental Health and Substance Use (40). When taking severity of condition into account, 79 adults reported conditions that met the criteria to be considered a disability.

### **Sub-Populations – All Programs**

16 (3.3%) individuals over 18 met the criteria for chronic homelessness at the time of project entry.<sup>vi</sup> 1 out of every 4.1 adults receiving services this quarter was a veteran (24.5%). Out of the 118 veterans served, 52 (44.1%) reported a disabling condition and 3 (2.5%) met the criteria for chronic homelessness at admission. 93 clients (19.3%) were considered youth, aged 18- 24 years.

*Data quality and completeness play a major role in ensuring that these data accurately reflect the work being done within the CoC. CARES routinely tracks the health of HMIS data and this information may be found at [www.caresny.org](http://www.caresny.org).*

<sup>i</sup> Data breakdowns for subsequent categories may total less than this number due to differences in data reporting across funders, as well as data completeness. Information on **reporting methodology** and on **data completeness**, may be found at [www.caresny.org](http://www.caresny.org)

<sup>ii</sup> For the purposes of this report, any RRH enrollments are considered residential.

<sup>iii</sup> Counts are unduplicated within the category itself only; IF SERVED BY BOTH, a client is counted once in Residential **AND** once in Supportive Services Only.

<sup>iv</sup> Data based on current age and household composition, which may differ from information reported at admission

<sup>v</sup> This measure includes individuals across all project types

<sup>vi</sup> Please note that HMIS began using HUD's new definition of chronic homelessness effective 10/1/2015 and all individuals in program on or after that date are measured using this new definition, even if their program start date was prior to the change in definition taking effect.

## **Projects Included in Report**

NY-523 - Glen Falls/Saratoga Springs/Saratoga County CoC

### **Emergency Shelter**

CAPTAIN -- Malta Youth Center  
CAPTAIN STEHP-Wait House STEHP Emergency Shelter  
SOS Emergency Shelter Shelter  
VCHC Vets Emergency Bed Program

### **Homelessness Prevention**

Captain STEHP Program Prevention  
CAPTAIN STEHP-Wait House Prevention  
Legal Aid Rural STEHP Prevention  
VCHC SSVF Prevention

### **PH - Permanent Supportive Housing**

Albany VASH - Albany VISN  
AVH Perm Housing  
OOCSSWC Community - Chronic  
OOCSSWC Community - Families  
OOCSSWC Community - Regular  
OOCSSWC Community 2011  
OOCSSWC Housing First - Chronic  
OOCSSWC Housing First - Regular  
OOCSSWC Shelter Plus Care 2010  
Support Ministries - Ahana House  
TSA - City of Saratoga Springs Rental Assistance Program  
TSA MICA Supportive Housing  
VCHC Center Street  
VCHC Northern Pines  
VCHC Saratoga Veterans Apartment Program  
WWAMH Housing First Program

### **PH - Rapid Re-Housing**

CAPTAIN STEHP-Wait House Rapid Rehousing  
Captain STEPH Program Rapid Rehousing  
UV-SSVF rapid rehousing  
VCHC SSVF Program Rapid Rehousing

### **Street Outreach**

CAPTAIN RHY Outreach

### **Transitional Housing**

AVH Vets House  
VCHC Guardian House  
VCHC Vets House Program  
Wait House TLP