



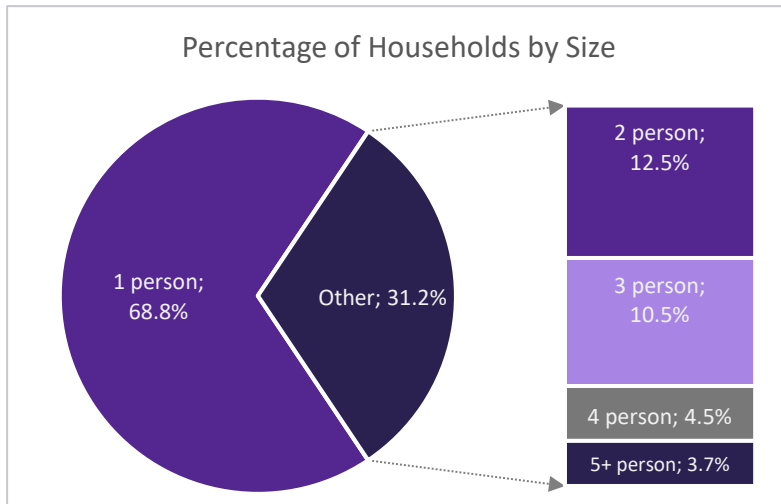
Quarterly Report

NY-522 - Jefferson Lewis St. Lawrence Counties CoC

10/1/2017-12/31/2017

Overview – All Programs

Between 10/1/2017 and 12/31/2017, providers in the Jefferson/Lewis/St. Lawrence Counties CoC served 1169 people experiencing or at risk of experiencing homelessnessⁱ. Residential programs served 661 peopleⁱⁱ, and supportive services only (SSO) programs served 520 peopleⁱⁱⁱ.

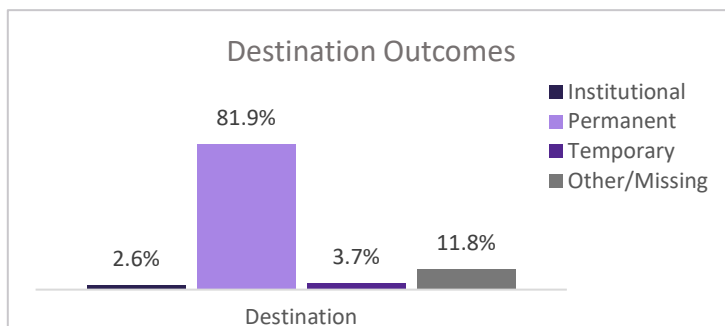
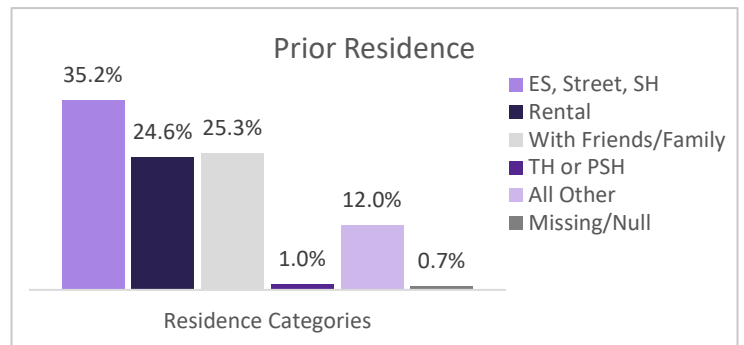


There were 711 households in the CoC, including: 528 households without children (containing 586 individuals), 176 households with both adults and children (containing 238 adults and 348 children), and 7 households of only unaccompanied minors (under 18 years of age), containing 12 minors^{iv}.

By gender, providers in the CoC served 555 (47.5%) women, 613 (52.4%) men, and 1 (0.1%) trans-identified individuals.

The racial and ethnic breakdown of those served included: 1007 (86.1%) White, 101 (8.6%) Black or African-American, 6 (0.5%) Native Hawaiian or Other Pacific Islander, 12 (1.0%) American Indian or Alaskan Native, and 37 (3.2%) Multiple Races. 64 (5.5%) individuals identified as Hispanic/Latino regardless of race.

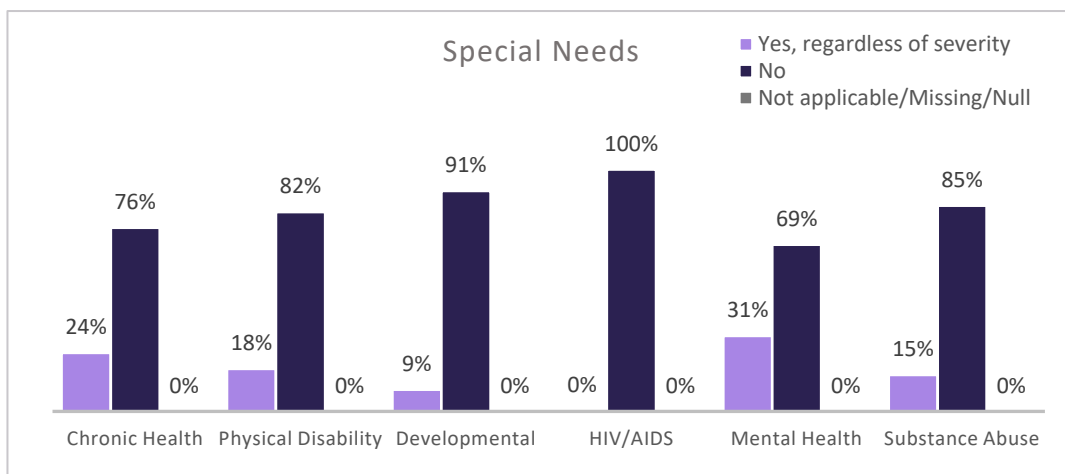
Of 818 adults or heads of household, 288 (35.2%) indicated a prior residence of Emergency Shelter, the streets, or Safe Haven. Of these clients, 183 (63.5%) reported no previous episodes of homelessness within the last three years. 58 (20.1%), 17 (5.9%), and 27 (9.4%) reported that they had been 2, 3, or 4+ times homeless (respectively) during the same time frame. 3 (1.0%) did not report on this data element.



For the adults or heads of household who were in program a year or more and received an annual assessment (109), 51 (46.8%) saw an increase in income (cash and cash benefits) between admission and the most recent update, while 47 (43.1%) saw no change in income that was initially higher than zero^v.

The total number of individuals discharged during the quarter was 465, which included 319 adults and 146 children. 381 (81.9%) were discharged to a permanent destination. Income for 26 (8.2%) clients over 18 rose between admission and discharge, while 272 (85.3%) maintained stable income of greater than zero.

Special Needs – HUD and HHS Funded Programs Only



69.6% of adults (429/616) and 14.7% of children (42/285) in HUD or HHS funded programs self-reported at least one physical, emotional, or other health condition *regardless of whether the condition had become serious enough to be disabling*. Among those reporting

multiple conditions, the most significant comorbidity was Mental Health and Substance Use (82). When taking severity of condition into account, 234 adults reported conditions that met the criteria to be considered a disability.

Sub-Populations – All Programs

12 (1.5%) individuals over 18 met the criteria for chronic homelessness at the time of project entry.^{vi} 1 out of every 19.0 adults receiving services this quarter was a veteran (5.3%). Out of the 43 veterans served, 11 (25.6%) reported a disabling condition and none met the criteria for chronic homelessness at admission.

Data quality and completeness play a major role in ensuring that these data accurately reflect the work being done within the CoC. CARES routinely tracks the health of HMIS data and this information may be found at www.caresny.org.

ⁱ Data breakdowns for subsequent categories may total less than this number due to differences in data reporting across funders, as well as data completeness. Information on **reporting methodology** and on **data completeness**, may be found at www.caresny.org

ⁱⁱ For the purposes of this report, any RRH enrollments are considered residential.

ⁱⁱⁱ Counts are unduplicated within the category itself only; IF SERVED BY BOTH, a client is counted once in Residential **AND** once in Supportive Services Only.

^{iv} Data based on current age and household composition, which may differ from information reported at admission

^v This measure includes individuals across all project types

^{vi} Please note that HMIS began using HUD's new definition of chronic homelessness effective 10/1/2015 and all individuals in program on or after that date are measured using this new definition, even if their program start date was prior to the change in definition taking effect.

Projects Included in Report

NY-522 - Jefferson Lewis St. Lawrence Counties CoC

Emergency Shelter

JCDSS - Hotel and Motel Vouchers

Lewis County DSS Hotel/Motel Placement Program

St. Lawrence DSS Program

Homelessness Prevention

Legal Aid Rural STEHP Prevention

MILC STEHP - Prevention

Snowbelt STEHP Prevention

WUM - HEARTH III - Prevention

PH - Permanent Supportive Housing

JCDSS - Shelter Plus Chronic 1

JCDSS - Transitional

Neighbors of Watertown - Brighton Building

Neighbors of Watertown - Burdick Building

Neighbors of Watertown - Emerson Place

Neighbors of Watertown - Franklin Apartments

Neighbors of Watertown - Kieff Drive

Neighbors of Watertown - Music Center Apartments

TLS - Gaslight Village

TLS PSH - Chronic Homeless 1

TLS PSH - Chronic Homeless 2

PH - Rapid Re-Housing

MILC STEHP Rapid Re-Housing 2015

Snowbelt STEHP Rapid Rehousing

TLS - Rapid Rehousing

WUM - Hearth III - Rapid Re-Housing

Transitional Housing

MHJC - Peer Run Housing First Initiative

TLS - CHAAP TH

TLS Scattered Site - Gateway Housing