



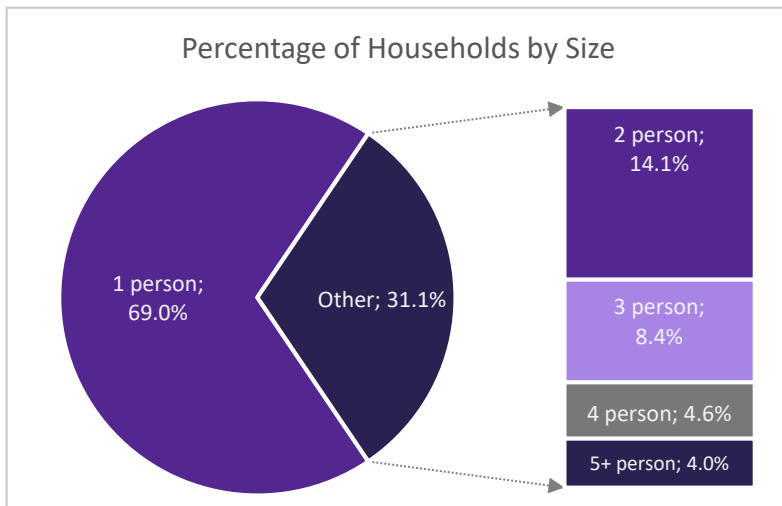
Quarterly Report

NY-516 - Clinton County CoC

1/1/2018-3/31/2018

Overview – All Programs

Between 1/1/2018 and 3/31/2018, providers in the Clinton County CoC served 741 people experiencing or at risk of experiencing homelessnessⁱ. Residential programs served 277 peopleⁱⁱ, and supportive services only (SSO) programs served 488 peopleⁱⁱⁱ.

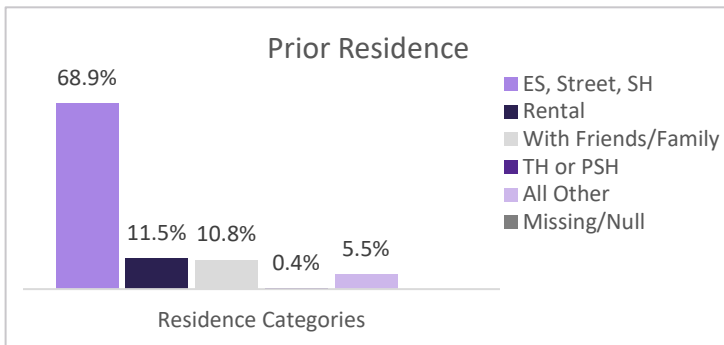


There were 455 households in the CoC, including: 350 households without children (containing 392 individuals), 102 households with both adults and children (containing 154 adults and 192 children), and 3 households of only unaccompanied minors (under 18 years of age), containing 6 minors^{iv}.

By gender, providers in the CoC served 352 (47.5%) women, 387 (52.2%) men, and 1 (0.1%) trans-identified individuals.

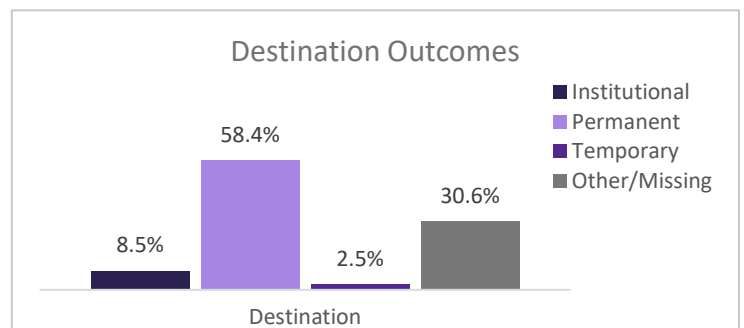
The racial and ethnic breakdown of those served included: 629 (84.9%) White, 48 (6.5%) Black or African-American, 4 (0.5%) American Indian or Alaskan Native, and 48 (6.5%) Multiple Races. 44 (5.9%) individuals identified as Hispanic/Latino regardless of race.

The racial and ethnic breakdown of those served included: 629 (84.9%) White, 48 (6.5%) Black or African-American, 4 (0.5%) American Indian or Alaskan Native, and 48 (6.5%) Multiple Races. 44 (5.9%) individuals identified as Hispanic/Latino regardless of race.



Of 546 adults or heads of household, 376 (68.9%) indicated a prior residence of Emergency Shelter, the streets, or Safe Haven. Of these clients, 265 (70.5%) reported no previous episodes of homelessness within the last three years. 55 (14.6%), 17 (4.5%), and 24 (6.4%) reported that they had been 2, 3, or 4+ times homeless (respectively) during the same time frame. 15 (4.0%) did not report on this data element.

For the adults or heads of household who were in program a year or more and received an annual assessment (25), 11 (44.0%) saw an increase in income (cash and cash benefits) between admission and the most recent update, while 5 (20.0%) saw no change in income that was initially higher than zero^v.

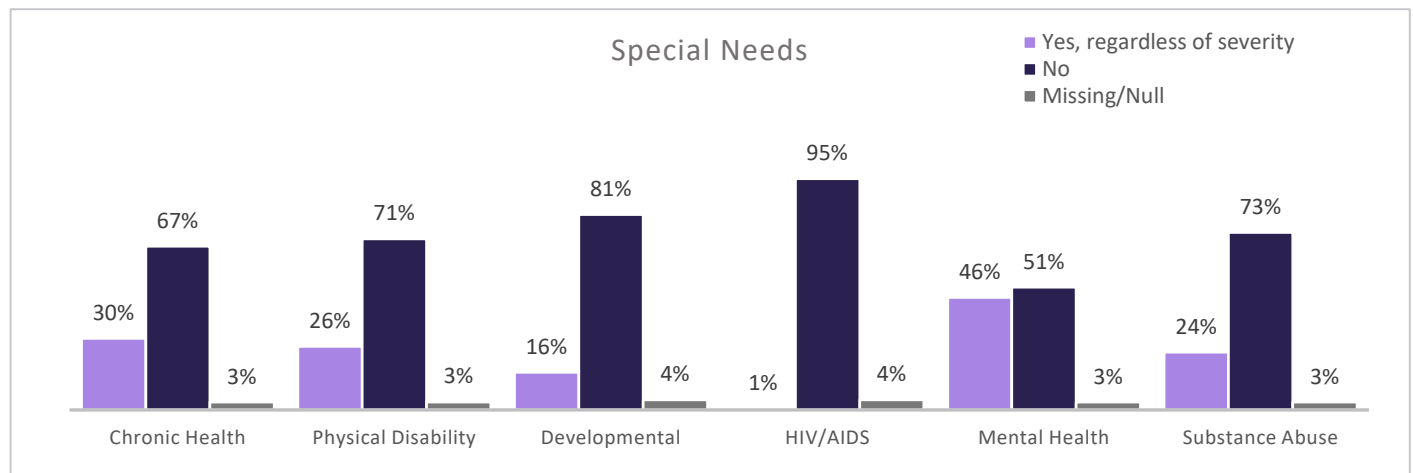


The total number of individuals discharged during the quarter was 281, which included 201 adults and 80 children. 164 (58.4%) were discharged to a permanent destination. Income for 4 (2.0%) clients over 18 rose between admission and discharge, while 82 (40.8%) maintained stable income of greater than zero.

Sub-Populations – All Programs

19 (3.5%) individuals over 18 met the criteria for chronic homelessness at the time of project entry.^{vi} 1 out of every 14.8 adults receiving services this quarter was a veteran (6.8%). Out of the 37 veterans served, 21 (56.8%) reported a disabling condition and 2 (5.4%) met the criteria for chronic homelessness at admission. Of all clients, 72 (13.2%) were considered youth, aged 18- 24 years.

Special Needs – HUD and HHS Funded Programs Only



76.6% of adults (377/492) and 35.3% of children (61/173) in HUD or HHS funded programs self-reported at least one physical, emotional, or other health condition *regardless of whether the condition had become serious enough to be disabling*. Among those reporting multiple conditions, the most significant comorbidity was Mental Health and Substance Use (120). When taking severity of condition into account, 283 adults reported conditions that met the criteria to be considered a disability.

Data quality and completeness play a major role in ensuring that these data accurately reflect the work being done within the CoC. CARES routinely tracks the health of HMIS data and this information may be found at www.caresny.org.

ⁱ Data breakdowns for subsequent categories may total less than this number due to differences in data reporting across funders, as well as data completeness. Information on **reporting methodology** and on **data completeness** may be found at www.caresny.org.

ⁱⁱ For the purposes of this report, any RRH enrollments are considered residential.

ⁱⁱⁱ Counts are unduplicated within the category itself only; IF SERVED BY BOTH, a client is counted once in Residential **AND** once in Supportive Services Only.

^{iv} Data based on current age and household composition, which may differ from information reported at admission

^v This measure includes individuals across all project types

^{vi} Please note that HMIS began using HUD's new definition of chronic homelessness effective 10/1/2015 and all individuals in program on or after that date are measured using this new definition, even if their program start date was prior to the change in definition taking effect.

Projects Included in Report

NY-516 - Clinton County CoC

Emergency Shelter

ETC Emergency Shelter

Homelessness Prevention

ETC STEHP Prevention

PH - Permanent Supportive Housing

Albany VASH - Albany VISN

ETC - Boynton House

ETC - Champlain Valley S plus C

ETC - Shelter North

ETC Housing - NYSSHP

PH - Rapid Re-Housing

ETC STEHP Rapid Re-Housing

Services Only Program

ETC Housing - PATH Services

Street Outreach

ETC Housing - PATH Outreach