



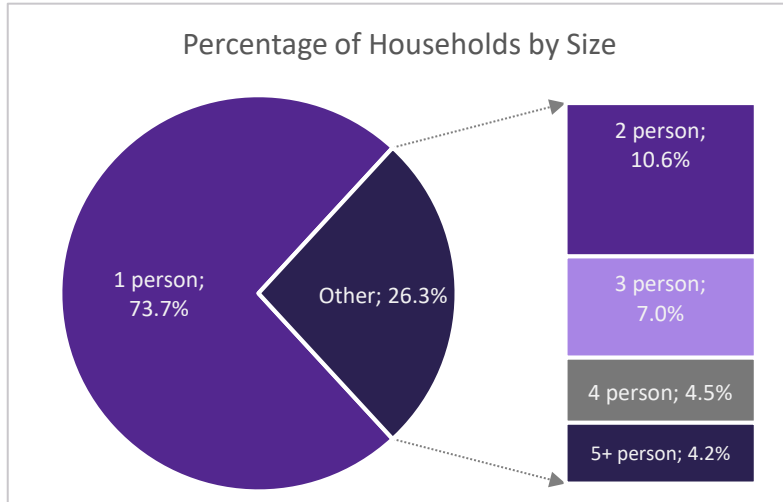
Quarterly Report

NY-512 - Troy/Rensselaer County CoC

1/1/2018-3/31/2018

Overview – All Programs

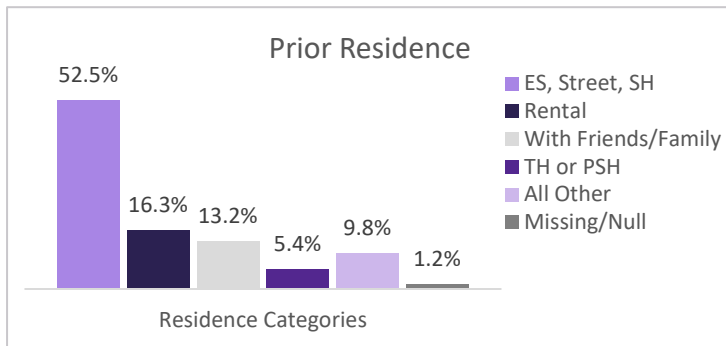
Between 1/1/2018 and 3/31/2018, providers in the Troy/Rensselaer County CoC served 1304 people experiencing or at risk of experiencing homelessnessⁱ. Residential programs served 1051 peopleⁱⁱ, and supportive services only (SSO) programs served 271 peopleⁱⁱⁱ.



There were 829 households in the CoC, including: 617 households without children (containing 641 individuals), 198 households with both adults and children (containing 260 adults and 398 children), and 14 households of only unaccompanied minors (under 18 years of age), containing 16 minors^{iv}.

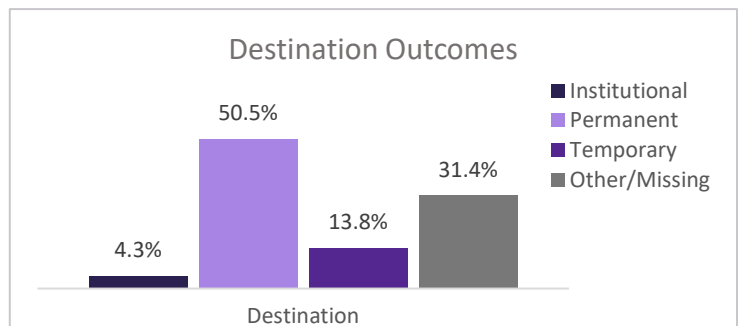
By gender, providers in the CoC served 664 (50.9%) women, 636 (48.8%) men, and 3 (0.2%) trans-identified individuals.

The racial and ethnic breakdown of those served included: 631 (48.4%) White, 524 (40.2%) Black or African-American, 6 (0.5%) Asian, 7 (0.5%) Native Hawaiian or Other Pacific Islander, 13 (1.0%) American Indian or Alaskan Native, and 88 (6.7%) Multiple Races. 197 (15.1%) individuals identified as Hispanic/Latino regardless of race.



Of 904 adults or heads of household, 475 (52.5%) indicated a prior residence of Emergency Shelter, the streets, or Safe Haven. Of these clients, 199 (41.9%) reported no previous episodes of homelessness within the last three years. 92 (19.4%), 46 (9.7%), and 154 (32.4%) reported that they had been 2, 3, or 4+ times homeless (respectively) during the same time frame. 19 (4.0%) did not report on this data element.

For the adults or heads of household who were in program a year or more and received an annual assessment (216), 124 (57.4%) saw an increase in income (cash and cash benefits) between admission and the most recent update, while 15 (6.9%) saw no change in income that was initially higher than zero^v.

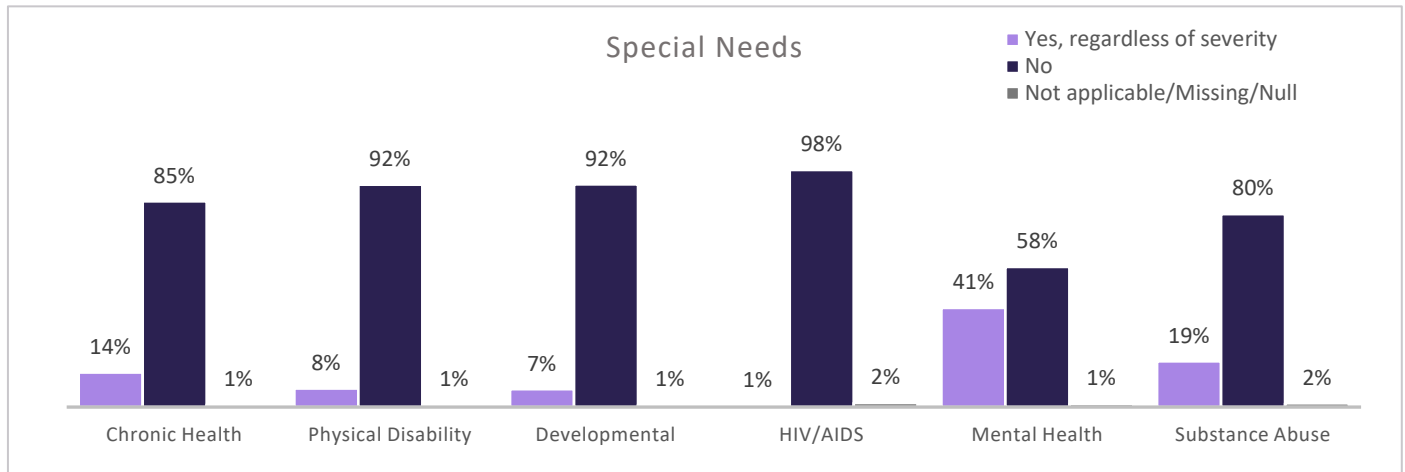


The total number of individuals discharged during the quarter was 493, which included 361 adults and 132 children. 249 (50.5%) were discharged to a permanent destination. Income for 12 (3.3%) clients over 18 rose between admission and discharge, while 115 (31.9%) maintained stable income of greater than zero.

Sub-Populations – All Programs

88 (9.8%) individuals over 18 met the criteria for chronic homelessness at the time of project entry.^{vi} 1 out of every 22.5 adults receiving services this quarter was a veteran (4.5%). Out of the 40 veterans served, 24 (60.0%) reported a disabling condition and 4 (10.0%) met the criteria for chronic homelessness at admission. Of all clients, 114 (12.7%) were considered youth (aged 18- 24 years).

Special Needs – HUD and HHS Funded Programs Only



71.3% of adults (410/575) and 18.6% of children (65/349) in HUD or HHS funded programs self-reported at least one physical, emotional, or other health condition *regardless of whether the condition had become serious enough to be disabling*. Among those reporting multiple conditions, the most significant comorbidity was Mental Health and Substance Use (154). When taking severity of condition into account, 311 adults reported conditions that met the criteria to be considered a disability.

Data quality and completeness play a major role in ensuring that these data accurately reflect the work being done within the CoC. CARES routinely tracks the health of HMIS data and this information may be found at www.caresny.org.

ⁱ Data breakdowns for subsequent categories may total less than this number due to differences in data reporting across funders, as well as data completeness. Information on **reporting methodology** and on **data completeness** may be found at www.caresny.org.

ⁱⁱ For the purposes of this report, any RRH enrollments are considered residential.

ⁱⁱⁱ Counts are unduplicated within the category itself only; IF SERVED BY BOTH, a client is counted once in Residential **AND** once in Supportive Services Only.

^{iv} Data based on current age and household composition, which may differ from information reported at admission

^v This measure includes individuals across all project types

^{vi} Please note that HMIS began using HUD's new definition of chronic homelessness effective 10/1/2015 and all individuals in program on or after that date are measured using this new definition, even if their program start date was prior to the change in definition taking effect.

Projects Included in Report

NY-512 - Troy/Rensselaer County CoC

Emergency Shelter

IPH Medical Respite
JH - Code Blue
JH - Inn from the Cold
JH Emergency Shelter
St. Paul's Center

Homelessness Prevention

AHC - SSVF Homeless Prevention
City of Troy ESG
City of Troy ESG - TAUM Prevention
City of Troy ESG Prev – CCTCS Roarke Center
LASH City of Troy ESG Prevention
LASH Unity House STEHP Prevention
Legal Aid Rural STEHP Prevention
YWCA - City of Troy Prevention
YWCA Rensselaer STEHP Prevention

PH - Permanent Supportive Housing

Albany VASH - Albany VISN
JH - Consolidated
JH - Supported Housing #1
JH Bethune
St. Paul Center Permanent Supportive Housing
St. Peter's - Residence
St. Peter's - Shelter Plus Care THA SP
St. Peter's - SHP
UH 800
UH 800 JH
UH 804 JH
UH 804 UH
UH 804 YW
YWCA Apartment Program
YWCA GCR Family Apartment Program
YWCA of Troy Cohoes - SRO Permanent
YWCA of Troy Cohoes Section 8 Mod Rehab

PH - Rapid Re-Housing

AHC - SSVF Rapid Rehousing
City of Troy ESG - TAUM Rapid Rehousing
JH STEHP Rapid Rehousing
LASH City of Troy ESG Rapid Re-Housing
St Paul Center - STEHP Rapid Rehousing

Street Outreach

CAPTAIN RHY Outreach
JH Homeless Outreach

Transitional Housing

YWCA GCR Women in Transition