



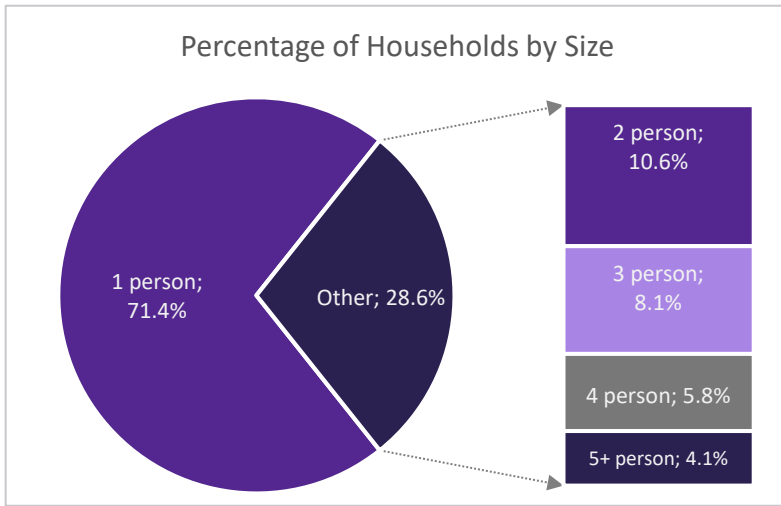
Quarterly Report

NY-512 - Troy/Rensselaer County CoC

10/1/2017-12/31/2017

Overview – All Programs

Between 10/1/2017 and 12/31/2017, providers in the Troy/Rensselaer County CoC served 1285 people experiencing or at risk of experiencing homelessnessⁱ. Residential programs served 1012 peopleⁱⁱ, and supportive services only (SSO) programs served 301 peopleⁱⁱⁱ.

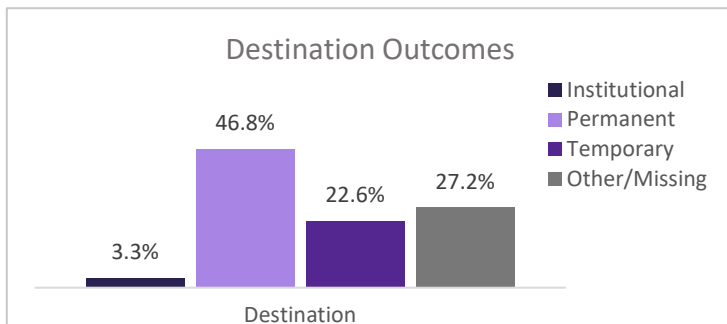
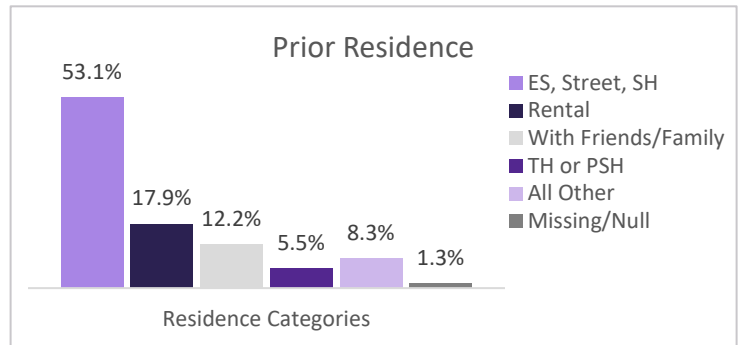


There were 789 households in the CoC, including: 569 households without children (containing 595 individuals), 204 households with both adults and children (containing 268 adults and 413 children), and 16 households of only unaccompanied minors (under 18 years of age), containing 19 minors^{iv}.

By gender, providers in the CoC served 671 (52.2%) women, 611 (47.5%) men, and 3 (0.2%) trans-identified individuals.

The racial and ethnic breakdown of those served included: 657 (51.1%) White, 507 (39.5%) Black or African-American, 5 (0.4%) Asian, 7 (0.5%) Native Hawaiian or Other Pacific Islander, 8 (0.6%) American Indian or Alaskan Native, and 81 (6.3%) Multiple Races. 203 (15.8%) individuals identified as Hispanic/Latino regardless of race.

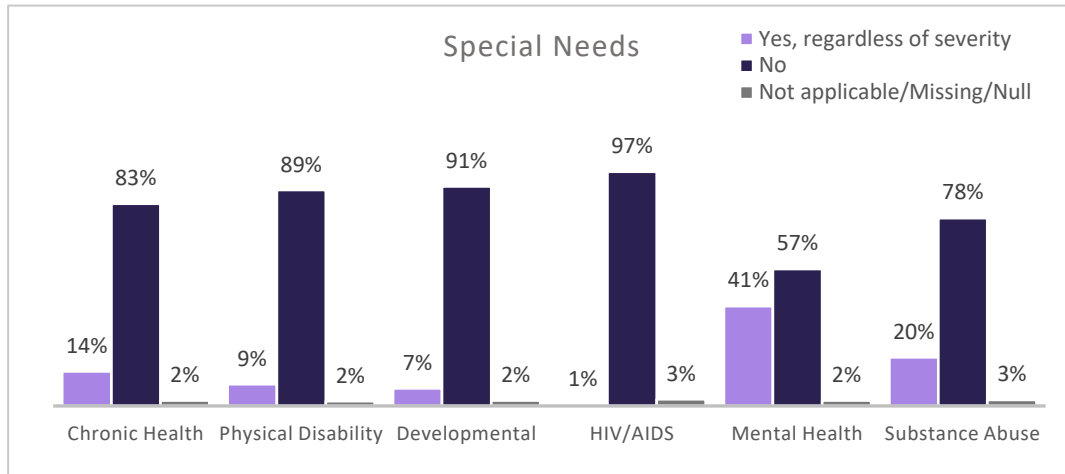
Of 867 adults or heads of household, 460 (53.1%) indicated a prior residence of Emergency Shelter, the streets, or Safe Haven. Of these clients, 195 (42.4%) reported no previous episodes of homelessness within the last three years. 77 (16.7%), 52 (11.3%), and 134 (29.1%) reported that they had been 2, 3, or 4+ times homeless (respectively) during the same time frame. 19 (4.1%) did not report on this data element.



For the adults or heads of household who were in program a year or more and received an annual assessment (228), 159 (69.7%) saw an increase in income (cash and cash benefits) between admission and the most recent update, while 31 (13.6%) saw no change in income that was initially higher than zero^v.

The total number of individuals discharged during the quarter was 389, which included 274 adults and 115 children. 182 (46.8%) were discharged to a permanent destination. Income for 27 (9.9%) clients over 18 rose between admission and discharge, while 155 (56.6%) maintained stable income of greater than zero.

Special Needs – HUD and HHS Funded Programs Only



72.1% of adults (444/616) and 18.9% of children (71/376) in HUD or HHS funded programs self-reported at least one physical, emotional, or other health condition *regardless of whether the condition had become serious enough to be disabling*. Among those reporting

multiple conditions, the most significant comorbidity was Mental Health and Substance Use (171). When taking severity of condition into account, 339 adults reported conditions that met the criteria to be considered a disability.

Sub-Populations – All Programs

90 (10.5%) individuals over 18 met the criteria for chronic homelessness at the time of project entry.^{vi} 1 out of every 17.2 adults receiving services this quarter was a veteran (5.8%). Out of the 50 veterans served, 32 (64.0%) reported a disabling condition and 5 (10.0%) met the criteria for chronic homelessness at admission.

Data quality and completeness play a major role in ensuring that these data accurately reflect the work being done within the CoC. CARES routinely tracks the health of HMIS data and this information may be found at www.caresny.org.

ⁱ Data breakdowns for subsequent categories may total less than this number due to differences in data reporting across funders, as well as data completeness. Information on **reporting methodology** and on **data completeness**, may be found at www.caresny.org

ⁱⁱ For the purposes of this report, any RRH enrollments are considered residential.

ⁱⁱⁱ Counts are unduplicated within the category itself only; IF SERVED BY BOTH, a client is counted once in Residential **AND** once in Supportive Services Only.

^{iv} Data based on current age and household composition, which may differ from information reported at admission

^v This measure includes individuals across all project types

^{vi} Please note that HMIS began using HUD's new definition of chronic homelessness effective 10/1/2015 and all individuals in program on or after that date are measured using this new definition, even if their program start date was prior to the change in definition taking effect.

Projects Included in Report

NY-512 - Troy/Rensselaer County CoC

Emergency Shelter

JH - Code Blue
JH - Inn From the Cold
JH Emergency Shelter
St. Paul's Center
St. Peter's - Veterans Emergency Housing

Homelessness Prevention

City of Troy ESG
City of Troy ESG - TAUM Prevention
City of Troy ESG Prev – CCTCS Roarke Center
LASH City of Troy ESG Prevention
LASH Unity House STEHP Prevention
Legal Aid Rural STEHP Prevention
YWCA Rensselaer STEHP Prevention

PH - Permanent Supportive Housing

Albany VASH - Albany VISN
JH - Consolidated
JH - Supported Housing #1
JH Bethune
St. Paul Center FY 2016 SPC Permanent Supportive Housing
St. Peter's - Residence
St. Peter's - Shelter Plus Care THA SP
St. Peter's - SHP
UH 800
UH 800 JH
UH 804 JH
UH 804 UH
UH 804 YW
YWCA Apartment Program
YWCA GCR Family Apartment Program
YWCA of Troy Cohoes - SRO Permanent
YWCA of Troy Cohoes Section 8 Mod Rehab

PH - Rapid Re-Housing

City of Troy ESG - TAUM Rapid Rehousing
JH STEHP Rapid Rehousing
LASH City of Troy ESG Rapid Re-Housing
St Paul Center - STEHP Rapid Rehousing

Street Outreach

CAPTAIN RHY Outreach
JH Homeless Outreach

Transitional Housing

YWCA GCR Women in Transition